

PRICE LIST





**True change comes from the
desire to Look Further.**

*"I have always wanted to create a
pocket door system which is easy
to install and will last forever.*

*I am inspired by the idea of
constantly improving the
performance of this product,
because I want to satisfy everyone
who sells it, installs it and uses it.*

*This is what drives me and
enables me to always
Look Further."*

A handwritten signature in blue ink that reads 'Luigi De Faveri'.

Luigi De Faveri
Founder of ECLISSE

ABOUT US



ECLISSE srl **Pieve di Soligo - Italy**

ECLISSE FRANCE S.a.s.
[Quimper - France](#)

ECLISSE POLSKA Sp. z o.o.
[Rokitki - Poland](#)

ECLISSE GmbH
[Wien - Austria](#)

ECLISSE ČR, s.r.o.
[Ritka - Czech Republic](#)

ECLISSE IBERIA S.I.
[Ripoll Barcelona - Spain](#)

ECLISSE BRASIL
Trading e Logistica Ltda.
[Vila Velha - Brazil](#)

ECLISSE DEUTSCHLAND GmbH
[Monaco - Germany](#)

ECLISSE SLOVAKIA, s.r.o.
[Banská Bystrica - Slovakia](#)

ECLISSE EST S.r.l.
[Bucarest - Romania](#)

ECLISSE UK Ltd.
[Grantham - United Kingdom](#)

ECLISSE North America, LLC
[Los Angeles - United States of America](#)

Veneto Porte Plusz Kft.
[Székesfehérvár - Hungary](#)

Häfele Türkiye A.Ş.
[Istanbul - Turkey](#)

Marsica Special Doors & Frames BV
[Voorhout - Netherlands](#)

TDV - Vishera Group
[Moscow - Russia](#)

Muotolevy Oy
[Nummela - Finland](#)

Techno-Bat
[Tunis - Tunisia](#)

ECLISSE Scandinavia ApS
[Tommerup - Denmark](#)

Ovoconcept d.o.o.
[Belgrade - Serbia](#)

UAB "GSV Group" - Vituko Duryš
[Vilnius - Lithuania](#)

Sfakstar
[Casablanca - Morocco](#)

Grupo ECB S.p.a
[Santiago - Chile](#)

Miroljub Teinovič (Agent)
[Slovenia | Croatia | Montenegro](#)

Valantis Grammenopoulos (Agent)
[Greece](#)

Alexander Martynov (Agent)
[Ukraine](#)

Studio 67 (Agent)
[Mexico | Colombia | Panama |
Costa Rica | Santo Domingo](#)



ECLISSE began manufacturing sliding pocket door systems in 1989 in its factory near Treviso, Italy, and became an immediate success.

This rapid success was based on highly innovative product design and advanced production techniques. Better products and design quickly led to expansion throughout Europe where ECLISSE has become the largest producer of these systems. Its aim is to develop a construction technology characterized by innovation and excellence of quality standards.

With more than 40 patents so far, ECLISSE frames revolutionised the way we think about sliding door systems. Doors slide effortlessly inside the wall, opening up the room and changing your perception of space.

ECLISSE is a leading company in its sector in Italy and worldwide, marketing its products all over Europe and in the main non-European countries through a commercial network born in 1995 with the opening of the first sister company in Quimper, France.

Further subsidiaries were later established in Poland, Austria, Czech Republic, Slovakia, Spain, Brazil, Germany, Romania and UK. In all the other countries ECLISSE is present with distributors and/or agents.

INDEX

8 ECLISSE CLASSIC COLLECTION | Systems with jambs and architraves

- 10 ECLISSE SINGLE
- 26 ECLISSE DOUBLE
- 42 ECLISSE LUCE
- 50 ECLISSE EWOLUTO
- 52 ECLISSE TELESCOPIC
- 60 ECLISSE CIRCULAR
- 64 ECLISSE UNILATERAL
- 66 ECLISSE NOVANTA
- 68 ECLISSE ACOUSTIC

70 ECLISSE SYNTESIS FLUSH COLLECTION | Systems without jambs and architraves

- 72 ECLISSE SYNTESIS LINE
- 88 ECLISSE SYNTESIS LUCE
- 92 ECLISSE SYNTESIS LINE BATTENTE
- 96 ECLISSE SYNTESIS LINE BATTENTE 50
- 98 ECLISSE SYNTESIS LINE - ECLISSE SYNTESIS LUCE | ACOUSTIC KIT
- 99 ECLISSE SYNTESIS LINE BATTENTE | ACOUSTIC KIT
- 101 ECLISSE SYNTESIS AREO
- 103 ECLISSE SYNTESIS TECH
- 105 ECLISSE MIMESI

107 ECLISSE 40 COLLECTION | Systems for splayed frames

- 108 ECLISSE 40 SINGLE
- 124 ECLISSE 40 DOUBLE

141 ECLISSE DOORS

- 142 DOORS - ECLISSE CLASSIC
- 162 DOORS - ECLISSE SYNTESIS (sliding)
- 176 DOORS - ECLISSE SYNTESIS (hinged) - ECLISSE 40
- 182 DOORS - ECLISSE SYNTESIS LINE BATTENTE 50

183 HANDLES AND LOCK KITS

- 183 HANDLES AND LOCK KITS

199 ACCESSORIES

- 199 ACCESSORIES
- 208 HARDWARE

211 BASEBOARD

- 212 ECLISSE DELTA
- 213 ECLISSE BASEBOARD FOR SYNTESIS
- 214 ECLISSE BASEBOARD FOR 40

215 GENERAL TERMS AND CONDITIONS OF SALE

- 215 GENERAL TERMS AND CONDITIONS OF SALE

ECLISSE CLASSIC COLLECTION

SYSTEMS WITH JAMBS AND ARCHITRAVES



ECLISSE
SINGLE
Sliding pocket door system
for single door

10



ECLISSE
DOUBLE
Sliding pocket door system
for double door

26



ECLISSE
LUCE SINGLE
Wiring-ready sliding pocket door system
for single door

42



ECLISSE
LUCE DOUBLE
Wiring-ready sliding pocket door system
for double door

46



ECLISSE
EWOLUTO SINGLE
Sliding pocket door system for single
door that can accommodate wall-mounted
furniture and shelving on both sides

50



ECLISSE
EWOLUTO DOUBLE
Sliding pocket door system for double
door that can accommodate wall-mounted
furniture and shelving on both sides

51



ECLISSE
TELESCOPIC SINGLE

Sliding pocket door system for two parallel doors disappearing into the same pocket

52



ECLISSE
TELESCOPIC DOUBLE

Sliding pocket door system for two couples of parallel doors disappearing into the same pocket

56



ECLISSE
CIRCULAR SINGLE

Sliding pocket door system for single curved door

60



ECLISSE
CIRCULAR DOUBLE

Sliding pocket door system for double curved door

62



ECLISSE
UNILATERAL

Two independent sliding doors into the same pocket

64



ECLISSE
NOVANTA

Sliding pocket door system for sectional door: half pocket, half hinged

66

ECLISSE SINGLE

SOLID WALL



STANDARD	WALL THICKNESS 90 mm	
	PRE-ASSEMBLED - IP= 54 mm	
PASSAGE SIZE LxH mm	CODE	PRICE
600x2000	ECIC060SA	€ 314,00
600x2100	ECIC060SB	€ 314,00
650x2000	ECIC065SA	€ 314,00
650x2100	ECIC065SB	€ 314,00
700x2000	ECIC070SA	€ 314,00
700x2100	ECIC070SB	€ 314,00
750x2000	ECIC075SA	€ 332,00
750x2100	ECIC075SB	€ 332,00
800x2000	ECIC080SA	€ 332,00
800x2100	ECIC080SB	€ 332,00
850x2000	ECIC085SA	€ 351,00
850x2100	ECIC085SB	€ 351,00
900x2000	ECIC090SA	€ 351,00
900x2100	ECIC090SB	€ 351,00
950x2000	ECIC095SA	€ 368,00
950x2100	ECIC095SB	€ 368,00
1000x2000	ECIC100SA	€ 368,00
1000x2100	ECIC100SB	€ 368,00

TECHNICAL

- ▶ IMPORTANT: when using a pocket door with internal dims of 54 mm max door thickness 40 mm (including eventual glazing beads)
- ▶ Production with customized dimensions (for prices see superior size)

LOGISTICS

- ▶ Supplied in 1 box
- ▶ Production time: 15 working days

ECLISSE SINGLE

SOLID WALL

NON STANDARD	WALL THICKNESS 90 mm	
	PRE-ASSEMBLED - IP= 54 mm	
PASSAGE SIZE LxH mm	CODE	PRICE
600x500÷1999	EFMC/60	€ 396,00
600x2200÷2400	EFMC/60	€ 479,00
600x2500÷2600	EFMC/60	€ 487,00
700x500÷1999	EFMC/70	€ 396,00
700x2200÷2400	EFMC/70	€ 479,00
700x2500÷2600	EFMC/70	€ 487,00
800x500÷1999	EFMC/80	€ 429,00
800x2200÷2400	EFMC/80	€ 528,00
800x2500÷2600	EFMC/80	€ 535,00
900x500÷1999	EFMC/90	€ 430,00
900x2200÷2400	EFMC/90	€ 528,00
900x2500÷2600	EFMC/90	€ 535,00
1000x500÷1999	EFMC/100	€ 492,00
1000x2200÷2400	EFMC/100	€ 616,00
1000x2500÷2600	EFMC/100	€ 625,00

TECHNICAL

- ▶ IMPORTANT: when using a pocket door with internal dims of 54 mm max door thickness 40 mm (including eventual glazing beads)
- ▶ Production with customized dimensions (for prices see superior size)

LOGISTICS

- ▶ Supplied in one box
- ▶ Production time: 15 working days

ECLISSE SINGLE

SOLID WALL



STANDARD	WALL THICKNESS 108 mm	
	PRE-ASSEMBLED - IP= 72 mm	
PASSAGE SIZE LxH mm	CODE	PRICE
600x2000	ECI060SA	€ 314,00
600x2100	ECI060SB	€ 314,00
650x2000	ECI065SA	€ 314,00
650x2100	ECI065SB	€ 314,00
700x2000	ECI070SA	€ 314,00
700x2100	ECI070SB	€ 314,00
750x2000	ECI075SA	€ 332,00
750x2100	ECI075SB	€ 332,00
800x2000	ECI080SA	€ 332,00
800x2100	ECI080SB	€ 332,00
850x2000	ECI085SA	€ 351,00
850x2100	ECI085SB	€ 351,00
900x2000	ECI090SA	€ 351,00
900x2100	ECI090SB	€ 351,00
950x2000	ECI095SA	€ 368,00
950x2100	ECI095SB	€ 368,00
1000x2000	ECI100SA	€ 368,00
1000x2100	ECI100SB	€ 368,00
1100x2000	ECI110SA	€ 561,00
1100x2100	ECI110SB	€ 561,00
1200x2000	ECI120SA	€ 588,00
1200x2100	ECI120SB	€ 588,00

TECHNICAL

- ▶ Production with customized dimensions (for prices see superior size)

LOGISTICS

- ▶ Standard frames with passage width up to 1100 mm are supplied in 1 box; over 1100 mm: 2 boxes
- ▶ Production time: 15 working days

ECLISSE SINGLE

SOLID WALL

NON STANDARD	WALL THICKNESS 108 mm	
	PRE-ASSEMBLED - IP= 72 mm	
PASSAGE SIZE LxH mm	CODE	PRICE
600x500÷1999	EFM/60	€ 396,00
600x2200÷2400	EFM/60	€ 479,00
600x2500÷2600	EFM/60	€ 487,00
700x500÷1999	EFM/70	€ 396,00
700x2200÷2400	EFM/70	€ 479,00
700x2500÷2600	EFM/70	€ 487,00
800x500÷1999	EFM/80	€ 429,00
800x2200÷2400	EFM/80	€ 528,00
800x2500÷2600	EFM/80	€ 535,00
900x500÷1999	EFM/90	€ 430,00
900x2200÷2400	EFM/90	€ 528,00
900x2500÷2600	EFM/90	€ 535,00
1000x500÷1999	EFM/100	€ 492,00
1000x2200÷2400	EFM/100	€ 616,00
1000x2500÷2600	EFM/100	€ 625,00
1100x500÷1999	EFM/110	€ 601,00
1100x2200÷2400	EFM/110	€ 641,00
1100x2500÷2600	EFM/110	€ 651,00
1200x500÷1999	EFM/120	€ 641,00
1200x2200÷2400	EFM/120	€ 693,00
1200x2500÷2600	EFM/120	€ 704,00

TECHNICAL

- Production with customized dimensions (for prices see superior size)

LOGISTICS

- Frames with passage width up to 1100 mm are supplied in 1 box; over 1100 mm: 2 boxes
- Production time: 15 working days

ECLISSE SINGLE

SOLID WALL



STANDARD	WALL THICKNESS 125 mm	
	PRE-ASSEMBLED - IP= 89 mm	
PASSAGE SIZE LxH mm	CODE	PRICE
600x2000	EIX060SA	€ 420,00
600x2100	EIX060SB	€ 420,00
650x2000	EIX065SA	€ 420,00
650x2100	EIX065SB	€ 420,00
700x2000	EIX070SA	€ 420,00
700x2100	EIX070SB	€ 420,00
750x2000	EIX075SA	€ 442,00
750x2100	EIX075SB	€ 442,00
800x2000	EIX080SA	€ 442,00
800x2100	EIX080SB	€ 442,00
850x2000	EIX085SA	€ 468,00
850x2100	EIX085SB	€ 468,00
900x2000	EIX090SA	€ 468,00
900x2100	EIX090SB	€ 468,00
950x2000	EIX095SA	€ 484,00
950x2100	EIX095SB	€ 484,00
1000x2000	EIX100SA	€ 484,00
1000x2100	EIX100SB	€ 484,00
1100x2000	EIX110SA	€ 679,00
1100x2100	EIX110SB	€ 679,00
1200x2000**	EIX120SA	€ 715,00
1200x2100**	EIX120SB	€ 715,00

TECHNICAL

- ** Internal Passage 79 mm
- Production with customized dimensions (for prices see superior size)

LOGISTICS

- Standard frames with passage width up to 1100 mm are supplied in 1 box; over 1100 mm: 2 boxes
- Production time: 15 working days

ECLISSE SINGLE

SOLID WALL

NON STANDARD	WALL THICKNESS 125 mm	
	PRE-ASSEMBLED - IP= 79 mm	
PASSAGE SIZE LxH mm	CODE	PRICE
600x500÷1999	EFMX/60	€ 504,00
600x2200÷2400	EFMX/60	€ 587,00
600x2500÷2600	EFMX/60	€ 596,00
700x500÷1999	EFMX/70	€ 504,00
700x2200÷2400	EFMX/70	€ 587,00
700x2500÷2600	EFMX/70	€ 596,00
800x500÷1999	EFMX/80	€ 538,00
800x2200÷2400	EFMX/80	€ 632,00
800x2500÷2600	EFMX/80	€ 642,00
900x500÷1999	EFMX/90	€ 564,00
900x2200÷2400	EFMX/90	€ 660,00
900x2500÷2600	EFMX/90	€ 670,00
1000x500÷1999	EFMX/100	€ 620,00
1000x2200÷2400	EFMX/100	€ 746,00
1000x2500÷2600	EFMX/100	€ 757,00
1100x500÷1999	EFMX/110	€ 731,00
1100x2200÷2400	EFMX/110	€ 781,00
1100x2500÷2600	EFMX/110	€ 792,00
1200x500÷1999	EFMX/120	€ 781,00
1200x2200÷2400	EFMX/120	€ 847,00
1200x2500÷2600	EFMX/120	€ 859,00
Over H. 2600 mm - SIDERAL VERSION (Max capacity 150 kg)		
600x2700	ECSX/60	€ 729,00
600x2800÷2900	ECSX/60	€ 740,00
700x2700	ECSX/70	€ 729,00
700x2800÷2900	ECSX/70	€ 740,00
800x2700	ECSX/80	€ 788,00
800x2800÷2900	ECSX/80	€ 800,00
900x2700	ECSX/90	€ 825,00
900x2800÷2900	ECSX/90	€ 839,00
1000x2700	ECSX/100	€ 936,00
1000x2800÷2900	ECSX/100	€ 951,00
1100x2700	ECSX/110	€ 982,00
1100x2800÷2900	ECSX/110	€ 997,00
1200x2700	ECSX/120	€ 1.068,00
1200x2800÷2900	ECSX/120	€ 1.084,00
REINFORCED FRAMES		
1300x500÷1999	ECSX/130	€ 1.212,00
1300x2000÷2100	ECSX/130	€ 1.231,00
1300x2200÷2400	ECSX/130	€ 1.250,00
1300x2500÷2700	ECSX/130	€ 1.268,00
1300x2800÷2900	ECSX/130	€ 1.288,00
1400x500÷1999	ECSX/140	€ 1.212,00
1400x2000÷2100	ECSX/140	€ 1.231,00
1400x2200÷2400	ECSX/140	€ 1.250,00
1400x2500÷2700	ECSX/140	€ 1.268,00
1400x2800÷2900	ECSX/140	€ 1.288,00
1500x500÷1999	ECSX/150	€ 1.212,00
1500x2000÷2100	ECSX/150	€ 1.231,00
1500x2200÷2400	ECSX/150	€ 1.250,00
1500x2500÷2700	ECSX/150	€ 1.268,00
1500x2800÷2900	ECSX/150	€ 1.288,00

TECHNICAL

- ▶ Production with customized dimensions (for prices see superior size)

LOGISTICS

- ▶ Frames with passage width up to 1100 mm are supplied in 1 box; over 1100 mm: 2 boxes
- ▶ Production time: 15 working days

ECLISSE SINGLE

SOLID WALL



STANDARD	WALL THICKNESS 150 mm	
	PRE-ASSEMBLED - IP= 114 mm	
PASSAGE SIZE LxH mm	CODE	PRICE
600x2000	EIY060SA	€ 420,00
600x2100	EIY060SB	€ 420,00
650x2000	EIY065SA	€ 420,00
650x2100	EIY065SB	€ 420,00
700x2000	EIY070SA	€ 420,00
700x2100	EIY070SB	€ 420,00
750x2000	EIY075SA	€ 442,00
750x2100	EIY075SB	€ 442,00
800x2000	EIY080SA	€ 442,00
800x2100	EIY080SB	€ 442,00
850x2000	EIY085SA	€ 468,00
850x2100	EIY085SB	€ 468,00
900x2000	EIY090SA	€ 468,00
900x2100	EIY090SB	€ 468,00
950x2000	EIY095SA	€ 484,00
950x2100	EIY095SB	€ 484,00
1000x2000	EIY100SA	€ 484,00
1000x2100	EIY100SB	€ 484,00
1100x2000	EIY110SA	€ 679,00
1100x2100	EIY110SB	€ 679,00
1200x2000	EIY120SA	€ 715,00
1200x2100	EIY120SB	€ 715,00

TECHNICAL

- ▶ Production with customized dimensions (for prices see superior size)

LOGISTICS

- ▶ Standard frames with passage width up to 1100 mm are supplied in 1 box; over 1100 mm: 2 boxes
- ▶ Production time: 15 working days

ECLISSE SINGLE

SOLID WALL

NON STANDARD	WALL THICKNESS 150 mm	
	PRE-ASSEMBLED - IP= 114 mm	
PASSAGE SIZE LxH mm	CODE	PRICE
600x500÷1999	EFMY/60	€ 504,00
600x2200÷2400	EFMY/60	€ 587,00
600x2500÷2600	EFMY/60	€ 596,00
700x500÷1999	EFMY/70	€ 504,00
700x2200÷2400	EFMY/70	€ 587,00
700x2500÷2600	EFMY/70	€ 596,00
800x500÷1999	EFMY/80	€ 538,00
800x2200÷2400	EFMY/80	€ 632,00
800x2500÷2600	EFMY/80	€ 642,00
900x500÷1999	EFMY/90	€ 564,00
900x2200÷2400	EFMY/90	€ 660,00
900x2500÷2600	EFMY/90	€ 670,00
1000x500÷1999	EFMY/100	€ 620,00
1000x2200÷2400	EFMY/100	€ 746,00
1000x2500÷2600	EFMY/100	€ 757,00
1100x500÷1999	EFMY/110	€ 731,00
1100x2200÷2400	EFMY/110	€ 781,00
1100x2500÷2600	EFMY/110	€ 792,00
1200x500÷1999	EFMY/120	€ 781,00
1200x2200÷2400	EFMY/120	€ 847,00
1200x2500÷2600	EFMY/120	€ 859,00
Over H. 2600 mm - SIDERAL VERSION (Max capacity 150 kg)*		
600x2700	ECSY/60	€ 729,00
600x2800÷2900	ECSY/60	€ 740,00
700x2700	ECSY/70	€ 729,00
700x2800÷2900	ECSY/70	€ 740,00
800x2700	ECSY/80	€ 788,00
800x2800÷2900	ECSY/80	€ 800,00
900x2700	ECSY/90	€ 825,00
900x2800÷2900	ECSY/90	€ 839,00
1000x2700	ECSY/100	€ 936,00
1000x2800÷2900	ECSY/100	€ 951,00
1100x2700	ECSY/110	€ 982,00
1100x2800÷2900	ECSY/110	€ 997,00
1200x2700	ECSY/120	€ 1.068,00
1200x2800÷2900	ECSY/120	€ 1.084,00
REINFORCED FRAMES*		
1300x500÷1999	ECSY/130	€ 1.212,00
1300x2000÷2100	ECSY/130	€ 1.231,00
1300x2200÷2400	ECSY/130	€ 1.250,00
1300x2500÷2700	ECSY/130	€ 1.268,00
1300x2800÷2900	ECSY/130	€ 1.288,00
1400x500÷1999	ECSY/140	€ 1.212,00
1400x2000÷2100	ECSY/140	€ 1.231,00
1400x2200÷2400	ECSY/140	€ 1.250,00
1400x2500÷2700	ECSY/140	€ 1.268,00
1400x2800÷2900	ECSY/140	€ 1.288,00
1500x500÷1999	ECSY/150	€ 1.212,00
1500x2000÷2100	ECSY/150	€ 1.231,00
1500x2200÷2400	ECSY/150	€ 1.250,00
1500x2500÷2700	ECSY/150	€ 1.268,00
1500x2800÷2900	ECSY/150	€ 1.288,00

TECHNICAL

- * Internal Passage: 103 mm
- Production with customized dimensions (for prices see superior size)

LOGISTICS

- Frames with passage width up to 1100 mm are supplied in 1 box; over 1100 mm: 2 boxes
- Production time: 15 working days

ECLISSE SINGLE

STUD WALL



STANDARD	WALL THICKNESS 100/125 mm	
	KIT - IP= 54/79 mm	
PASSAGE SIZE LxH mm	CODE	PRICE
600x2000	EKCI060SA	€ 250,00
600x2100	EKCI060SB	€ 250,00
650x2000	EKCI065SA	€ 250,00
650x2100	EKCI065SB	€ 250,00
700x2000	EKCI070SA	€ 250,00
700x2100	EKCI070SB	€ 250,00
750x2000	EKCI075SA	€ 258,00
750x2100	EKCI075SB	€ 258,00
800x2000	EKCI080SA	€ 258,00
800x2100	EKCI080SB	€ 258,00
850x2000	EKCI085SA	€ 268,00
850x2100	EKCI085SB	€ 268,00
900x2000	EKCI090SA	€ 268,00
900x2100	EKCI090SB	€ 268,00
950x2000	EKCI095SA	€ 276,00
950x2100	EKCI095SB	€ 276,00
1000x2000	EKCI100SA	€ 276,00
1000x2100	EKCI100SB	€ 276,00
1100x2000	EKC110SA	€ 337,00
1100x2100	EKC110SB	€ 337,00
1200x2000	EKC120SA	€ 353,00
1200x2100	EKC120SB	€ 353,00

TECHNICAL

- ▶ **Other studwork dimensions available (see catalogue or contact us)**
- ▶ **IMPORTANT:** when using a pocket door with internal dims of 54 mm max door thickness 40 mm (including eventual glazing beads)
- ▶ Production with customized dimensions (for prices see superior size)

LOGISTICS

- ▶ Supplied in 1 box
- ▶ Production time: 15 working days

ECLISSE SINGLE

STUD WALL

NON STANDARD	WALL THICKNESS 100/125 mm	
	KIT - IP= 54/79 mm	
PASSAGE SIZE LxH mm	CODE	PRICE
600x500÷1999	EKFM/60	€ 287,00
600x2200÷2400	EKFM/60	€ 335,00
600x2500÷2600	EKFM/60	€ 341,00
700x500÷1999	EKFM/70	€ 287,00
700x2200÷2400	EKFM/70	€ 335,00
700x2500÷2600	EKFM/70	€ 341,00
800x500÷1999	EKFM/80	€ 302,00
800x2200÷2400	EKFM/80	€ 358,00
800x2500÷2600	EKFM/80	€ 364,00
900x500÷1999	EKFM/90	€ 313,00
900x2200÷2400	EKFM/90	€ 371,00
900x2500÷2600	EKFM/90	€ 377,00
1000x500÷1999	EKFM/100	€ 355,00
1000x2200÷2400	EKFM/100	€ 447,00
1000x2500÷2600	EKFM/100	€ 453,00
1100x500÷1999	EKFM/110	€ 394,00
1100x2200÷2400	EKFM/110	€ 466,00
1100x2500÷2600	EKFM/110	€ 473,00
1200x500÷1999	EKFM/120	€ 427,00
1200x2200÷2400	EKFM/120	€ 518,00
1200x2500÷2600	EKFM/120	€ 525,00
1300x500÷1999	EKFM/130	€ 461,00
1300x2000÷2100	EKFM/130	€ 617,00
1300x2200÷2400	EKFM/130	€ 626,00
1300x2500÷2600	EKFM/130	€ 636,00

TECHNICAL

- ▶ **Other studwork dimensions available (see catalogue or contact us)**
- ▶ **IMPORTANT:** when using a pocket door with internal dims of 54 mm max door thickness 40 mm (including eventual glazing beads)
- ▶ Production with customized dimensions (for prices see superior size)

LOGISTICS

- ▶ Supplied in 1 box
- ▶ Production time: 15 working days

ECLISSE SINGLE

STUD WALL



STANDARD	WALL THICKNESS 100 mm		WALL THICKNESS 125 mm	
	PRE-ASSEMBLED - IP= 54 mm		PRE-ASSEMBLED - IP= 79 mm	
PASSAGE SIZE LxH mm	CODE	PRICE	CODE	PRICE
600x2000	EKCIA060SA	€ 296,00	EKCIB060SA	€ 296,00
600x2100	EKCIA060SB	€ 296,00	EKCIB060SB	€ 296,00
650x2000	EKCIA065SA	€ 296,00	EKCIB065SA	€ 296,00
650x2100	EKCIA065SB	€ 296,00	EKCIB065SB	€ 296,00
700x2000	EKCIA070SA	€ 296,00	EKCIB070SA	€ 296,00
700x2100	EKCIA070SB	€ 296,00	EKCIB070SB	€ 296,00
750x2000	EKCIA075SA	€ 306,00	EKCIB075SA	€ 306,00
750x2100	EKCIA075SB	€ 306,00	EKCIB075SB	€ 306,00
800x2000	EKCIA080SA	€ 306,00	EKCIB080SA	€ 306,00
800x2100	EKCIA080SB	€ 306,00	EKCIB080SB	€ 306,00
850x2000	EKCIA085SA	€ 314,00	EKCIB085SA	€ 314,00
850x2100	EKCIA085SB	€ 314,00	EKCIB085SB	€ 314,00
900x2000	EKCIA090SA	€ 314,00	EKCIB090SA	€ 314,00
900x2100	EKCIA090SB	€ 314,00	EKCIB090SB	€ 314,00
950x2000	EKCIA095SA	€ 322,00	EKCIB095SA	€ 322,00
950x2100	EKCIA095SB	€ 322,00	EKCIB095SB	€ 322,00
1000x2000	EKCIA100SA	€ 322,00	EKCIB100SA	€ 322,00
1000x2100	EKCIA100SB	€ 322,00	EKCIB100SB	€ 322,00
1100x2000	EKCA110SA	€ 410,00	EKCB110SA	€ 410,00
1100x2100	EKCA110SB	€ 410,00	EKCB110SB	€ 410,00
1200x2000	EKCA120SA	€ 424,00	EKCB120SA	€ 424,00
1200x2100	EKCA120SB	€ 424,00	EKCB120SB	€ 424,00

TECHNICAL

- ▶ Other studwork dimensions available (see catalogue or contact us)
- ▶ IMPORTANT: when using a pocket door with internal dims of 54 mm max door thickness 40 mm (including eventual glazing beads)
- ▶ Production with customized dimensions (for prices see superior size)

LOGISTICS

- ▶ Supplied in 1 box
- ▶ Production time: 15 working days

ECLISSE SINGLE

STUD WALL

NON STANDARD	WALL THICKNESS 100 mm		WALL THICKNESS 125 mm	
	PRE-ASSEMBLED - IP= 54 mm		PRE-ASSEMBLED - IP= 79 mm	
	PASSAGE SIZE LxH mm	CODE	PRICE	CODE
600x500÷1999	EKFM1/60	€ 352,00	EKFMX2/60	€ 352,00
600x2200	EKFM1/60	€ 422,00	--	--
600x2200÷2400	--	--	EKFMX2/60	€ 422,00
600x2500÷2600	--	--	EKFMX2/60	€ 428,00
700x500÷1999	EKFM1/70	€ 352,00	EKFMX2/70	€ 352,00
700x2200	EKFM1/70	€ 422,00	--	--
700x2200÷2400	--	--	EKFMX2/70	€ 422,00
700x2500÷2600	--	--	EKFMX2/70	€ 428,00
800x500÷1999	EKFM1/80	€ 368,00	EKFMX2/80	€ 368,00
800x2200	EKFM1/80	€ 445,00	--	--
800x2200÷2400	--	--	EKFMX2/80	€ 445,00
800x2500÷2600	--	--	EKFMX2/80	€ 452,00
900x500÷1999	EKFM1/90	€ 378,00	EKFMX2/90	€ 378,00
900x2200	EKFM1/90	€ 458,00	--	--
900x2200÷2400	--	--	EKFMX2/90	€ 458,00
900x2500÷2600	--	--	EKFMX2/90	€ 465,00
1000x500÷1999	EKFM1/100	€ 420,00	EKFMX2/100	€ 420,00
1000x2200	EKFM1/100	€ 533,00	--	--
1000x2200÷2400	--	--	EKFMX2/100	€ 533,00
1000x2500÷2600	--	--	EKFMX2/100	€ 541,00
1100x500÷1999	--	--	EKFMX2/110	€ 471,00
1100x2200÷2400	--	--	EKFMX2/110	€ 553,00
1100x2500÷2600	--	--	EKFMX2/110	€ 561,00
1200x500÷1999	--	--	EKFMX2/120	€ 504,00
1200x2200÷2400	--	--	EKFMX2/120	€ 604,00
1200x2500÷2600	--	--	EKFMX2/120	€ 613,00
1300x500÷1999	--	--	EKFMX2/130	€ 538,00
1300x2000÷2100	--	--	EKFMX2/130	€ 702,00
1300x2200÷2400	--	--	EKFMX2/130	€ 713,00
1300x2500÷2600	--	--	EKFMX2/130	€ 724,00

TECHNICAL

- ▶ Other studwork dimensions available (see catalogue or contact us)
- ▶ IMPORTANT: when using a pocket door with internal dims of 54 mm max door thickness 40 mm (including eventual glazing beads)
- ▶ Production with customized dimensions (for prices see superior size)

LOGISTICS

- ▶ Supplied in 1 box
- ▶ Production time: 15 working days

ECLISSE SINGLE

STUD WALL

NON STANDARD	WALL THICKNESS			
	150 mm			
	KIT - IP= 103 mm		KIT - IP= 66 mm	
PASSAGE SIZE LxH mm	CODE	PRICE	CODE	PRICE
600x500÷1999	EKFMY5/60	€ 440,00	--	--
600x2000÷2100	EKFMY5/60	€ 447,00	--	--
600x2200÷2400	EKFMY5/60	€ 454,00	--	--
600x2500÷2600	EKFMY5/60	€ 461,00	--	--
600x2700÷2900	--	--	EKFMY6/60 *	€ 514,00
600x3000	--	--	EKFMY6/60 *	€ 836,00
700x500÷1999	EKFMY5/70	€ 513,00	--	--
700x2000÷2100	EKFMY5/70	€ 521,00	--	--
700x2200÷2400	EKFMY5/70	€ 529,00	--	--
700x2500÷2600	EKFMY5/70	€ 537,00	--	--
700x2700÷2900	--	--	EKFMY6/70 *	€ 599,00
700x3000	--	--	EKFMY6/70 *	€ 904,00
800x500÷1999	EKFMY5/80	€ 587,00	--	--
800x2000÷2100	EKFMY5/80	€ 596,00	--	--
800x2200÷2400	EKFMY5/80	€ 605,00	--	--
800x2500÷2600	EKFMY5/80	€ 614,00	--	--
800x2700÷2900	--	--	EKFMY6/80 *	€ 685,00
800x3000	--	--	EKFMY6/80 *	€ 977,00
900x500÷1999	EKFMY5/90	€ 660,00	--	--
900x2000÷2100	EKFMY5/90	€ 671,00	--	--
900x2200÷2400	EKFMY5/90	€ 680,00	--	--
900x2500÷2600	EKFMY5/90	€ 691,00	--	--
900x2700÷2900	--	--	EKFMY6/90 *	€ 770,00
900x3000	--	--	EKFMY6/90 *	€ 1.056,00
1000x500÷1999	EKFMY5/100	€ 733,00	--	--
1000x2000÷2100	EKFMY5/100	€ 745,00	--	--
1000x2200÷2400	EKFMY5/100	€ 756,00	--	--
1000x2500÷2600	EKFMY5/100	€ 767,00	--	--
1000x2700÷2900	--	--	EKFMY6/100 *	€ 856,00
1000x3000	--	--	EKFMY6/100 *	€ 1.142,00
1100x500÷1999	EKFMY5/110	€ 807,00	--	--
1100x2000÷2100	EKFMY5/110	€ 819,00	--	--
1100x2200÷2400	EKFMY5/110	€ 831,00	--	--
1100x2500÷2600	EKFMY5/110	€ 844,00	--	--
1100x2700÷2900	--	--	EKFMY6/110 *	€ 942,00
1100x3000	--	--	EKFMY6/110 *	€ 1.235,00
1200x500÷1999	EKFMY5/120	€ 880,00	--	--
1200x2000÷2100	EKFMY5/120	€ 893,00	--	--
1200x2200÷2400	EKFMY5/120	€ 907,00	--	--
1200x2500÷2600	EKFMY5/120	€ 921,00	--	--
1200x2700÷2900	--	--	EKFMY6/120 *	€ 1.027,00
1200x3000	--	--	EKFMY6/120 *	€ 1.336,00
1300x500÷1999	EKFMY5/130	€ 954,00	--	--
1300x2000÷2100	EKFMY5/130	€ 968,00	--	--
1300x2200÷2400	EKFMY5/130	€ 983,00	--	--
1300x2500÷2600	EKFMY5/130	€ 998,00	--	--
1300x2700÷2900	--	--	EKFMY6/130 *	€ 1.113,00
1300x3000	--	--	EKFMY6/130 *	€ 1.444,00

TECHNICAL

- * IMPORTANT: reinforced structure with 150 kg rated rail and runners will be used
- Production with customized dimensions (for prices see superior size)

LOGISTICS

- Standard frames with passage width up to 1100 mm are supplied in 2 boxes; over 1100 mm: 3 boxes
- Production time: 15 working days

ECLISSE SINGLE

STUD WALL

NON STANDARD	WALL THICKNESS 150 mm	
	KIT - IP= 66 mm	
PASSAGE SIZE LxH mm	CODE	PRICE
1400x500÷1999	EKFMY6/140	€ 1.128,00
1400x2000÷2100	EKFMY6/140	€ 1.145,00
1400x2200÷2400	EKFMY6/140	€ 1.163,00
1400x2500÷2700	EKFMY6/140	€ 1.180,00
1400x2800÷2900	EKFMY6/140	€ 1.198,00
1400x3000	EKFMY6/140	€ 1.592,00
1500x500÷1999	EKFMY6/150	€ 1.209,00
1500x2000÷2100	EKFMY6/150	€ 1.227,00
1500x2200÷2400	EKFMY6/150	€ 1.246,00
1500x2500÷2700	EKFMY6/150	€ 1.265,00
1500x2800÷2900	EKFMY6/150	€ 1.284,00
1500x3000	EKFMY6/150	€ 1.662,00
1600x500÷1999	EKFMY6/160	€ 1.222,00
1600x2000÷2100	EKFMY6/160	€ 1.241,00
1600x2200÷2400	EKFMY6/160	€ 1.418,00
1600x2500÷2700	EKFMY6/160	€ 1.595,00
1600x2800÷2900	EKFMY6/160	€ 1.713,00
1600x3000	EKFMY6/160	€ 1.772,00
1700x500÷1999	EKFMY6/170	€ 1.298,00
1700x2000÷2100	EKFMY6/170	€ 1.318,00
1700x2200÷2400	EKFMY6/170	€ 1.506,00
1700x2500÷2700	EKFMY6/170	€ 1.695,00
1700x2800÷2900	EKFMY6/170	€ 1.820,00
1700x3000	EKFMY6/170	€ 1.883,00
1800x500÷1999	EKFMY6/180	€ 1.375,00
1800x2000÷2100	EKFMY6/180	€ 1.396,00
1800x2200÷2400	EKFMY6/180	€ 1.595,00
1800x2500÷2700	EKFMY6/180	€ 1.794,00
1800x2800÷2900	EKFMY6/180	€ 1.927,00
1800x3000	EKFMY6/180	€ 1.994,00
1900x500÷1999	EKFMY6/190	€ 1.454,00
1900x2000÷2100	EKFMY6/190	€ 1.476,00
1900x2200÷2400	EKFMY6/190	€ 1.684,00
1900x2500÷2700	EKFMY6/190	€ 1.894,00
1900x2800÷2900	EKFMY6/190	€ 2.034,00
1900x3000	EKFMY6/190	€ 2.105,00
2000x500÷1999	EKFMY6/200	€ 1.533,00
2000x2000÷2100	EKFMY6/200	€ 1.557,00
2000x2200÷2400	EKFMY6/200	€ 1.772,00
2000x2500÷2700	EKFMY6/200	€ 1.994,00
2000x2800÷2900	EKFMY6/200	€ 2.142,00
2000x3000	EKFMY6/200	€ 2.215,00

TECHNICAL

- ▶ IMPORTANT: reinforced structure with 150 kg rated rail and runners will be used
- ▶ Production with customized dimensions (for prices see superior size)

LOGISTICS

- ▶ Standard frames with passage width up to 1100 mm are supplied in 2 boxes; over 1100 mm: 3 boxes
- ▶ Production time: 15 working days

ECLISSE SINGLE

STUD WALL

NON STANDARD	WALL THICKNESS			
	150 mm			
	PRE-ASSEMBLED - IP= 103 mm		PRE-ASSEMBLED - IP= 66 mm	
PASSAGE SIZE LxH mm	CODE	PRICE	CODE	PRICE
600x500÷1999	EKFMY3/60	€ 440,00	--	--
600x2000÷2100	EKFMY3/60	€ 447,00	--	--
600x2200÷2400	EKFMY3/60	€ 454,00	--	--
600x2500÷2600	EKFMY3/60	€ 461,00	--	--
600x2700÷2900	--	--	EKFMY4/60 *	€ 514,00
600x3000	--	--	EKFMY4/60 *	€ 836,00
700x500÷1999	EKFMY3/70	€ 513,00	--	--
700x2000÷2100	EKFMY3/70	€ 521,00	--	--
700x2200÷2400	EKFMY3/70	€ 529,00	--	--
700x2500÷2600	EKFMY3/70	€ 537,00	--	--
700x2700÷2900	--	--	EKFMY4/70 *	€ 599,00
700x3000	--	--	EKFMY4/70 *	€ 904,00
800x500÷1999	EKFMY3/80	€ 587,00	--	--
800x2000÷2100	EKFMY3/80	€ 596,00	--	--
800x2200÷2400	EKFMY3/80	€ 605,00	--	--
800x2500÷2600	EKFMY3/80	€ 614,00	--	--
800x2700÷2900	--	--	EKFMY4/80 *	€ 685,00
800x3000	--	--	EKFMY4/80 *	€ 977,00
900x500÷1999	EKFMY3/90	€ 660,00	--	--
900x2000÷2100	EKFMY3/90	€ 671,00	--	--
900x2200÷2400	EKFMY3/90	€ 680,00	--	--
900x2500÷2600	EKFMY3/90	€ 691,00	--	--
900x2700÷2900	--	--	EKFMY4/90 *	€ 770,00
900x3000	--	--	EKFMY4/90 *	€ 1.056,00
1000x500÷1999	EKFMY3/100	€ 733,00	--	--
1000x2000÷2100	EKFMY3/100	€ 745,00	--	--
1000x2200÷2400	EKFMY3/100	€ 756,00	--	--
1000x2500÷2600	EKFMY3/100	€ 767,00	--	--
1000x2700÷2900	--	--	EKFMY4/100 *	€ 856,00
1000x3000	--	--	EKFMY4/100 *	€ 1.142,00
1100x500÷1999	EKFMY3/110	€ 807,00	--	--
1100x2000÷2100	EKFMY3/110	€ 819,00	--	--
1100x2200÷2400	EKFMY3/110	€ 831,00	--	--
1100x2500÷2600	EKFMY3/110	€ 844,00	--	--
1100x2700÷2900	--	--	EKFMY4/110 *	€ 942,00
1100x3000	--	--	EKFMY4/110 *	€ 1.235,00
1200x500÷1999	EKFMY3/120	€ 880,00	--	--
1200x2000÷2100	EKFMY3/120	€ 893,00	--	--
1200x2200÷2400	EKFMY3/120	€ 907,00	--	--
1200x2500÷2600	EKFMY3/120	€ 921,00	--	--
1200x2700÷2900	--	--	EKFMY4/120 *	€ 1.027,00
1200x3000	--	--	EKFMY4/120 *	€ 1.336,00
1300x500÷1999	EKFMY3/130	€ 954,00	--	--
1300x2000÷2100	EKFMY3/130	€ 968,00	--	--
1300x2200÷2400	EKFMY3/130	€ 983,00	--	--
1300x2500÷2600	EKFMY3/130	€ 998,00	--	--
1300x2700÷2900	--	--	EKFMY4/130 *	€ 1.113,00
1300x3000	--	--	EKFMY4/130 *	€ 1.444,00

TECHNICAL

- * IMPORTANT: reinforced structure with 150 kg rated rail and runners will be used
- ▶ Production with customized dimensions (for prices see superior size)

LOGISTICS

- ▶ Frames with passage width up to 1100 mm are supplied in 2 boxes; over 1100 mm: 3 boxes
- ▶ Production time: 15 working days

ECLISSE SINGLE

STUD WALL

NON STANDARD	WALL THICKNESS 150 mm	
	PRE-ASSEMBLED - IP= 66 mm	
PASSAGE SIZE LxH mm	CODE	PRICE
1400x500÷1999	EKFMY4/140	€ 1.128,00
1400x2000÷2100	EKFMY4/140	€ 1.145,00
1400x2200÷2400	EKFMY4/140	€ 1.163,00
1400x2500÷2700	EKFMY4/140	€ 1.180,00
1400x2800÷2900	EKFMY4/140	€ 1.198,00
1400x3000	EKFMY4/140	€ 1.592,00
1500x500÷1999	EKFMY4/150	€ 1.209,00
1500x2000÷2100	EKFMY4/150	€ 1.227,00
1500x2200÷2400	EKFMY4/150	€ 1.246,00
1500x2500÷2700	EKFMY4/150	€ 1.265,00
1500x2800÷2900	EKFMY4/150	€ 1.284,00
1500x3000	EKFMY4/150	€ 1.662,00
1600x500÷1999	EKFMY4/160	€ 1.222,00
1600x2000÷2100	EKFMY4/160	€ 1.241,00
1600x2200÷2400	EKFMY4/160	€ 1.418,00
1600x2500÷2700	EKFMY4/160	€ 1.595,00
1600x2800÷2900	EKFMY4/160	€ 1.713,00
1600x3000	EKFMY4/160	€ 1.772,00
1700x500÷1999	EKFMY4/170	€ 1.298,00
1700x2000÷2100	EKFMY4/170	€ 1.318,00
1700x2200÷2400	EKFMY4/170	€ 1.506,00
1700x2500÷2700	EKFMY4/170	€ 1.695,00
1700x2800÷2900	EKFMY4/170	€ 1.820,00
1700x3000	EKFMY4/170	€ 1.883,00
1800x500÷1999	EKFMY4/180	€ 1.375,00
1800x2000÷2100	EKFMY4/180	€ 1.396,00
1800x2200÷2400	EKFMY4/180	€ 1.595,00
1800x2500÷2700	EKFMY4/180	€ 1.794,00
1800x2800÷2900	EKFMY4/180	€ 1.927,00
1800x3000	EKFMY4/180	€ 1.994,00
1900x500÷1999	EKFMY4/190	€ 1.454,00
1900x2000÷2100	EKFMY4/190	€ 1.476,00
1900x2200÷2400	EKFMY4/190	€ 1.684,00
1900x2500÷2700	EKFMY4/190	€ 1.894,00
1900x2800÷2900	EKFMY4/190	€ 2.034,00
1900x3000	EKFMY4/190	€ 2.105,00
2000x500÷1999	EKFMY4/200	€ 1.533,00
2000x2000÷2100	EKFMY4/200	€ 1.557,00
2000x2200÷2400	EKFMY4/200	€ 1.772,00
2000x2500÷2700	EKFMY4/200	€ 1.994,00
2000x2800÷2900	EKFMY4/200	€ 2.142,00
2000x3000	EKFMY4/200	€ 2.215,00

TECHNICAL

- ▶ **IMPORTANT:** reinforced structure with 150 kg rated rail and runners will be used
- ▶ Production with customized dimensions (for prices see superior size)

LOGISTICS

- ▶ Frames with passage width up to 1100 mm are supplied in 2 boxes; over 1100 mm: 3 boxes
- ▶ Production time: 15 working days

ECLISSE DOUBLE

SOLID WALL



STANDARD	WALL THICKNESS 90 mm	
	PRE-ASSEMBLED - IP= 54 mm	
PASSAGE SIZE LxH mm	CODE	PRICE
600+600x2000	ECIC060DA	€ 626,00
600+600x2100	ECIC060DB	€ 626,00
650+650x2000	ECIC065DA	€ 626,00
650+650x2100	ECIC065DB	€ 626,00
700+700x2000	ECIC070DA	€ 626,00
700+700x2100	ECIC070DB	€ 626,00
750+750x2000	ECIC075DA	€ 663,00
750+750x2100	ECIC075DB	€ 663,00
800+800x2000	ECIC080DA	€ 663,00
800+800x2100	ECIC080DB	€ 663,00
850+850x2000	ECIC085DA	€ 700,00
850+850x2100	ECIC085DB	€ 700,00
900+900x2000	ECIC090DA	€ 700,00
900+900x2100	ECIC090DB	€ 700,00
950+950x2000	ECIC095DA	€ 737,00
950+950x2100	ECIC095DB	€ 737,00
1000+1000x2000	ECIC100DA	€ 737,00
1000+1000x2100	ECIC100DB	€ 737,00

TECHNICAL

- ▶ IMPORTANT: when using a pocket door with internal dims of 54 mm max door thickness 40 mm (including eventual glazing beads)
- ▶ Production with customized dimensions (for prices see superior size)

LOGISTICS

- ▶ Supplied in 2 boxes
- ▶ Production time: 15 working days

ECLISSE DOUBLE

SOLID WALL



NON STANDARD	WALL THICKNESS 90 mm	
	PRE-ASSEMBLED - IP= 54 mm	
PASSAGE SIZE LxH mm	CODE	PRICE
600+600x500÷1999	EFMDC/60	€ 793,00
600+600x2200÷2400	EFMDC/60	€ 960,00
600+600x2500÷2600	EFMDC/60	€ 974,00
700+700x500÷1999	EFMDC/70	€ 793,00
700+700x2200÷2400	EFMDC/70	€ 960,00
700+700x2500÷2600	EFMDC/70	€ 974,00
800+800x500÷1999	EFMDC/80	€ 848,00
800+800x2200÷2400	EFMDC/80	€ 1.034,00
800+800x2500÷2600	EFMDC/80	€ 1.048,00
900+900x500÷1999	EFMDC/90	€ 878,00
900+900x2200÷2400	EFMDC/90	€ 1.055,00
900+900x2500÷2600	EFMDC/90	€ 1.071,00
1000+1000x500÷1999	EFMDC/100	€ 984,00
1000+1000x2200÷2400	EFMDC/100	€ 1.231,00
1000+1000x2500÷2600	EFMDC/100	€ 1.250,00

TECHNICAL

- ▶ **IMPORTANT:** when using a pocket door with internal dims of 54 mm max door thickness 40 mm (including eventual glazing beads)
- ▶ Production with customized dimensions (for prices see superior size)

LOGISTICS

- ▶ Supplied in 2 boxes
- ▶ Production time: 15 working days

ECLISSE DOUBLE

SOLID WALL



STANDARD	WALL THICKNESS 108 mm	
	PRE-ASSEMBLED - IP= 72 mm	
PASSAGE SIZE LxH mm	CODE	PRICE
600+600x2000	ECI060DA	€ 626,00
600+600x2100	ECI060DB	€ 626,00
650+650x2000	ECI065DA	€ 626,00
650+650x2100	ECI065DB	€ 626,00
700+700x2000	ECI070DA	€ 626,00
700+700x2100	ECI070DB	€ 626,00
750+750x2000	ECI075DA	€ 663,00
750+750x2100	ECI075DB	€ 663,00
800+800x2000	ECI080DA	€ 663,00
800+800x2100	ECI080DB	€ 663,00
850+850x2000	ECI085DA	€ 700,00
850+850x2100	ECI085DB	€ 700,00
900+900x2000	ECI090DA	€ 700,00
900+900x2100	ECI090DB	€ 700,00
950+950x2000	ECI095DA	€ 737,00
950+950x2100	ECI095DB	€ 737,00
1000+1000x2000	ECI100DA	€ 737,00
1000+1000x2100	ECI100DB	€ 737,00
1100+1100x2000	ECI110DA	€ 1.123,00
1100+1100x2100	ECI110DB	€ 1.123,00
1200+1200x2000	ECI120DA	€ 1.175,00
1200+1200x2100	ECI120DB	€ 1.175,00

TECHNICAL

- ▶ Production with customized dimensions (for prices see superior size)

LOGISTICS

- ▶ Standard frames with passage width up to 1000+1000 mm are supplied in 2 boxes; over 1000+1000 mm: 3 boxes
- ▶ Production time: 15 working days

ECLISSE DOUBLE

SOLID WALL



NON STANDARD	WALL THICKNESS 108 mm	
	PRE-ASSEMBLED - IP= 72 mm	
PASSAGE SIZE LxH mm	CODE	PRICE
600+600x500÷1999	EFMD/60	€ 793,00
600+600x2200÷2400	EFMD/60	€ 960,00
600+600x2500÷2600	EFMD/60	€ 974,00
700+700x500÷1999	EFMD/70	€ 793,00
700+700x2200÷2400	EFMD/70	€ 960,00
700+700x2500÷2600	EFMD/70	€ 974,00
800+800x500÷1999	EFMD/80	€ 848,00
800+800x2200÷2400	EFMD/80	€ 1.034,00
800+800x2500÷2600	EFMD/80	€ 1.048,00
900+900x500÷1999	EFMD/90	€ 878,00
900+900x2200÷2400	EFMD/90	€ 1.055,00
900+900x2500÷2600	EFMD/90	€ 1.071,00
1000+1000x500÷1999	EFMD/100	€ 984,00
1000+1000x2200÷2400	EFMD/100	€ 1.231,00
1000+1000x2500÷2600	EFMD/100	€ 1.250,00
1100+1100x500÷1999	EFMD/110	€ 1.203,00
1100+1100x2200÷2400	EFMD/110	€ 1.282,00
1100+1100x2500÷2600	EFMD/110	€ 1.301,00
1200+1200x500÷1999	EFMD/120	€ 1.281,00
1200+1200x2200÷2400	EFMD/120	€ 1.387,00
1200+1200x2500÷2600	EFMD/120	€ 1.408,00

TECHNICAL

- Production with customized dimensions (for prices see superior size)

LOGISTICS

- Frames with passage width up to 1000+1000 mm are supplied in 2 boxes; over 1000+1000 mm: 3 boxes
- Production time: 15 working days

ECLISSE DOUBLE

SOLID WALL



STANDARD	WALL THICKNESS 125 mm	
	PRE-ASSEMBLED - IP= 89 mm	
PASSAGE SIZE LxH mm	CODE	PRICE
600+600x2000	EIX060DA	€ 841,00
600+600x2100	EIX060DB	€ 841,00
650+650x2000	EIX065DA	€ 841,00
650+650x2100	EIX065DB	€ 841,00
700+700x2000	EIX070DA	€ 841,00
700+700x2100	EIX070DB	€ 841,00
750+750x2000	EIX075DA	€ 885,00
750+750x2100	EIX075DB	€ 885,00
800+800x2000	EIX080DA	€ 885,00
800+800x2100	EIX080DB	€ 885,00
850+850x2000	EIX085DA	€ 937,00
850+850x2100	EIX085DB	€ 937,00
900+900x2000	EIX090DA	€ 937,00
900+900x2100	EIX090DB	€ 937,00
950+950x2000	EIX095DA	€ 967,00
950+950x2100	EIX095DB	€ 967,00
1000+1000x2000	EIX100DA	€ 967,00
1000+1000x2100	EIX100DB	€ 967,00
1100+1100x2000	EIX110DA	€ 1.359,00
1100+1100x2100	EIX110DB	€ 1.359,00
1200+1200x2000**	EIX120DA	€ 1.428,00
1200+1200x2100**	EIX120DB	€ 1.428,00

TECHNICAL

- ** Internal Passage 79 mm
- Production with customized dimensions (for prices see superior size)

LOGISTICS

- Standard frames with passage width up to 1000+1000 mm are supplied in 2 boxes; over 1000+1000 mm: 3 boxes
- Production time: 15 working days

ECLISSE DOUBLE

SOLID WALL



NON STANDARD	WALL THICKNESS 125 mm	
	PRE-ASSEMBLED - IP= 79 mm	
PASSAGE SIZE LxH mm	CODE	PRICE
600+600x500÷1999	EFMDX/60	€ 1.007,00
600+600x2200÷2400	EFMDX/60	€ 1.174,00
600+600x2500÷2600	EFMDX/60	€ 1.192,00
700+700x500÷1999	EFMDX/70	€ 1.007,00
700+700x2200÷2400	EFMDX/70	€ 1.174,00
700+700x2500÷2600	EFMDX/70	€ 1.192,00
800+800x500÷1999	EFMDX/80	€ 1.074,00
800+800x2200÷2400	EFMDX/80	€ 1.263,00
800+800x2500÷2600	EFMDX/80	€ 1.282,00
900+900x500÷1999	EFMDX/90	€ 1.128,00
900+900x2200÷2400	EFMDX/90	€ 1.318,00
900+900x2500÷2600	EFMDX/90	€ 1.338,00
1000+1000x500÷1999	EFMDX/100	€ 1.230,00
1000+1000x2200÷2400	EFMDX/100	€ 1.492,00
1000+1000x2500÷2600	EFMDX/100	€ 1.514,00
1100+1100x500÷1999	EFMDX/110	€ 1.459,00
1100+1100x2200÷2400	EFMDX/110	€ 1.561,00
1100+1100x2500÷2600	EFMDX/110	€ 1.585,00
1200+1200x500÷1999	EFMDX/120	€ 1.560,00
1200+1200x2200÷2400	EFMDX/120	€ 1.692,00
1200+1200x2500÷2600	EFMDX/120	€ 1.718,00
Over H. 2600 mm - SIDERAL VERSION (Max capacity 150 kg)		
600+600x2700	ECSDX/60	€ 1.458,00
600+600x2800÷2900	ECSDX/60	€ 1.481,00
700+700x2700	ECSDX/70	€ 1.458,00
700+700x2800÷2900	ECSDX/70	€ 1.481,00
800+800x2700	ECSDX/80	€ 1.576,00
800+800x2800÷2900	ECSDX/80	€ 1.599,00
900+900x2700	ECSDX/90	€ 1.652,00
900+900x2800÷2900	ECSDX/90	€ 1.677,00
1000+1000x2700	ECSDX/100	€ 1.874,00
1000+1000x2800÷2900	ECSDX/100	€ 1.902,00
1100+1100x2700	ECSDX/110	€ 1.963,00
1100+1100x2800÷2900	ECSDX/110	€ 1.994,00
1200+1200x2700	ECSDX/120	€ 2.137,00
1200+1200x2800÷2900	ECSDX/120	€ 2.169,00
REINFORCED FRAMES		
1300+1300x500÷1999	ECSDX/130	€ 2.424,00
1300+1300x2000÷2100	ECSDX/130	€ 2.461,00
1300+1300x2200÷2400	ECSDX/130	€ 2.499,00
1300+1300x2500÷2700	ECSDX/130	€ 2.537,00
1300+1300x2800÷2900	ECSDX/130	€ 2.575,00
1400+1400x500÷1999	ECSDX/140	€ 2.424,00
1400+1400x2000÷2100	ECSDX/140	€ 2.461,00
1400+1400x2200÷2400	ECSDX/140	€ 2.499,00
1400+1400x2500÷2700	ECSDX/140	€ 2.537,00
1400+1400x2800÷2900	ECSDX/140	€ 2.575,00
1500+1500x500÷1999	ECSDX/150	€ 2.424,00
1500+1500x2000÷2100	ECSDX/150	€ 2.461,00
1500+1500x2200÷2400	ECSDX/150	€ 2.499,00
1500+1500x2500÷2700	ECSDX/150	€ 2.537,00
1500+1500x2800÷2900	ECSDX/150	€ 2.575,00

TECHNICAL

- ▶ Production with customized dimensions (for prices see superior size)

LOGISTICS

- ▶ Frames with passage width up to 1000+1000 mm are supplied in 2 boxes; over 1000+1000 mm: 3 boxes
- ▶ Production time: 15 working days

ECLISSE DOUBLE

SOLID WALL



STANDARD	WALL THICKNESS 150 mm	
	PRE-ASSEMBLED - IP= 114 mm	
PASSAGE SIZE LxH mm	CODE	PRICE
600+600x2000	EIY060DA	€ 841,00
600+600x2100	EIY060DB	€ 841,00
650+650x2000	EIY065DA	€ 841,00
650+650x2100	EIY065DB	€ 841,00
700+700x2000	EIY070DA	€ 841,00
700+700x2100	EIY070DB	€ 841,00
750+750x2000	EIY075DA	€ 885,00
750+750x2100	EIY075DB	€ 885,00
800+800x2000	EIY080DA	€ 885,00
800+800x2100	EIY080DB	€ 885,00
850+850x2000	EIY085DA	€ 937,00
850+850x2100	EIY085DB	€ 937,00
900+900x2000	EIY090DA	€ 937,00
900+900x2100	EIY090DB	€ 937,00
950+950x2000	EIY095DA	€ 967,00
950+950x2100	EIY095DB	€ 967,00
1000+1000x2000	EIY100DA	€ 967,00
1000+1000x2100	EIY100DB	€ 967,00
1100+1100x2000	EIY110DA	€ 1.359,00
1100+1100x2100	EIY110DB	€ 1.359,00
1200+1200x2000	EIY120DA	€ 1.428,00
1200+1200x2100	EIY120DB	€ 1.428,00

TECHNICAL

- Production with customized dimensions (for prices see superior size)

LOGISTICS

- Standard frames with passage width up to 1000+1000 mm are supplied in 2 boxes; over 1000+1000 mm: 3 boxes
- Production time: 15 working days

ECLISSE DOUBLE

SOLID WALL



NON STANDARD	WALL THICKNESS 150 mm	
	PRE-ASSEMBLED - IP= 114 mm	
PASSAGE SIZE LxH mm	CODE	PRICE
600+600x500÷1999	EFMDY/60	€ 1.007,00
600+600x2200÷2400	EFMDY/60	€ 1.174,00
600+600x2500÷2600	EFMDY/60	€ 1.192,00
700+700x500÷1999	EFMDY/70	€ 1.007,00
700+700x2200÷2400	EFMDY/70	€ 1.174,00
700+700x2500÷2600	EFMDY/70	€ 1.192,00
800+800x500÷1999	EFMDY/80	€ 1.074,00
800+800x2200÷2400	EFMDY/80	€ 1.263,00
800+800x2500÷2600	EFMDY/80	€ 1.282,00
900+900x500÷1999	EFMDY/90	€ 1.128,00
900+900x2200÷2400	EFMDY/90	€ 1.318,00
900+900x2500÷2600	EFMDY/90	€ 1.338,00
1000+1000x500÷1999	EFMDY/100	€ 1.230,00
1000+1000x2200÷2400	EFMDY/100	€ 1.492,00
1000+1000x2500÷2600	EFMDY/100	€ 1.514,00
1100+1100x500÷1999	EFMDY/110	€ 1.459,00
1100+1100x2200÷2400	EFMDY/110	€ 1.561,00
1100+1100x2500÷2600	EFMDY/110	€ 1.585,00
1200+1200x500÷1999	EFMDY/120	€ 1.560,00
1200+1200x2200÷2400	EFMDY/120	€ 1.692,00
1200+1200x2500÷2600	EFMDY/120	€ 1.718,00
Over H. 2600 mm - SIDERAL VERSION (Max capacity 150 kg)*		
600+600x2700	ECSDY/60	€ 1.458,00
600+600x2800÷2900	ECSDY/60	€ 1.481,00
700+700x2700	ECSDY/70	€ 1.458,00
700+700x2800÷2900	ECSDY/70	€ 1.481,00
800+800x2700	ECSDY/80	€ 1.576,00
800+800x2800÷2900	ECSDY/80	€ 1.599,00
900+900x2700	ECSDY/90	€ 1.652,00
900+900x2800÷2900	ECSDY/90	€ 1.677,00
1000+1000x2700	ECSDY/100	€ 1.874,00
1000+1000x2800÷2900	ECSDY/100	€ 1.902,00
1100+1100x2700	ECSDY/110	€ 1.963,00
1100+1100x2800÷2900	ECSDY/110	€ 1.994,00
1200+1200x2700	ECSDY/120	€ 2.137,00
1200+1200x2800÷2900	ECSDY/120	€ 2.169,00
REINFORCED FRAMES*		
1300+1300x500÷1999	ECSDY/130	€ 2.424,00
1300+1300x2000÷2100	ECSDY/130	€ 2.461,00
1300+1300x2200÷2400	ECSDY/130	€ 2.499,00
1300+1300x2500÷2700	ECSDY/130	€ 2.537,00
1300+1300x2800÷2900	ECSDY/130	€ 2.575,00
1400+1400x500÷1999	ECSDY/140	€ 2.424,00
1400+1400x2000÷2100	ECSDY/140	€ 2.461,00
1400+1400x2200÷2400	ECSDY/140	€ 2.499,00
1400+1400x2500÷2700	ECSDY/140	€ 2.537,00
1400+1400x2800÷2900	ECSDY/140	€ 2.575,00
1500+1500x500÷1999	ECSDY/150	€ 2.424,00
1500+1500x2000÷2100	ECSDY/150	€ 2.461,00
1500+1500x2200÷2400	ECSDY/150	€ 2.499,00
1500+1500x2500÷2700	ECSDY/150	€ 2.537,00
1500+1500x2800÷2900	ECSDY/150	€ 2.575,00

TECHNICAL

- * Internal Passage 103 mm
- Production with customized dimensions (for prices see superior size)

LOGISTICS

- Frames with passage width up to 1000+1000 mm are supplied in 2 boxes; over 1000+1000 mm: 3 boxes
- Production time: 15 working days

ECLISSE DOUBLE

STUD WALL



STANDARD	WALL THICKNESS 100/125 mm	
	KIT - IP= 54/79 mm	
PASSAGE SIZE LxH mm	CODE	PRICE
600+600x2000	EKCI060DA	€ 500,00
600+600x2100	EKCI060DB	€ 500,00
650+650x2000	EKCI065DA	€ 500,00
650+650x2100	EKCI065DB	€ 500,00
700+700x2000	EKCI070DA	€ 500,00
700+700x2100	EKCI070DB	€ 500,00
750+750x2000	EKCI075DA	€ 518,00
750+750x2100	EKCI075DB	€ 518,00
800+800x2000	EKCI080DA	€ 518,00
800+800x2100	EKCI080DB	€ 518,00
850+850x2000	EKCI085DA	€ 534,00
850+850x2100	EKCI085DB	€ 534,00
900+900x2000	EKCI090DA	€ 534,00
900+900x2100	EKCI090DB	€ 534,00
950+950x2000	EKCI095DA	€ 552,00
950+950x2100	EKCI095DB	€ 552,00
1000+1000x2000	EKCI100DA	€ 552,00
1000+1000x2100	EKCI100DB	€ 552,00
1100+1100x2000	EKC110DA	€ 675,00
1100+1100x2100	EKC110DB	€ 675,00
1200+1200x2000	EKC120DA	€ 707,00
1200+1200x2100	EKC120DB	€ 707,00

TECHNICAL

- ▶ **Other studwork dimensions available (see catalogue or contact us)**
- ▶ **IMPORTANT:** when using a pocket door with internal dims of 54 mm max door thickness 40 mm (including eventual glazing beads)
- ▶ Production with customized dimensions (for prices see superior size)

LOGISTICS

- ▶ Supplied in 2 boxes
- ▶ Production time: 15 working days

ECLISSE DOUBLE

STUD WALL



NON STANDARD	WALL THICKNESS 100/125 mm	
	KIT - IP= 54/79 mm	
PASSAGE SIZE LxH mm	CODE	PRICE
600+600x500÷1999	EKFMD/60	€ 573,00
600+600x2200÷2400	EKFMD/60	€ 671,00
600+600x2500÷2600	EKFMD/60	€ 681,00
700+700x500÷1999	EKFMD/70	€ 573,00
700+700x2200÷2400	EKFMD/70	€ 671,00
700+700x2500÷2600	EKFMD/70	€ 681,00
800+800x500÷1999	EKFMD/80	€ 605,00
800+800x2200÷2400	EKFMD/80	€ 717,00
800+800x2500÷2600	EKFMD/80	€ 728,00
900+900x500÷1999	EKFMD/90	€ 626,00
900+900x2200÷2400	EKFMD/90	€ 743,00
900+900x2500÷2600	EKFMD/90	€ 754,00
1000+1000x500÷1999	EKFMD/100	€ 710,00
1000+1000x2200÷2400	EKFMD/100	€ 893,00
1000+1000x2500÷2600	EKFMD/100	€ 907,00
1100+1100x500÷1999	EKFMD/110	€ 788,00
1100+1100x2200÷2400	EKFMD/110	€ 932,00
1100+1100x2500÷2600	EKFMD/110	€ 947,00
1200+1200x500÷1999	EKFMD/120	€ 855,00
1200+1200x2200÷2400	EKFMD/120	€ 1.037,00
1200+1200x2500÷2600	EKFMD/120	€ 1.053,00
1300+1300x500÷1999	EKFMD/130	€ 923,00
1300+1300x2000÷2100	EKFMD/130	€ 1.234,00
1300+1300x2200÷2400	EKFMD/130	€ 1.253,00
1300+1300x2500÷2600	EKFMD/130	€ 1.272,00

TECHNICAL

- ▶ **Other studwork dimensions available (see catalogue or contact us)**
- ▶ **IMPORTANT:** when using a pocket door with internal dims of 54 mm max door thickness 40 mm (including eventual glazing beads)
- ▶ Production with customized dimensions (for prices see superior size)

LOGISTICS

- ▶ Supplied in 2 boxes
- ▶ Production time: 15 working days

ECLISSE DOUBLE

STUD WALL



STANDARD	WALL THICKNESS 100 mm		WALL THICKNESS 125 mm	
	PRE-ASSEMBLED - IP= 54 mm		PRE-ASSEMBLED - IP= 79 mm	
PASSAGE SIZE LxH mm	CODE	PRICE	CODE	PRICE
600+600x2000	EKCIA060DA	€ 593,00	EKCIB060DA	€ 593,00
600+600x2100	EKCIA060DB	€ 593,00	EKCIB060DB	€ 593,00
650+650x2000	EKCIA065DA	€ 593,00	EKCIB065DA	€ 593,00
650+650x2100	EKCIA065DB	€ 593,00	EKCIB065DB	€ 593,00
700+700x2000	EKCIA070DA	€ 593,00	EKCIB070DA	€ 593,00
700+700x2100	EKCIA070DB	€ 593,00	EKCIB070DB	€ 593,00
750+750x2000	EKCIA075DA	€ 610,00	EKCIB075DA	€ 610,00
750+750x2100	EKCIA075DB	€ 610,00	EKCIB075DB	€ 610,00
800+800x2000	EKCIA080DA	€ 610,00	EKCIB080DA	€ 610,00
800+800x2100	EKCIA080DB	€ 610,00	EKCIB080DB	€ 610,00
850+850x2000	EKCIA085DA	€ 628,00	EKCIB085DA	€ 628,00
850+850x2100	EKCIA085DB	€ 628,00	EKCIB085DB	€ 628,00
900+900x2000	EKCIA090DA	€ 628,00	EKCIB090DA	€ 628,00
900+900x2100	EKCIA090DB	€ 628,00	EKCIB090DB	€ 628,00
950+950x2000	EKCIA095DA	€ 645,00	EKCIB095DA	€ 645,00
950+950x2100	EKCIA095DB	€ 645,00	EKCIB095DB	€ 645,00
1000+1000x2000	EKCIA100DA	€ 645,00	EKCIB100DA	€ 645,00
1000+1000x2100	EKCIA100DB	€ 645,00	EKCIB100DB	€ 645,00
1100+1100x2000	EKCA110DA	€ 818,00	EKCB110DA	€ 818,00
1100+1100x2100	EKCA110DB	€ 818,00	EKCB110DB	€ 818,00
1200+1200x2000	EKCA120DA	€ 848,00	EKCB120DA	€ 848,00
1200+1200x2100	EKCA120DB	€ 848,00	EKCB120DB	€ 848,00

TECHNICAL

- ▶ **Other studwork dimensions available (see catalogue or contact us)**
- ▶ **IMPORTANT:** when using a pocket door with internal dims of 54 mm max door thickness 40 mm (including eventual glazing beads)
- ▶ Production with customized dimensions (for prices see superior size)

LOGISTICS

- ▶ Standard frames with passage width up to 1100+1100 mm are supplied in 2 boxes; over 1100+1100 mm: 3 boxes
- ▶ Production time: 15 working days

ECLISSE DOUBLE

STUD WALL

NON STANDARD	WALL THICKNESS 100 mm		WALL THICKNESS 125 mm	
	PRE-ASSEMBLED - IP= 54 mm		PRE-ASSEMBLED - IP= 79 mm	
	PASSAGE SIZE LxH mm	CODE	PRICE	CODE
600+600x500÷1999	EKFMD1/60	€ 704,00	EKFMDX2/60	€ 704,00
600+600x2200	EKFMD1/60	€ 844,00	--	--
600+600x2200÷2400	--	--	EKFMDX2/60	€ 844,00
600+600x2500÷2600	--	--	EKFMDX2/60	€ 857,00
700+700x500÷1999	EKFMD1/70	€ 704,00	EKFMDX2/70	€ 704,00
700+700x2200	EKFMD1/70	€ 844,00	--	--
700+700x2200÷2400	--	--	EKFMDX2/70	€ 844,00
700+700x2500÷2600	--	--	EKFMDX2/70	€ 857,00
800+800x500÷1999	EKFMD1/80	€ 735,00	EKFMDX2/80	€ 735,00
800+800x2200	EKFMD1/80	€ 890,00	--	--
800+800x2200÷2400	--	--	EKFMDX2/80	€ 890,00
800+800x2500÷2600	--	--	EKFMDX2/80	€ 903,00
900+900x500÷1999	EKFMD1/90	€ 757,00	EKFMDX2/90	€ 757,00
900+900x2200	EKFMD1/90	€ 916,00	--	--
900+900x2200÷2400	--	--	EKFMDX2/90	€ 916,00
900+900x2500÷2600	--	--	EKFMDX2/90	€ 930,00
1000+1000x500÷1999	EKFMD1/100	€ 840,00	EKFMDX2/100	€ 840,00
1000+1000x2200	EKFMD1/100	€ 1.066,00	--	--
1000+1000x2200÷2400	--	--	EKFMDX2/100	€ 1.066,00
1000+1000x2500÷2600	--	--	EKFMDX2/100	€ 1.083,00
1100+1100x500÷1999	--	--	EKFMDX2/110	€ 942,00
1100+1100x2200÷2400	--	--	EKFMDX2/110	€ 1.106,00
1100+1100x2500÷2600	--	--	EKFMDX2/110	€ 1.122,00
1200+1200x500÷1999	--	--	EKFMDX2/120	€ 1.009,00
1200+1200x2200÷2400	--	--	EKFMDX2/120	€ 1.210,00
1200+1200x2500÷2600	--	--	EKFMDX2/120	€ 1.229,00
1300+1300x500÷1999	--	--	EKFMDX2/130	€ 1.075,00
1300+1300x2000÷2100	--	--	EKFMDX2/130	€ 1.405,00
1300+1300x2200÷2400	--	--	EKFMDX2/130	€ 1.426,00
1300+1300x2500÷2600	--	--	EKFMDX2/130	€ 1.448,00

TECHNICAL

- ▶ Other studwork dimensions available (see catalogue or contact us)
- ▶ IMPORTANT: when using a pocket door with internal dims of 54 mm max door thickness 40 mm (including eventual glazing beads)
- ▶ Production with customized dimensions (for prices see superior size)

LOGISTICS

- ▶ Frames with passage width up to 1100+1100 mm are supplied in 2 boxes; over 1100+1100 mm: 3 boxes
- ▶ Production time: 15 working days

ECLISSE DOUBLE

STUD WALL



NON STANDARD	WALL THICKNESS			
	150 mm			
	KIT - IP= 103 mm		KIT - IP= 66 mm	
PASSAGE SIZE LxH mm	CODE	PRICE	CODE	PRICE
600+600x500÷1999	EKFMDY5/60	€ 880,00	--	--
600+600x2000÷2100	EKFMDY5/60	€ 893,00	--	--
600+600x2200÷2400	EKFMDY5/60	€ 907,00	--	--
600+600x2500÷2600	EKFMDY5/60	€ 921,00	--	--
600+600x2700÷2900	--	--	EKFMDY6/60 *	€ 1.027,00
600+600x3000	--	--	EKFMDY6/60 *	€ 1.671,00
700+700x500÷1999	EKFMDY5/70	€ 1.027,00	--	--
700+700x2000÷2100	EKFMDY5/70	€ 1.042,00	--	--
700+700x2200÷2400	EKFMDY5/70	€ 1.058,00	--	--
700+700x2500÷2600	EKFMDY5/70	€ 1.074,00	--	--
700+700x2700÷2900	--	--	EKFMDY6/70 *	€ 1.198,00
700+700x3000	--	--	EKFMDY6/70 *	€ 1.807,00
800+800x500÷1999	EKFMDY5/80	€ 1.174,00	--	--
800+800x2000÷2100	EKFMDY5/80	€ 1.191,00	--	--
800+800x2200÷2400	EKFMDY5/80	€ 1.210,00	--	--
800+800x2500÷2600	EKFMDY5/80	€ 1.228,00	--	--
800+800x2700÷2900	--	--	EKFMDY6/80 *	€ 1.370,00
800+800x3000	--	--	EKFMDY6/80 *	€ 1.954,00
900+900x500÷1999	EKFMDY5/90	€ 1.320,00	--	--
900+900x2000÷2100	EKFMDY5/90	€ 1.340,00	--	--
900+900x2200÷2400	EKFMDY5/90	€ 1.361,00	--	--
900+900x2500÷2600	EKFMDY5/90	€ 1.381,00	--	--
900+900x2700÷2900	--	--	EKFMDY6/90 *	€ 1.541,00
900+900x3000	--	--	EKFMDY6/90 *	€ 2.113,00
1000+1000x500÷1999	EKFMDY5/100	€ 1.467,00	--	--
1000+1000x2000÷2100	EKFMDY5/100	€ 1.445,00	--	--
1000+1000x2200÷2400	EKFMDY5/100	€ 1.489,00	--	--
1000+1000x2500÷2600	EKFMDY5/100	€ 1.535,00	--	--
1000+1000x2700÷2900	--	--	EKFMDY6/100 *	€ 1.712,00
1000+1000x3000	--	--	EKFMDY6/100 *	€ 2.285,00
1100+1100x500÷1999	EKFMDY5/110	€ 1.614,00	--	--
1100+1100x2000÷2100	EKFMDY5/110	€ 1.638,00	--	--
1100+1100x2200÷2400	EKFMDY5/110	€ 1.663,00	--	--
1100+1100x2500÷2600	EKFMDY5/110	€ 1.688,00	--	--
1100+1100x2700÷2900	--	--	EKFMDY6/110 *	€ 1.883,00
1100+1100x3000	--	--	EKFMDY6/110 *	€ 2.471,00
1200+1200x500÷1999	EKFMDY5/120	€ 1.760,00	--	--
1200+1200x2000÷2100	EKFMDY5/120	€ 1.787,00	--	--
1200+1200x2200÷2400	EKFMDY5/120	€ 1.814,00	--	--
1200+1200x2500÷2600	EKFMDY5/120	€ 1.842,00	--	--
1200+1200x2700÷2900	--	--	EKFMDY6/120 *	€ 2.054,00
1200+1200x3000	--	--	EKFMDY6/120 *	€ 2.671,00
1300+1300x500÷1999	EKFMDY5/130	€ 1.907,00	--	--
1300+1300x2000÷2100	EKFMDY5/130	€ 1.936,00	--	--
1300+1300x2200÷2400	EKFMDY5/130	€ 1.965,00	--	--
1300+1300x2500÷2600	EKFMDY5/130	€ 1.995,00	--	--
1300+1300x2700÷2900	--	--	EKFMDY6/130 *	€ 2.226,00
1300+1300x3000	--	--	EKFMDY6/130 *	€ 2.889,00

TECHNICAL

- * IMPORTANT: reinforced structure with 150 kg rated rail and runners will be used
- ▶ Production with customized dimensions (for prices see superior size)

LOGISTICS

- ▶ Frames with passage width up to 1100+1100 mm are supplied in 2 boxes; over 1100+1100 mm: 3 boxes
- ▶ Production time: 15 working days

ECLISSE DOUBLE

STUD WALL



NON STANDARD	WALL THICKNESS 150 mm	
	KIT - IP= 66 mm	
PASSAGE SIZE LxH mm	CODE	PRICE
1400+1400x500÷1999	EKFMDY6/140	€ 2.256,00
1400+1400x2000÷2100	EKFMDY6/140	€ 2.291,00
1400+1400x2200÷2400	EKFMDY6/140	€ 2.326,00
1400+1400x2500÷2700	EKFMDY6/140	€ 2.361,00
1400+1400x2800÷2900	EKFMDY6/140	€ 2.397,00
1400+1400x3000	EKFMDY6/140	€ 3.106,00
1500+1500x500÷1999	EKFMDY6/150	€ 2.417,00
1500+1500x2000÷2100	EKFMDY6/150	€ 2.454,00
1500+1500x2200÷2400	EKFMDY6/150	€ 2.492,00
1500+1500x2500÷2700	EKFMDY6/150	€ 2.529,00
1500+1500x2800÷2900	EKFMDY6/150	€ 2.568,00
1500+1500x3000	EKFMDY6/150	€ 3.323,00
1600+1600x500÷1999	EKFMDY6/160	€ 2.444,00
1600+1600x2000÷2100	EKFMDY6/160	€ 2.481,00
1600+1600x2200÷2400	EKFMDY6/160	€ 2.836,00
1600+1600x2500÷2700	EKFMDY6/160	€ 3.190,00
1600+1600x2800÷2900	EKFMDY6/160	€ 3.426,00
1600+1600x3000	EKFMDY6/160	€ 3.545,00
1700+1700x500÷1999	EKFMDY6/170	€ 2.597,00
1700+1700x2000÷2100	EKFMDY6/170	€ 2.636,00
1700+1700x2200÷2400	EKFMDY6/170	€ 3.189,00
1700+1700x2500÷2700	EKFMDY6/170	€ 3.389,00
1700+1700x2800÷2900	EKFMDY6/170	€ 3.641,00
1700+1700x3000	EKFMDY6/170	€ 3.766,00
1800+1800x500÷1999	EKFMDY6/180	€ 2.749,00
1800+1800x2000÷2100	EKFMDY6/180	€ 2.791,00
1800+1800x2200÷2400	EKFMDY6/180	€ 3.189,00
1800+1800x2500÷2700	EKFMDY6/180	€ 3.588,00
1800+1800x2800÷2900	EKFMDY6/180	€ 3.855,00
1800+1800x3000	EKFMDY6/180	€ 3.988,00
1900+1900x500÷1999	EKFMDY6/190	€ 2.908,00
1900+1900x2000÷2100	EKFMDY6/190	€ 2.952,00
1900+1900x2200÷2400	EKFMDY6/190	€ 3.350,00
1900+1900x2500÷2700	EKFMDY6/190	€ 3.756,00
1900+1900x2800÷2900	EKFMDY6/190	€ 4.016,00
1900+1900x3000	EKFMDY6/190	€ 4.149,00
2000+2000x500÷1999	EKFMDY6/200	€ 3.067,00
2000+2000x2000÷2100	EKFMDY6/200	€ 3.114,00
2000+2000x2200÷2400	EKFMDY6/200	€ 3.512,00
2000+2000x2500÷2700	EKFMDY6/200	€ 3.923,00
2000+2000x2800÷2900	EKFMDY6/200	€ 4.177,00
2000+2000x3000	EKFMDY6/200	€ 4.310,00

TECHNICAL

- ▶ IMPORTANT: reinforced structure with 150 kg rated rail and runners will be used
- ▶ Production with customized dimensions (for prices see superior size)

LOGISTICS

- ▶ Frames with passage width up to 1100+1100 mm are supplied in 2 boxes; over 1100+1100 mm: 3 boxes
- ▶ Production time: 15 working days

ECLISSE DOUBLE

STUD WALL



NON STANDARD	WALL THICKNESS 150 mm			
	PRE-ASSEMBLED - IP= 103 mm		PRE-ASSEMBLED - IP= 66 mm	
PASSAGE SIZE LxH mm	CODE	PRICE	CODE	PRICE
600+600x500÷1999	EKFMDY3/60	€ 880,00	--	--
600+600x2000÷2100	EKFMDY3/60	€ 893,00	--	--
600+600x2200÷2400	EKFMDY3/60	€ 907,00	--	--
600+600x2500÷2600	EKFMDY3/60	€ 921,00	--	--
600+600x2700÷2900	--	--	EKFMDY4/60 *	€ 1.027,00
600+600x3000	--	--	EKFMDY4/60 *	€ 1.671,00
700+700x500÷1999	EKFMDY3/70	€ 1.027,00	--	--
700+700x2000÷2100	EKFMDY3/70	€ 1.042,00	--	--
700+700x2200÷2400	EKFMDY3/70	€ 1.058,00	--	--
700+700x2500÷2600	EKFMDY3/70	€ 1.074,00	--	--
700+700x2700÷2900	--	--	EKFMDY4/70 *	€ 1.198,00
700+700x3000	--	--	EKFMDY4/70 *	€ 1.807,00
800+800x500÷1999	EKFMDY3/80	€ 1.174,00	--	--
800+800x2000÷2100	EKFMDY3/80	€ 1.191,00	--	--
800+800x2200÷2400	EKFMDY3/80	€ 1.210,00	--	--
800+800x2500÷2600	EKFMDY3/80	€ 1.228,00	--	--
800+800x2700÷2900	--	--	EKFMDY4/80 *	€ 1.370,00
800+800x3000	--	--	EKFMDY4/80 *	€ 1.954,00
900+900x500÷1999	EKFMDY3/90	€ 1.320,00	--	--
900+900x2000÷2100	EKFMDY3/90	€ 1.340,00	--	--
900+900x2200÷2400	EKFMDY3/90	€ 1.361,00	--	--
900+900x2500÷2600	EKFMDY3/90	€ 1.381,00	--	--
900+900x2700÷2900	--	--	EKFMDY4/90 *	€ 1.541,00
900+900x3000	--	--	EKFMDY4/90 *	€ 2.113,00
1000+1000x500÷1999	EKFMDY3/100	€ 1.467,00	--	--
1000+1000x2000÷2100	EKFMDY3/100	€ 1.445,00	--	--
1000+1000x2200÷2400	EKFMDY3/100	€ 1.489,00	--	--
1000+1000x2500÷2600	EKFMDY3/100	€ 1.535,00	--	--
1000+1000x2700÷2900	--	--	EKFMDY4/100 *	€ 1.712,00
1000+1000x3000	--	--	EKFMDY4/100 *	€ 2.285,00
1100+1100x500÷1999	EKFMDY3/110	€ 1.614,00	--	--
1100+1100x2000÷2100	EKFMDY3/110	€ 1.638,00	--	--
1100+1100x2200÷2400	EKFMDY3/110	€ 1.663,00	--	--
1100+1100x2500÷2600	EKFMDY3/110	€ 1.688,00	--	--
1100+1100x2700÷2900	--	--	EKFMDY4/110 *	€ 1.883,00
1100+1100x3000	--	--	EKFMDY4/110 *	€ 2.471,00
1200+1200x500÷1999	EKFMDY3/120	€ 1.760,00	--	--
1200+1200x2000÷2100	EKFMDY3/120	€ 1.787,00	--	--
1200+1200x2200÷2400	EKFMDY3/120	€ 1.814,00	--	--
1200+1200x2500÷2600	EKFMDY3/120	€ 1.842,00	--	--
1200+1200x2700÷2900	--	--	EKFMDY4/120 *	€ 2.054,00
1200+1200x3000	--	--	EKFMDY4/120 *	€ 2.671,00
1300+1300x500÷1999	EKFMDY3/130	€ 1.907,00	--	--
1300+1300x2000÷2100	EKFMDY3/130	€ 1.936,00	--	--
1300+1300x2200÷2400	EKFMDY3/130	€ 1.965,00	--	--
1300+1300x2500÷2600	EKFMDY3/130	€ 1.995,00	--	--
1300+1300x2700÷2900	--	--	EKFMDY4/130 *	€ 2.226,00
1300+1300x3000	--	--	EKFMDY4/130 *	€ 2.889,00

TECHNICAL

- * IMPORTANT: reinforced structure with 150 kg rated rail and runners will be used
- Production with customized dimensions (for prices see superior size)

LOGISTICS

- Frames with passage width up to 1100+1100 mm are supplied in 2 boxes; over 1100+1100 mm: 3 boxes
- Production time: 15 working days

ECLISSE DOUBLE

STUD WALL



NON STANDARD	WALL THICKNESS 150 mm	
	PRE-ASSEMBLED - IP= 66 mm	
PASSAGE SIZE LxH mm	CODE	PRICE
1400+1400x500÷1999	EKFMDY4/140	€ 2.256,00
1400+1400x2000÷2100	EKFMDY4/140	€ 2.291,00
1400+1400x2200÷2400	EKFMDY4/140	€ 2.326,00
1400+1400x2500÷2700	EKFMDY4/140	€ 2.361,00
1400+1400x2800÷2900	EKFMDY4/140	€ 2.397,00
1400+1400x3000	EKFMDY4/140	€ 3.106,00
1500+1500x500÷1999	EKFMDY4/150	€ 2.417,00
1500+1500x2000÷2100	EKFMDY4/150	€ 2.454,00
1500+1500x2200÷2400	EKFMDY4/150	€ 2.492,00
1500+1500x2500÷2700	EKFMDY4/150	€ 2.529,00
1500+1500x2800÷2900	EKFMDY4/150	€ 2.568,00
1500+1500x3000	EKFMDY4/150	€ 3.323,00
1600+1600x500÷1999	EKFMDY4/160	€ 2.444,00
1600+1600x2000÷2100	EKFMDY4/160	€ 2.481,00
1600+1600x2200÷2400	EKFMDY4/160	€ 2.836,00
1600+1600x2500÷2700	EKFMDY4/160	€ 3.190,00
1600+1600x2800÷2900	EKFMDY4/160	€ 3.426,00
1600+1600x3000	EKFMDY4/160	€ 3.545,00
1700+1700x500÷1999	EKFMDY4/170	€ 2.597,00
1700+1700x2000÷2100	EKFMDY4/170	€ 2.636,00
1700+1700x2200÷2400	EKFMDY4/170	€ 3.189,00
1700+1700x2500÷2700	EKFMDY4/170	€ 3.389,00
1700+1700x2800÷2900	EKFMDY4/170	€ 3.641,00
1700+1700x3000	EKFMDY4/170	€ 3.766,00
1800+1800x500÷1999	EKFMDY4/180	€ 2.749,00
1800+1800x2000÷2100	EKFMDY4/180	€ 2.791,00
1800+1800x2200÷2400	EKFMDY4/180	€ 3.189,00
1800+1800x2500÷2700	EKFMDY4/180	€ 3.588,00
1800+1800x2800÷2900	EKFMDY4/180	€ 3.855,00
1800+1800x3000	EKFMDY4/180	€ 3.988,00
1900+1900x500÷1999	EKFMDY4/190	€ 2.908,00
1900+1900x2000÷2100	EKFMDY4/190	€ 2.952,00
1900+1900x2200÷2400	EKFMDY4/190	€ 3.350,00
1900+1900x2500÷2700	EKFMDY4/190	€ 3.756,00
1900+1900x2800÷2900	EKFMDY4/190	€ 4.016,00
1900+1900x3000	EKFMDY4/190	€ 4.149,00
2000+2000x500÷1999	EKFMDY4/200	€ 3.067,00
2000+2000x2000÷2100	EKFMDY4/200	€ 3.114,00
2000+2000x2200÷2400	EKFMDY4/200	€ 3.512,00
2000+2000x2500÷2700	EKFMDY4/200	€ 3.923,00
2000+2000x2800÷2900	EKFMDY4/200	€ 4.177,00
2000+2000x3000	EKFMDY4/200	€ 4.310,00

TECHNICAL

- ▶ IMPORTANT: reinforced structure with 150 kg rated rail and runners will be used
- ▶ Production with customized dimensions (for prices see superior size)

LOGISTICS

- ▶ Frames with passage width up to 1100+1100 mm are supplied in 2 boxes; over 1100+1100 mm: 3 boxes
- ▶ Production time: 15 working days

ECLISSE LUCE SINGLE

SOLID WALL



STANDARD	WALL THICKNESS 150 mm	
	PRE-ASSEMBLED - IP= 64 mm	
PASSAGE SIZE LxH mm	CODE	PRICE
600x2000	EHI060SA	€ 519,00
600x2100	EHI060SB	€ 519,00
650x2000	EHI065SA	€ 519,00
650x2100	EHI065SB	€ 519,00
700x2000	EHI070SA	€ 519,00
700x2100	EHI070SB	€ 519,00
750x2000	EHI075SA	€ 519,00
750x2100	EHI075SB	€ 519,00
800x2000	EHI080SA	€ 519,00
800x2100	EHI080SB	€ 519,00
850x2000	EHI085SA	€ 576,00
850x2100	EHI085SB	€ 576,00
900x2000	EHI090SA	€ 576,00
900x2100	EHI090SB	€ 576,00
950x2000	EHI095SA	€ 645,00
950x2100	EHI095SB	€ 645,00
1000x2000	EHI100SA	€ 645,00
1000x2100	EHI100SB	€ 645,00
1100x2000	EHI110SA	€ 800,00
1100x2100	EHI110SB	€ 800,00
1200x2000	EHI120SA	€ 879,00
1200x2100	EHI120SB	€ 879,00

TECHNICAL

- ▶ IMPORTANT: when using a pocket door with internal dims of 64 mm max door thickness 45 mm (including eventual glazing beads)
- ▶ Production with customized dimensions (for prices see superior size)
- ▶ 2 electrical boxes are provided for ECLISSE Luce Single
- ▶ Non standard positions for the electrical boxes are possible (subject to the approval of our technical dept.). Extra gross price of € 95,00 total for both sides of one pocket

LOGISTICS

- ▶ Standard frames with passage width up to 1000 mm are supplied in 1 box; over 1000 mm: 2 boxes
- ▶ Production time: 15 working days

ECLISSE LUCE SINGLE

SOLID WALL



NON STANDARD	WALL THICKNESS 150 mm	
	PRE-ASSEMBLED - IP= 64 mm	
PASSAGE SIZE LxH mm	CODE	PRICE
600x1000÷1999	EHIFM/60	€ 600,00
600x2200÷2400	EHIFM/60	€ 681,00
600x2500÷2600	EHIFM/60	€ 691,00
700x1000÷1999	EHIFM/70	€ 600,00
700x2200÷2400	EHIFM/70	€ 681,00
700x2500÷2600	EHIFM/70	€ 691,00
800x1000÷1999	EHIFM/80	€ 600,00
800x2200÷2400	EHIFM/80	€ 681,00
800x2500÷2600	EHIFM/80	€ 691,00
900x1000÷1999	EHIFM/90	€ 665,00
900x2200÷2400	EHIFM/90	€ 755,00
900x2500÷2600	EHIFM/90	€ 767,00
1000x1000÷1999	EHIFM/100	€ 747,00
1000x2200÷2400	EHIFM/100	€ 850,00
1000x2500÷2600	EHIFM/100	€ 862,00
1100x1000÷1999	EHIFM/110	€ 842,00
1100x2200÷2400	EHIFM/110	€ 944,00
1100x2500÷2600	EHIFM/110	€ 959,00
1200x1000÷1999	EHIFM/120	€ 912,00
1200x2200÷2400	EHIFM/120	€ 944,00
1200x2500÷2600	EHIFM/120	€ 959,00
1300x1000÷1999	EHIFM/130	€ 976,00
1300x2000÷2100	EHIFM/130	€ 1.110,00
1300x2200÷2400	EHIFM/130	€ 1.127,00
1300x2500÷2600	EHIFM/130	€ 1.144,00

TECHNICAL

- ▶ **IMPORTANT:** when using a pocket door with internal dims of 64 mm max door thickness 45 mm (including eventual glazing beads)
- ▶ Production with customized dimensions (for prices see superior size)
- ▶ 2 electrical boxes are provided for ECLISSE Luce Single
- ▶ Non standard positions for the electrical boxes are possible (subject to the approval of our technical dept.). Extra gross price of € 95,00 total for both sides of one pocket

LOGISTICS

- ▶ Frames with passage width up to 1000 mm are supplied in 1 box; over 1000 mm: 2 boxes
- ▶ Production time: 15 working days

ECLISSE LUCE SINGLE

STUD WALL



STANDARD	WALL THICKNESS 150 mm	
	PRE-ASSEMBLED - IP= 62 mm	
PASSAGE SIZE LxH mm	CODE	PRICE
600x2000	EHC060SA	€ 486,00
600x2100	EHC060SB	€ 486,00
650x2000	EHC065SA	€ 486,00
650x2100	EHC065SB	€ 486,00
700x2000	EHC070SA	€ 486,00
700x2100	EHC070SB	€ 486,00
750x2000	EHC075SA	€ 486,00
750x2100	EHC075SB	€ 486,00
800x2000	EHC080SA	€ 486,00
800x2100	EHC080SB	€ 486,00
850x2000	EHC085SA	€ 540,00
850x2100	EHC085SB	€ 540,00
900x2000	EHC090SA	€ 540,00
900x2100	EHC090SB	€ 540,00
950x2000	EHC095SA	€ 605,00
950x2100	EHC095SB	€ 605,00
1000x2000	EHC100SA	€ 605,00
1000x2100	EHC100SB	€ 605,00
1100x2000	EHC110SA	€ 750,00
1100x2100	EHC110SB	€ 750,00
1200x2000	EHC120SA	€ 824,00
1200x2100	EHC120SB	€ 824,00

TECHNICAL

- ▶ IMPORTANT: when using a pocket door with internal dims of 62 mm max door thickness 45 mm (including eventual glazing beads)
- ▶ Production with customized dimensions (for prices see superior size)
- ▶ 2 electrical boxes are provided for ECLISSE Luce Single

LOGISTICS

- ▶ Standard frames with passage width up to 1000 mm are supplied in 1 box; over 1000 mm: 2 boxes
- ▶ Production time: 15 working days

ECLISSE LUCE SINGLE

STUD WALL



NON STANDARD	WALL THICKNESS 150 mm	
	PRE-ASSEMBLED - IP= 62 mm	
PASSAGE SIZE LxH mm	CODE	PRICE
600x1000÷1999	EHCFM/60	€ 563,00
600x2200÷2400	EHCFM/60	€ 638,00
600x2500÷2600	EHCFM/60	€ 648,00
700x1000÷1999	EHCFM/70	€ 563,00
700x2200÷2400	EHCFM/70	€ 638,00
700x2500÷2600	EHCFM/70	€ 648,00
800x1000÷1999	EHCFM/80	€ 563,00
800x2200÷2400	EHCFM/80	€ 638,00
800x2500÷2600	EHCFM/80	€ 648,00
900x1000÷1999	EHCFM/90	€ 624,00
900x2200÷2400	EHCFM/90	€ 708,00
900x2500÷2600	EHCFM/90	€ 719,00
1000x1000÷1999	EHCFM/100	€ 700,00
1000x2200÷2400	EHCFM/100	€ 797,00
1000x2500÷2600	EHCFM/100	€ 809,00
1100x1000÷1999	EHCFM/110	€ 818,00
1100x2200÷2400	EHCFM/110	€ 885,00
1100x2500÷2600	EHCFM/110	€ 899,00
1200x1000÷1999	EHCFM/120	€ 855,00
1200x2200÷2400	EHCFM/120	€ 885,00
1200x2500÷2600	EHCFM/120	€ 899,00
1300x1000÷1999	EHCFM/130	€ 915,00
1300x2000÷2100	EHCFM/130	€ 1.041,00
1300x2200÷2400	EHCFM/130	€ 1.056,00
1300x2500÷2600	EHCFM/130	€ 1.072,00

TECHNICAL

- ▶ **IMPORTANT:** when using a pocket door with internal dims of 62 mm max door thickness 45 mm (including eventual glazing beads)
- ▶ Production with customized dimensions (for prices see superior size)
- ▶ 2 electrical boxes are provided for ECLISSE Luce Single

LOGISTICS


- ▶ Frames with passage width up to 1000 mm are supplied in 1 box; over 1000 mm: 2 boxes
- ▶ Production time: 15 working days

ECLISSE LUCE DOUBLE

SOLID WALL



STANDARD	WALL THICKNESS 150 mm			
	PRE-ASSEMBLED - IP= 64 mm			
	WIRING READY ON ONE SIDE		WIRING READY ON BOTH SIDES	
PASSAGE SIZE LxH mm	CODE	PRICE	CODE	PRICE
600+600x2000	EKHI060DA	€ 870,00	EHI060DA	€ 1.038,00
600+600x2100	EKHI060DB	€ 870,00	EHI060DB	€ 1.038,00
650+650x2000	EKHI065DA	€ 870,00	EHI065DA	€ 1.038,00
650+650x2100	EKHI065DB	€ 870,00	EHI065DB	€ 1.038,00
700+700x2000	EKHI070DA	€ 870,00	EHI070DA	€ 1.038,00
700+700x2100	EKHI070DB	€ 870,00	EHI070DB	€ 1.038,00
750+750x2000	EKHI075DA	€ 870,00	EHI075DA	€ 1.038,00
750+750x2100	EKHI075DB	€ 870,00	EHI075DB	€ 1.038,00
800+800x2000	EKHI080DA	€ 870,00	EHI080DA	€ 1.038,00
800+800x2100	EKHI080DB	€ 870,00	EHI080DB	€ 1.038,00
850+850x2000	EKHI085DA	€ 965,00	EHI085DA	€ 1.150,00
850+850x2100	EKHI085DB	€ 965,00	EHI085DB	€ 1.150,00
900+900x2000	EKHI090DA	€ 965,00	EHI090DA	€ 1.150,00
900+900x2100	EKHI090DB	€ 965,00	EHI090DB	€ 1.150,00
950+950x2000	EKHI095DA	€ 1.084,00	EHI095DA	€ 1.291,00
950+950x2100	EKHI095DB	€ 1.084,00	EHI095DB	€ 1.291,00
1000+1000x2000	EKHI100DA	€ 1.084,00	EHI100DA	€ 1.291,00
1000+1000x2100	EKHI100DB	€ 1.084,00	EHI100DB	€ 1.291,00
1100+1100x2000	EKHI110DA	€ 1.382,00	EHI110DA	€ 1.587,00
1100+1100x2100	EKHI110DB	€ 1.382,00	EHI110DB	€ 1.587,00
1200+1200x2000	EKHI120DA	€ 1.521,00	EHI120DA	€ 1.746,00
1200+1200x2100	EKHI120DB	€ 1.521,00	EHI120DB	€ 1.746,00



WIRING READY ON ONE SIDE



WIRING READY ON BOTH SIDES

TECHNICAL

- ▶ **IMPORTANT:** when using a pocket door with internal dims of 64 mm max door thickness 45 mm (including eventual glazing beads)
- ▶ Production with customized dimensions (for prices see superior size)
- ▶ 2 electrical boxes are provided for every wiring channel
- ▶ Non standard positions for the electrical boxes are possible (subject to the approval of our technical dept.). Extra gross price of € 95,00 total for both sides of one pocket

LOGISTICS


- ▶ Standard frames with passage width up to 1000+1000 mm are supplied in 2 boxes; over 1000+1000 mm: 3 boxes
- ▶ Production time: 15 working days

ECLISSE LUCE DOUBLE

SOLID WALL



NON STANDARD	WALL THICKNESS 150 mm			
	PRE-ASSEMBLED - IP= 64 mm			
	WIRING READY ON ONE SIDE		WIRING READY ON BOTH SIDES	
PASSAGE SIZE LxH mm	CODE	PRICE	CODE	PRICE
600+600x1000÷1999	EKHIFMD/60	€ 1.021,00	EHIFMD/60	€ 1.193,00
600+600x2200÷2400	EKHIFMD/60	€ 1.173,00	EHIFMD/60	€ 1.348,00
600+600x2500÷2600	EKHIFMD/60	€ 1.191,00	EHIFMD/60	€ 1.369,00
700+700x1000÷1999	EKHIFMD/70	€ 1.021,00	EHIFMD/70	€ 1.193,00
700+700x2200÷2400	EKHIFMD/70	€ 1.173,00	EHIFMD/70	€ 1.348,00
700+700x2500÷2600	EKHIFMD/70	€ 1.191,00	EHIFMD/70	€ 1.369,00
800+800x1000÷1999	EKHIFMD/80	€ 1.021,00	EHIFMD/80	€ 1.193,00
800+800x2200÷2400	EKHIFMD/80	€ 1.173,00	EHIFMD/80	€ 1.348,00
800+800x2500÷2600	EKHIFMD/80	€ 1.191,00	EHIFMD/80	€ 1.369,00
900+900x1000÷1999	EKHIFMD/90	€ 1.137,00	EHIFMD/90	€ 1.327,00
900+900x2200÷2400	EKHIFMD/90	€ 1.309,00	EHIFMD/90	€ 1.504,00
900+900x2500÷2600	EKHIFMD/90	€ 1.329,00	EHIFMD/90	€ 1.528,00
1000+1000x1000÷1999	EKHIFMD/100	€ 1.275,00	EHIFMD/100	€ 1.490,00
1000+1000x2200÷2400	EKHIFMD/100	€ 1.465,00	EHIFMD/100	€ 1.687,00
1000+1000x2500÷2600	EKHIFMD/100	€ 1.487,00	EHIFMD/100	€ 1.712,00
1100+1100x1000÷1999	EKHIFMD/110	€ 1.509,00	EHIFMD/110	€ 1.728,00
1100+1100x2200÷2400	EKHIFMD/110	€ 1.634,00	EHIFMD/110	€ 1.823,00
1100+1100x2500÷2600	EKHIFMD/110	€ 1.660,00	EHIFMD/110	€ 1.897,00
1200+1200x1000÷1999	EKHIFMD/120	€ 1.655,00	EHIFMD/120	€ 1.898,00
1200+1200x2200÷2400	EKHIFMD/120	€ 1.791,00	EHIFMD/120	€ 2.052,00
1200+1200x2500÷2600	EKHIFMD/120	€ 1.818,00	EHIFMD/120	€ 2.083,00
1300+1300x1000÷1999	EKHIFMD/130	€ 1.831,00	EHIFMD/130	€ 2.090,00
1300+1300x2000÷2100	EKHIFMD/130	€ 1.958,00	EHIFMD/130	€ 2.243,00
1300+1300x2200÷2400	EKHIFMD/130	€ 1.988,00	EHIFMD/130	€ 2.277,00
1300+1300x2500÷2600	EKHIFMD/130	€ 2.018,00	EHIFMD/130	€ 2.312,00



WIRING READY ON ONE SIDE



WIRING READY ON BOTH SIDES

TECHNICAL

- ▶ **IMPORTANT:** when using a pocket door with internal dims of 64 mm max door thickness 45 mm (including eventual glazing beads)
- ▶ Production with customized dimensions (for prices see superior size)
- ▶ 2 electrical boxes are provided for every wiring channel
- ▶ Non standard positions for the electrical boxes are possible (subject to the approval of our technical dept.). Extra gross price of € 95,00 total for both sides of one pocket

LOGISTICS

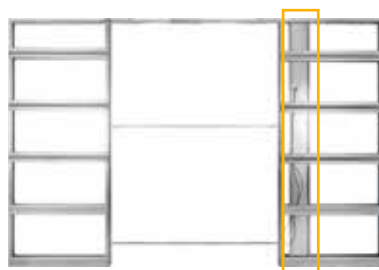
- ▶ Frames with passage width up to 1000+1000 mm are supplied in 2 boxes; over 1000+1000 mm: 3 boxes
- ▶ Production time: 15 working days

ECLISSE LUCE DOUBLE

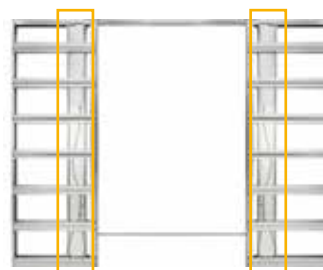
STUD WALL



STANDARD	WALL THICKNESS 150 mm			
	PRE-ASSEMBLED - IP= 62 mm			
	WIRING READY ON ONE SIDE		WIRING READY ON BOTH SIDES	
PASSAGE SIZE LxH mm	CODE	PRICE	CODE	PRICE
600+600x2000	EKHC060DA	€ 816,00	EHC060DA	€ 973,00
600+600x2100	EKHC060DB	€ 816,00	EHC060DB	€ 973,00
650+650x2000	EKHC065DA	€ 816,00	EHC065DA	€ 973,00
650+650x2100	EKHC065DB	€ 816,00	EHC065DB	€ 973,00
700+700x2000	EKHC070DA	€ 816,00	EHC070DA	€ 973,00
700+700x2100	EKHC070DB	€ 816,00	EHC070DB	€ 973,00
750+750x2000	EKHC075DA	€ 816,00	EHC075DA	€ 973,00
750+750x2100	EKHC075DB	€ 816,00	EHC075DB	€ 973,00
800+800x2000	EKHC080DA	€ 816,00	EHC080DA	€ 973,00
800+800x2100	EKHC080DB	€ 816,00	EHC080DB	€ 973,00
850+850x2000	EKHC085DA	€ 905,00	EHC085DA	€ 1.078,00
850+850x2100	EKHC085DB	€ 905,00	EHC085DB	€ 1.078,00
900+900x2000	EKHC090DA	€ 905,00	EHC090DA	€ 1.078,00
900+900x2100	EKHC090DB	€ 905,00	EHC090DB	€ 1.078,00
950+950x2000	EKHC095DA	€ 1.016,00	EHC095DA	€ 1.211,00
950+950x2100	EKHC095DB	€ 1.016,00	EHC095DB	€ 1.211,00
1000+1000x2000	EKHC100DA	€ 1.016,00	EHC100DA	€ 1.211,00
1000+1000x2100	EKHC100DB	€ 1.016,00	EHC100DB	€ 1.211,00
1100+1100x2000	EKHC110DA	€ 1.296,00	EHC110DA	€ 1.488,00
1100+1100x2100	EKHC110DB	€ 1.296,00	EHC110DB	€ 1.488,00
1200+1200x2000	EKHC120DA	€ 1.426,00	EHC120DA	€ 1.637,00
1200+1200x2100	EKHC120DB	€ 1.426,00	EHC120DB	€ 1.637,00



WIRING READY ON ONE SIDE



WIRING READY ON BOTH SIDES

TECHNICAL

- ▶ **IMPORTANT:** when using a pocket door with internal dims of 62 mm max door thickness 45 mm (including eventual glazing beads)
- ▶ Production with customized dimensions (for prices see superior size)
- ▶ 2 electrical boxes are provided for every wiring channel

LOGISTICS

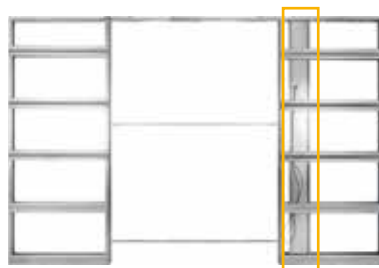
- ▶ Standard frames with passage width up to 1000+1000 mm are supplied in 2 boxes; over 1000+1000 mm: 3 boxes
- ▶ Production time: 15 working days

ECLISSE LUCE DOUBLE

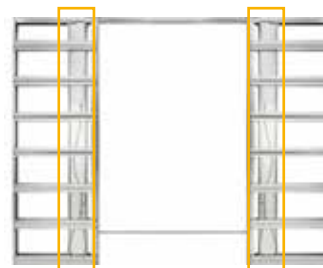
STUD WALL



NON STANDARD	WALL THICKNESS 150 mm			
	PRE-ASSEMBLED - IP= 62 mm			
	WIRING READY ON ONE SIDE		WIRING READY ON BOTH SIDES	
PASSAGE SIZE LxH mm	CODE	PRICE	CODE	PRICE
600+600x1000÷1999	EKHC FMD/60	€ 958,00	EHC FMD/60	€ 1.118,00
600+600x2200÷2400	EKHC FMD/60	€ 1.099,00	EHC FMD/60	€ 1.264,00
600+600x2500÷2600	EKHC FMD/60	€ 1.116,00	EHC FMD/60	€ 1.283,00
700+700x1000÷1999	EKHC FMD/70	€ 958,00	EHC FMD/70	€ 1.118,00
700+700x2200÷2400	EKHC FMD/70	€ 1.099,00	EHC FMD/70	€ 1.264,00
700+700x2500÷2600	EKHC FMD/70	€ 1.116,00	EHC FMD/70	€ 1.283,00
800+800x1000÷1999	EKHC FMD/80	€ 958,00	EHC FMD/80	€ 1.118,00
800+800x2200÷2400	EKHC FMD/80	€ 1.099,00	EHC FMD/80	€ 1.264,00
800+800x2500÷2600	EKHC FMD/80	€ 1.116,00	EHC FMD/80	€ 1.283,00
900+900x1000÷1999	EKHC FMD/90	€ 1.066,00	EHC FMD/90	€ 1.244,00
900+900x2200÷2400	EKHC FMD/90	€ 1.227,00	EHC FMD/90	€ 1.410,00
900+900x2500÷2600	EKHC FMD/90	€ 1.246,00	EHC FMD/90	€ 1.432,00
1000+1000x1000÷1999	EKHC FMD/100	€ 1.195,00	EHC FMD/100	€ 1.397,00
1000+1000x2200÷2400	EKHC FMD/100	€ 1.373,00	EHC FMD/100	€ 1.581,00
1000+1000x2500÷2600	EKHC FMD/100	€ 1.394,00	EHC FMD/100	€ 1.605,00
1100+1100x1000÷1999	EKHC FMD/110	€ 1.414,00	EHC FMD/110	€ 1.620,00
1100+1100x2200÷2400	EKHC FMD/110	€ 1.532,00	EHC FMD/110	€ 1.709,00
1100+1100x2500÷2600	EKHC FMD/110	€ 1.556,00	EHC FMD/110	€ 1.779,00
1200+1200x1000÷1999	EKHC FMD/120	€ 1.552,00	EHC FMD/120	€ 1.780,00
1200+1200x2200÷2400	EKHC FMD/120	€ 1.679,00	EHC FMD/120	€ 1.924,00
1200+1200x2500÷2600	EKHC FMD/120	€ 1.704,00	EHC FMD/120	€ 1.953,00
1300+1300x1000÷1999	EKHC FMD/130	€ 1.717,00	EHC FMD/130	€ 1.959,00
1300+1300x2000÷2100	EKHC FMD/130	€ 1.835,00	EHC FMD/130	€ 2.103,00
1300+1300x2200÷2400	EKHC FMD/130	€ 1.864,00	EHC FMD/130	€ 2.135,00
1300+1300x2500÷2600	EKHC FMD/130	€ 1.892,00	EHC FMD/130	€ 2.167,00



WIRING READY ON ONE SIDE



WIRING READY ON BOTH SIDES

TECHNICAL

- ▶ IMPORTANT: when using a pocket door with internal dims of 62 mm max door thickness 45 mm (including eventual glazing beads)
- ▶ Production with customized dimensions (for prices see superior size)
- ▶ 2 electrical boxes are provided for every wiring channel

LOGISTICS

- ▶ Frames with passage width up to 1000+1000 mm are supplied in 2 boxes; over 1000+1000 mm: 3 boxes
- ▶ Production time: 15 working days

ECLISSE EWOLUTO SINGLE

SOLID WALL



STANDARD	WALL THICKNESS 150 mm	
	PRE-ASSEMBLED - IP= 63 mm	
PASSAGE SIZE LxH mm	CODE	PRICE
600x2000	EIW060SA	€ 1.081,00
600x2100	EIW060SB	€ 1.081,00
650x2000	EIW065SA	€ 1.081,00
650x2100	EIW065SB	€ 1.081,00
700x2000	EIW070SA	€ 1.081,00
700x2100	EIW070SB	€ 1.081,00
750x2000	EIW075SA	€ 1.081,00
750x2100	EIW075SB	€ 1.081,00
800x2000	EIW080SA	€ 1.081,00
800x2100	EIW080SB	€ 1.081,00
850x2000	EIW085SA	€ 1.110,00
850x2100	EIW085SB	€ 1.110,00
900x2000	EIW090SA	€ 1.110,00
900x2100	EIW090SB	€ 1.110,00
950x2000	EIW095SA	€ 1.140,00
950x2100	EIW095SB	€ 1.140,00
1000x2000	EIW100SA	€ 1.140,00
1000x2100	EIW100SB	€ 1.140,00
1050x2000	EIW105SA	€ 1.482,00
1050x2100	EIW105SB	€ 1.482,00
1100x2000	EIW110SA	€ 1.482,00
1100x2100	EIW110SB	€ 1.482,00
1150x2000	EIW115SA	€ 1.482,00
1150x2100	EIW115SB	€ 1.482,00
1200x2000	EIW120SA	€ 1.482,00
1200x2100	EIW120SB	€ 1.482,00

NON STANDARD	WALL THICKNESS 150 mm	
	PRE-ASSEMBLED - IP= 63 mm	
PASSAGE SIZE LxH mm	CODE	PRICE
600x1000÷1999	EFMW/60	€ 1.242,00
600x2200÷2400	EFMW/60	€ 1.404,00
700x1000÷1999	EFMW/70	€ 1.242,00
700x2200÷2400	EFMW/70	€ 1.404,00
800x1000÷1999	EFMW/80	€ 1.242,00
800x2200÷2400	EFMW/80	€ 1.404,00
900x1000÷1999	EFMW/90	€ 1.277,00
900x2200÷2400	EFMW/90	€ 1.444,00
1000x1000÷1999	EFMW/100	€ 1.312,00
1000x2200÷2400	EFMW/100	€ 1.482,00
1100x1000÷2400	EFMW/110	€ 1.482,00
1200x1000÷2400	EFMW/120	€ 1.482,00

TECHNICAL

- ▶ IMPORTANT: when using a pocket door with internal dims of 63 mm max door thickness 45 mm (including eventual glazing beads)
- ▶ Production with customized dimensions (for prices see superior size)
- ▶ It is not possible to install self-closing system

LOGISTICS

- ▶ ECLISSE EWOLUTO Single with passage width 600÷1000 mm is supplied in 1 box; frames with passage width over 1000 mm are supplied in 2 boxes
- ▶ Production time: 30 working days

ECLISSE EWOLUTO DOUBLE

SOLID WALL



STANDARD	WALL THICKNESS 150 mm	
	PRE-ASSEMBLED - IP= 63 mm	
PASSAGE SIZE LxH mm	CODE	PRICE
600+600x2000	EIW060DA	€ 2.160,00
600+600x2100	EIW060DB	€ 2.160,00
650+650x2000	EIW065DA	€ 2.160,00
650+650x2100	EIW065DB	€ 2.160,00
700+700x2000	EIW070DA	€ 2.160,00
700+700x2100	EIW070DB	€ 2.160,00
750+750x2000	EIW075DA	€ 2.160,00
750+750x2100	EIW075DB	€ 2.160,00
800+800x2000	EIW080DA	€ 2.160,00
800+800x2100	EIW080DB	€ 2.160,00
850+850x2000	EIW085DA	€ 2.221,00
850+850x2100	EIW085DB	€ 2.221,00
900+900x2000	EIW090DA	€ 2.221,00
900+900x2100	EIW090DB	€ 2.221,00
950+950x2000	EIW095DA	€ 2.280,00
950+950x2100	EIW095DB	€ 2.280,00
1000+1000x2000	EIW100DA	€ 2.280,00
1000+1000x2100	EIW100DB	€ 2.280,00
1050+1050x2000	EIW105DA	€ 2.965,00
1050+1050x2100	EIW105DB	€ 2.965,00
1100+1100x2000	EIW110DA	€ 2.965,00
1100+1100x2100	EIW110DB	€ 2.965,00
1150+1150x2000	EIW115DA	€ 2.965,00
1150+1150x2100	EIW115DB	€ 2.965,00
1200+1200x2000	EIW120DA	€ 2.965,00
1200+1200x2100	EIW120DB	€ 2.965,00

NON STANDARD	WALL THICKNESS 150 mm	
	PRE-ASSEMBLED - IP= 63 mm	
PASSAGE SIZE LxH mm	CODE	PRICE
600+600x1000÷1999	EFMDW/60	€ 2.484,00
600+600x2200÷2400	EFMDW/60	€ 2.809,00
700+700x1000÷1999	EFMDW/70	€ 2.484,00
700+700x2200÷2400	EFMDW/70	€ 2.809,00
800+800x1000÷1999	EFMDW/80	€ 2.484,00
800+800x2200÷2400	EFMDW/80	€ 2.809,00
900+900x1000÷1999	EFMDW/90	€ 2.554,00
900+900x2200÷2400	EFMDW/90	€ 2.886,00
1000+1000x1000+1999	EFMDW/100	€ 2.623,00
1000+1000x2200÷2400	EFMDW/100	€ 2.965,00
1100+1100x1000÷2400	EFMDW/110	€ 2.965,00
1200+1200x1000÷2400	EFMDW/120	€ 2.965,00

TECHNICAL

- ▶ IMPORTANT: when using a pocket door with internal dims of 63 mm max door thickness 45 mm (including eventual glazing beads)
- ▶ Production with customized dimensions (for prices see superior size)
- ▶ It is not possible to install self-closing system

LOGISTICS

- ▶ ECLISSE EWOLUTO Double with passage width 600+600÷900+900 mm are supplied in 2 boxes; frames with passage width over 900+900 mm are supplied in 3 boxes
- ▶ Production time: 30 working days

ECLISSE TELESCOPIC SINGLE

SOLID WALL



STANDARD	WALL THICKNESS 150 mm	
	PRE-ASSEMBLED - IP= 114 mm	
PASSAGE SIZE LxH mm	CODE	PRICE
1140x2000	ETY120DA	€ 654,00
1140x2100	ETY120DB	€ 654,00
1340x2000	ETY140DA	€ 703,00
1340x2100	ETY140DB	€ 703,00
1540x2000	ETY160DA	€ 759,00
1540x2100	ETY160DB	€ 759,00
1740x2000	ETY180DA	€ 809,00
1740x2100	ETY180DB	€ 809,00
1940x2000	ETY200DA	€ 905,00
1940x2100	ETY200DB	€ 905,00
2140x2000	ETY220DA	€ 964,00
2140x2100	ETY220DB	€ 964,00
2340x2000	ETY240DA	€ 1.046,00
2340x2100	ETY240DB	€ 1.046,00

NON STANDARD	WALL THICKNESS 150 mm	
	PRE-ASSEMBLED - IP= 114 mm	
PASSAGE SIZE LxH mm	CODE	PRICE
1140x1000÷1999	ETFMY/120	€ 687,00
1140x2200÷2400	ETFMY/120	€ 720,00
1140x2500÷2600	ETFMY/120	€ 731,00
1340x1000÷1999	ETFMY/140	€ 738,00
1340x2200÷2400	ETFMY/140	€ 773,00
1340x2500÷2600	ETFMY/140	€ 784,00
1540x1000÷1999	ETFMY/160	€ 803,00
1540x2200÷2400	ETFMY/160	€ 846,00
1540x2500÷2600	ETFMY/160	€ 859,00
1740x1000÷1999	ETFMY/180	€ 862,00
1740x2200÷2400	ETFMY/180	€ 915,00
1740x2500÷2600	ETFMY/180	€ 930,00
1940x1000÷1999	ETFMY/200	€ 955,00
1940x2200÷2400	ETFMY/200	€ 1.006,00
1940x2500÷2600	ETFMY/200	€ 1.021,00
2140x1000÷1999	ETFMY/220	€ 1.040,00
2140x2200÷2400	ETFMY/220	€ 1.118,00
2140x2500÷2600	ETFMY/220	€ 1.135,00
2340x1000÷1999	ETFMY/240	€ 1.132,00
2340x2200÷2400	ETFMY/240	€ 1.219,00
2340x2500÷2600	ETFMY/240	€ 1.236,00

TECHNICAL

- ▶ Max door thickness 40 mm
- ▶ WARNING: door panel will protrude from the jambs so the passage size is reduced

LOGISTICS

- ▶ Supplied in 2 boxes
- ▶ Production time: 15 working days

ECLISSE TELESCOPIC SINGLE

SOLID WALL



STANDARD	WALL THICKNESS 180 mm	
	PRE-ASSEMBLED - IP= 144 mm	
PASSAGE SIZE LxH mm	CODE	PRICE
1140x2000	ETI120DA	€ 688,00
1140x2100	ETI120DB	€ 688,00
1340x2000	ETI140DA	€ 741,00
1340x2100	ETI140DB	€ 741,00
1540x2000	ETI160DA	€ 800,00
1540x2100	ETI160DB	€ 800,00
1740x2000	ETI180DA	€ 851,00
1740x2100	ETI180DB	€ 851,00
1940x2000	ETI200DA	€ 952,00
1940x2100	ETI200DB	€ 952,00
2140x2000	ETI220DA	€ 1.016,00
2140x2100	ETI220DB	€ 1.016,00
2340x2000	ETI240DA	€ 1.101,00
2340x2100	ETI240DB	€ 1.101,00

NON STANDARD	WALL THICKNESS 180 mm	
	PRE-ASSEMBLED - IP= 144 mm	
PASSAGE SIZE LxH mm	CODE	PRICE
1140x1000÷1999	ETFM/120	€ 724,00
1140x2200÷2400	ETFM/120	€ 758,00
1140x2500÷2600	ETFM/120	€ 769,00
1340x1000÷1999	ETFM/140	€ 777,00
1340x2200÷2400	ETFM/140	€ 813,00
1340x2500÷2600	ETFM/140	€ 825,00
1540x1000÷1999	ETFM/160	€ 844,00
1540x2200÷2400	ETFM/160	€ 890,00
1540x2500÷2600	ETFM/160	€ 904,00
1740x1000÷1999	ETFM/180	€ 907,00
1740x2200÷2400	ETFM/180	€ 963,00
1740x2500÷2600	ETFM/180	€ 978,00
1940x1000÷1999	ETFM/200	€ 1.006,00
1940x2200÷2400	ETFM/200	€ 1.058,00
1940x2500÷2600	ETFM/200	€ 1.075,00
2140x1000÷1999	ETFM/220	€ 1.095,00
2140x2200÷2400	ETFM/220	€ 1.176,00
2140x2500÷2600	ETFM/220	€ 1.194,00
2340x1000÷1999	ETFM/240	€ 1.192,00
2340x2200÷2400	ETFM/240	€ 1.282,00
2340x2500÷2600	ETFM/240	€ 1.301,00

TECHNICAL

- ▶ Max door thickness 45 mm
- ▶ WARNING: door panel will protrude from the jambs so the passage size is reduced

LOGISTICS

- ▶ Supplied in 2 boxes
- ▶ Production time: 15 working days

ECLISSE TELESCOPIC SINGLE

STUD WALL



STANDARD	WALL THICKNESS 150 mm			
	KIT - IP= 103 mm		PRE-ASSEMBLED - IP= 103 mm	
PASSAGE SIZE LxH mm	CODE	PRICE	CODE	PRICE
1140x2000	ETKY120DA	€ 584,00	ETCY120DA	€ 584,00
1140x2100	ETKY120DB	€ 584,00	ETCY120DB	€ 584,00
1340x2000	ETKY140DA	€ 628,00	ETCY140DA	€ 628,00
1340x2100	ETKY140DB	€ 628,00	ETCY140DB	€ 628,00
1540x2000	ETKY160DA	€ 678,00	ETCY160DA	€ 678,00
1540x2100	ETKY160DB	€ 678,00	ETCY160DB	€ 678,00
1740x2000	ETKY180DA	€ 722,00	ETCY180DA	€ 722,00
1740x2100	ETKY180DB	€ 722,00	ETCY180DB	€ 722,00
1940x2000	ETKY200DA	€ 808,00	ETCY200DA	€ 808,00
1940x2100	ETKY200DB	€ 808,00	ETCY200DB	€ 808,00
2140x2000	ETKY220DA	€ 861,00	ETCY220DA	€ 861,00
2140x2100	ETKY220DB	€ 861,00	ETCY220DB	€ 861,00
2340x2000	ETKY240DA	€ 934,00	ETCY240DA	€ 934,00
2340x2100	ETKY240DB	€ 934,00	ETCY240DB	€ 934,00

NON STANDARD	WALL THICKNESS 150 mm	
	KIT/PRE-ASSEMBLED - IP= 103 mm	
PASSAGE SIZE LxH mm	CODE	PRICE
1140x1000÷1999	ETFMCY/120	€ 613,00
1140x2200÷2400	ETFMCY/120	€ 643,00
1140x2500÷2600	ETFMCY/120	€ 653,00
1340x1000÷1999	ETFMCY/140	€ 659,00
1340x2200÷2400	ETFMCY/140	€ 690,00
1340x2500÷2600	ETFMCY/140	€ 700,00
1540x1000÷1999	ETFMCY/160	€ 717,00
1540x2200÷2400	ETFMCY/160	€ 755,00
1540x2500÷2600	ETFMCY/160	€ 767,00
1740x1000÷1999	ETFMCY/180	€ 770,00
1740x2200÷2400	ETFMCY/180	€ 817,00
1740x2500÷2600	ETFMCY/180	€ 830,00
1940x1000÷1999	ETFMCY/200	€ 853,00
1940x2200÷2400	ETFMCY/200	€ 898,00
1940x2500÷2600	ETFMCY/200	€ 912,00
2140x1000÷1999	ETFMCY/220	€ 929,00
2140x2200÷2400	ETFMCY/220	€ 998,00
2140x2500÷2600	ETFMCY/220	€ 1.013,00
2340x1000÷1999	ETFMCY/240	€ 1.011,00
2340x2200÷2400	ETFMCY/240	€ 1.088,00
2340x2500÷2600	ETFMCY/240	€ 1.104,00

TECHNICAL

- ▶ Max door thickness 40 mm
- ▶ WARNING: door panel will protrude from the jambs so the passage size is reduced

LOGISTICS

- ▶ Telescopic single kit is supplied in 1 box
- ▶ Telescopic single pre-assembled is supplied in 2 boxes
- ▶ Production time: 15 working days

ECLISSE TELESCOPIC SINGLE

STUD WALL



STANDARD	WALL THICKNESS 180 mm			
	KIT - IP= 134 mm		PRE-ASSEMBLED - IP= 134 mm	
PASSAGE SIZE LxH mm	CODE	PRICE	CODE	PRICE
1140x2000	ETK120DA	€ 614,00	ETC120DA	€ 614,00
1140x2100	ETK120DB	€ 614,00	ETC120DB	€ 614,00
1340x2000	ETK140DA	€ 662,00	ETC140DA	€ 662,00
1340x2100	ETK140DB	€ 662,00	ETC140DB	€ 662,00
1540x2000	ETK160DA	€ 714,00	ETC160DA	€ 714,00
1540x2100	ETK160DB	€ 714,00	ETC160DB	€ 714,00
1740x2000	ETK180DA	€ 760,00	ETC180DA	€ 760,00
1740x2100	ETK180DB	€ 760,00	ETC180DB	€ 760,00
1940x2000	ETK200DA	€ 850,00	ETC200DA	€ 850,00
1940x2100	ETK200DB	€ 850,00	ETC200DB	€ 850,00
2140x2000	ETK220DA	€ 907,00	ETC220DA	€ 907,00
2140x2100	ETK220DB	€ 907,00	ETC220DB	€ 907,00
2340x2000	ETK240DA	€ 983,00	ETC240DA	€ 983,00
2340x2100	ETK240DB	€ 983,00	ETC240DB	€ 983,00

NON STANDARD	WALL THICKNESS 180 mm	
	KIT/PRE-ASSEMBLED - IP= 134 mm	
PASSAGE SIZE LxH mm	CODE	PRICE
1140x1000÷1999	ETFMC/120	€ 646,00
1140x2200÷2400	ETFMC/120	€ 677,00
1140x2500÷2600	ETFMC/120	€ 687,00
1340x1000÷1999	ETFMC/140	€ 694,00
1340x2200÷2400	ETFMC/140	€ 726,00
1340x2500÷2600	ETFMC/140	€ 737,00
1540x1000÷1999	ETFMC/160	€ 754,00
1540x2200÷2400	ETFMC/160	€ 795,00
1540x2500÷2600	ETFMC/160	€ 807,00
1740x1000÷1999	ETFMC/180	€ 810,00
1740x2200÷2400	ETFMC/180	€ 860,00
1740x2500÷2600	ETFMC/180	€ 873,00
1940x1000÷1999	ETFMC/200	€ 898,00
1940x2200÷2400	ETFMC/200	€ 945,00
1940x2500÷2600	ETFMC/200	€ 960,00
2140x1000÷1999	ETFMC/220	€ 978,00
2140x2200÷2400	ETFMC/220	€ 1.050,00
2140x2500÷2600	ETFMC/220	€ 1.066,00
2340x1000÷1999	ETFMC/240	€ 1.064,00
2340x2200÷2400	ETFMC/240	€ 1.145,00
2340x2500÷2600	ETFMC/240	€ 1.162,00

TECHNICAL

- ▶ Max door thickness 45 mm
- ▶ WARNING: door panel will protrude from the jambs so the passage size is reduced

LOGISTICS

- ▶ Telescopic single kit is supplied in 1 box
- ▶ Telescopic single pre-assembled is supplied in 2 boxes
- ▶ Production time: 15 working days

ECLISSE TELESCOPIC DOUBLE

SOLID WALL



STANDARD	WALL THICKNESS 150 mm	
	PRE-ASSEMBLED - IP= 114 mm	
PASSAGE SIZE LxH mm	CODE	PRICE
2300x2000	ETY230DA	€ 1.307,00
2300x2100	ETY230DB	€ 1.307,00
2700x2000	ETY270DA	€ 1.408,00
2700x2100	ETY270DB	€ 1.408,00
3100x2000	ETY310DA	€ 1.520,00
3100x2100	ETY310DB	€ 1.520,00
3500x2000	ETY350DA	€ 1.618,00
3500x2100	ETY350DB	€ 1.618,00
3900x2000	ETY390DA	€ 1.809,00
3900x2100	ETY390DB	€ 1.809,00
4300x2000	ETY430DA	€ 1.930,00
4300x2100	ETY430DB	€ 1.930,00
4700x2000	ETY470DA	€ 2.092,00
4700x2100	ETY470DB	€ 2.092,00

NON STANDARD	WALL THICKNESS 150 mm	
	PRE-ASSEMBLED - IP= 114 mm	
PASSAGE SIZE LxH mm	CODE	PRICE
2300x1000÷1999	ETFMY/230	€ 1.374,00
2300x2200÷2400	ETFMY/230	€ 1.440,00
2300x2500÷2600	ETFMY/230	€ 1.463,00
2700x1000÷1999	ETFMY/270	€ 1.476,00
2700x2200÷2400	ETFMY/270	€ 1.546,00
2700x2500÷2600	ETFMY/270	€ 1.569,00
3100x1000÷1999	ETFMY/310	€ 1.605,00
3100x2200÷2400	ETFMY/310	€ 1.691,00
3100x2500÷2600	ETFMY/310	€ 1.717,00
3500x1000÷1999	ETFMY/350	€ 1.725,00
3500x2200÷2400	ETFMY/350	€ 1.830,00
3500x2500÷2600	ETFMY/350	€ 1.858,00
3900x1000÷1999	ETFMY/390	€ 1.911,00
3900x2200÷2400	ETFMY/390	€ 2.012,00
3900x2500÷2600	ETFMY/390	€ 2.042,00
4300x1000÷1999	ETFMY/430	€ 2.082,00
4300x2200÷2400	ETFMY/430	€ 2.234,00
4300x2500÷2600	ETFMY/430	€ 2.268,00
4700x1000÷1999	ETFMY/470	€ 2.264,00
4700x2200÷2400	ETFMY/470	€ 2.436,00
4700x2500÷2600	ETFMY/470	€ 2.473,00

TECHNICAL

- ▶ Max door thickness 40 mm
- ▶ WARNING: door panel will protrude from the jambs so the passage size is reduced

LOGISTICS

- ▶ Supplied in 3 boxes
- ▶ Production time: 15 working days

ECLISSE TELESCOPIC DOUBLE

SOLID WALL



STANDARD	WALL THICKNESS 180 mm	
	PRE-ASSEMBLED - IP= 144 mm	
PASSAGE SIZE LxH mm	CODE	PRICE
2300x2000	ETI230DA	€ 1.376,00
2300x2100	ETI230DB	€ 1.376,00
2700x2000	ETI270DA	€ 1.482,00
2700x2100	ETI270DB	€ 1.482,00
3100x2000	ETI310DA	€ 1.599,00
3100x2100	ETI310DB	€ 1.599,00
3500x2000	ETI350DA	€ 1.704,00
3500x2100	ETI350DB	€ 1.704,00
3900x2000	ETI390DA	€ 1.904,00
3900x2100	ETI390DB	€ 1.904,00
4300x2000	ETI430DA	€ 2.031,00
4300x2100	ETI430DB	€ 2.031,00
4700x2000	ETI470DA	€ 2.202,00
4700x2100	ETI470DB	€ 2.202,00

NON STANDARD	WALL THICKNESS 180 mm	
	PRE-ASSEMBLED - IP= 144 mm	
PASSAGE SIZE LxH mm	CODE	PRICE
2300x1000÷1999	ETFM/230	€ 1.447,00
2300x2200÷2400	ETFM/230	€ 1.516,00
2300x2500÷2600	ETFM/230	€ 1.540,00
2700x1000÷1999	ETFM/270	€ 1.555,00
2700x2200÷2400	ETFM/270	€ 1.626,00
2700x2500÷2600	ETFM/270	€ 1.651,00
3100x1000÷1999	ETFM/310	€ 1.690,00
3100x2200÷2400	ETFM/310	€ 1.781,00
3100x2500÷2600	ETFM/310	€ 1.808,00
3500x1000÷1999	ETFM/350	€ 1.816,00
3500x2200÷2400	ETFM/350	€ 1.926,00
3500x2500÷2600	ETFM/350	€ 1.957,00
3900x1000÷1999	ETFM/390	€ 2.010,00
3900x2200÷2400	ETFM/390	€ 2.118,00
3900x2500÷2600	ETFM/390	€ 2.149,00
4300x1000÷1999	ETFM/430	€ 2.192,00
4300x2200÷2400	ETFM/430	€ 2.352,00
4300x2500÷2600	ETFM/430	€ 2.388,00
4700x1000÷1999	ETFM/470	€ 2.383,00
4700x2200÷2400	ETFM/470	€ 2.565,00
4700x2500÷2600	ETFM/470	€ 2.603,00

TECHNICAL

- ▶ Max door thickness 45 mm
- ▶ WARNING: door panel will protrude from the jambs so the passage size is reduced

LOGISTICS

- ▶ Supplied in 3 boxes
- ▶ Production time: 15 working days

ECLISSE TELESCOPIC DOUBLE

STUD WALL



STANDARD	WALL THICKNESS 150 mm			
	KIT - IP= 103 mm		PRE-ASSEMBLED - IP= 103 mm	
PASSAGE SIZE LxH mm	CODE	PRICE	CODE	PRICE
2300x2000	ETKY230DA	€ 1.167,00	ETCY230DA	€ 1.167,00
2300x2100	ETKY230DB	€ 1.167,00	ETCY230DB	€ 1.167,00
2700x2000	ETKY270DA	€ 1.257,00	ETCY270DA	€ 1.257,00
2700x2100	ETKY270DB	€ 1.257,00	ETCY270DB	€ 1.257,00
3100x2000	ETKY310DA	€ 1.357,00	ETCY310DA	€ 1.357,00
3100x2100	ETKY310DB	€ 1.357,00	ETCY310DB	€ 1.357,00
3500x2000	ETKY350DA	€ 1.445,00	ETCY350DA	€ 1.445,00
3500x2100	ETKY350DB	€ 1.445,00	ETCY350DB	€ 1.445,00
3900x2000	ETKY390DA	€ 1.615,00	ETCY390DA	€ 1.615,00
3900x2100	ETKY390DB	€ 1.615,00	ETCY390DB	€ 1.615,00
4300x2000	ETKY430DA	€ 1.723,00	ETCY430DA	€ 1.723,00
4300x2100	ETKY430DB	€ 1.723,00	ETCY430DB	€ 1.723,00
4700x2000	ETKY470DA	€ 1.868,00	ETCY470DA	€ 1.868,00
4700x2100	ETKY470DB	€ 1.868,00	ETCY470DB	€ 1.868,00

NON STANDARD	WALL THICKNESS 150 mm	
	KIT/PRE-ASSEMBLED - IP= 103 mm	
PASSAGE SIZE LxH mm	CODE	PRICE
2300x1000÷1999	ETFMCY/230	€ 1.227,00
2300x2200÷2400	ETFMCY/230	€ 1.286,00
2300x2500÷2600	ETFMCY/230	€ 1.306,00
2700x1000÷1999	ETFMCY/270	€ 1.318,00
2700x2200÷2400	ETFMCY/270	€ 1.380,00
2700x2500÷2600	ETFMCY/270	€ 1.401,00
3100x1000÷1999	ETFMCY/310	€ 1.433,00
3100x2200÷2400	ETFMCY/310	€ 1.510,00
3100x2500÷2600	ETFMCY/310	€ 1.533,00
3500x1000÷1999	ETFMCY/350	€ 1.540,00
3500x2200÷2400	ETFMCY/350	€ 1.634,00
3500x2500÷2600	ETFMCY/350	€ 1.659,00
3900x1000÷1999	ETFMCY/390	€ 1.706,00
3900x2200÷2400	ETFMCY/390	€ 1.796,00
3900x2500÷2600	ETFMCY/390	€ 1.823,00
4300x1000÷1999	ETFMCY/430	€ 1.859,00
4300x2200÷2400	ETFMCY/430	€ 1.995,00
4300x2500÷2600	ETFMCY/430	€ 2.025,00
4700x1000÷1999	ETFMCY/470	€ 2.021,00
4700x2200÷2400	ETFMCY/470	€ 2.175,00
4700x2500÷2600	ETFMCY/470	€ 2.208,00

TECHNICAL

- ▶ Max door thickness 40 mm
- ▶ WARNING: door panel will protrude from the jambs so the passage size is reduced

LOGISTICS

- ▶ Telescopic double kit is supplied in 2 boxes
- ▶ Telescopic double pre-assembled is supplied in 3 boxes
- ▶ Production time: 15 working days

ECLISSE TELESCOPIC DOUBLE

STUD WALL



STANDARD	WALL THICKNESS 180 mm			
	KIT - IP= 134 mm		PRE-ASSEMBLED - IP= 134 mm	
PASSAGE SIZE LxH mm	CODE	PRICE	CODE	PRICE
2300x2000	ETK230DA	€ 1.229,00	ETC230DA	€ 1.229,00
2300x2100	ETK230DB	€ 1.229,00	ETC230DB	€ 1.229,00
2700x2000	ETK270DA	€ 1.323,00	ETC270DA	€ 1.323,00
2700x2100	ETK270DB	€ 1.323,00	ETC270DB	€ 1.323,00
3100x2000	ETK310DA	€ 1.428,00	ETC310DA	€ 1.428,00
3100x2100	ETK310DB	€ 1.428,00	ETC310DB	€ 1.428,00
3500x2000	ETK350DA	€ 1.521,00	ETC350DA	€ 1.521,00
3500x2100	ETK350DB	€ 1.521,00	ETC350DB	€ 1.521,00
3900x2000	ETK390DA	€ 1.700,00	ETC390DA	€ 1.700,00
3900x2100	ETK390DB	€ 1.700,00	ETC390DB	€ 1.700,00
4300x2000	ETK430DA	€ 1.813,00	ETC430DA	€ 1.813,00
4300x2100	ETK430DB	€ 1.813,00	ETC430DB	€ 1.813,00
4700x2000	ETK470DA	€ 1.966,00	ETC470DA	€ 1.966,00
4700x2100	ETK470DB	€ 1.966,00	ETC470DB	€ 1.966,00

NON STANDARD	WALL THICKNESS 180 mm	
	KIT/PRE-ASSEMBLED - IP= 134 mm	
PASSAGE SIZE LxH mm	CODE	PRICE
2300x1000÷1999	ETFMC/230	€ 1.292,00
2300x2200÷2400	ETFMC/230	€ 1.354,00
2300x2500÷2600	ETFMC/230	€ 1.375,00
2700x1000÷1999	ETFMC/270	€ 1.388,00
2700x2200÷2400	ETFMC/270	€ 1.452,00
2700x2500÷2600	ETFMC/270	€ 1.474,00
3100x1000÷1999	ETFMC/310	€ 1.509,00
3100x2200÷2400	ETFMC/310	€ 1.590,00
3100x2500÷2600	ETFMC/310	€ 1.614,00
3500x1000÷1999	ETFMC/350	€ 1.621,00
3500x2200÷2400	ETFMC/350	€ 1.720,00
3500x2500÷2600	ETFMC/350	€ 1.747,00
3900x1000÷1999	ETFMC/390	€ 1.795,00
3900x2200÷2400	ETFMC/390	€ 1.891,00
3900x2500÷2600	ETFMC/390	€ 1.919,00
4300x1000÷1999	ETFMC/430	€ 1.957,00
4300x2200÷2400	ETFMC/430	€ 2.100,00
4300x2500÷2600	ETFMC/430	€ 2.132,00
4700x1000÷1999	ETFMC/470	€ 2.128,00
4700x2200÷2400	ETFMC/470	€ 2.290,00
4700x2500÷2600	ETFMC/470	€ 2.324,00

TECHNICAL

- ▶ Max door thickness 45 mm
- ▶ WARNING: door panel will protrude from the jambs so the passage size is reduced

LOGISTICS

- ▶ Telescopic double kit is supplied in 2 boxes
- ▶ Telescopic double pre-assembled is supplied in 3 boxes
- ▶ Production time: 15 working days

ECLISSE CIRCULAR SINGLE

SOLID WALL



STANDARD	WALL THICKNESS 125 mm			
	PRE-ASSEMBLED - IP= 72 mm			
	LEFT		RIGHT	
PASSAGE SIZE LxH mm	CODE	PRICE	CODE	PRICE
600x2000	ECRI060SA__S	€ 1.426,00	ECRI060SA__D	€ 1.426,00
600x2100	ECRI060SB__S	€ 1.426,00	ECRI060SB__D	€ 1.426,00
700x2000	ECRI070SA__S	€ 1.426,00	ECRI070SA__D	€ 1.426,00
700x2100	ECRI070SB__S	€ 1.426,00	ECRI070SB__D	€ 1.426,00
800x2000	ECRI080SA__S	€ 1.487,00	ECRI080SA__D	€ 1.487,00
800x2100	ECRI080SB__S	€ 1.487,00	ECRI080SB__D	€ 1.487,00
900x2000	ECRI090SA__S	€ 1.550,00	ECRI090SA__D	€ 1.550,00
900x2100	ECRI090SB__S	€ 1.550,00	ECRI090SB__D	€ 1.550,00
1000x2000	ECRI100SA__S	€ 1.612,00	ECRI100SA__D	€ 1.612,00
1000x2100	ECRI100SB__S	€ 1.612,00	ECRI100SB__D	€ 1.612,00

NON STANDARD	WALL THICKNESS 125 mm			
	PRE-ASSEMBLED - IP= 72 mm			
	LEFT		RIGHT	
PASSAGE SIZE LxH mm	CODE	PRICE	CODE	PRICE
600x1000÷1999	EIFMCR/60__S	€ 1.649,00	EIFMCR/60__D	€ 1.649,00
600x2200÷2400	EIFMCR/60__S	€ 1.873,00	EIFMCR/60__D	€ 1.873,00
600x2500÷2600	EIFMCR/60__S	€ 1.901,00	EIFMCR/60__D	€ 1.901,00
700x1000÷1999	EIFMCR/70__S	€ 1.649,00	EIFMCR/70__D	€ 1.649,00
700x2200÷2400	EIFMCR/70__S	€ 1.873,00	EIFMCR/70__D	€ 1.873,00
700x2500÷2600	EIFMCR/70__S	€ 1.901,00	EIFMCR/70__D	€ 1.901,00
800x1000÷1999	EIFMCR/80__S	€ 1.720,00	EIFMCR/80__D	€ 1.720,00
800x2200÷2400	EIFMCR/80__S	€ 1.954,00	EIFMCR/80__D	€ 1.954,00
800x2500÷2600	EIFMCR/80__S	€ 1.984,00	EIFMCR/80__D	€ 1.984,00
900x1000÷1999	EIFMCR/90__S	€ 1.792,00	EIFMCR/90__D	€ 1.792,00
900x2200÷2400	EIFMCR/90__S	€ 2.035,00	EIFMCR/90__D	€ 2.035,00
900x2500÷2600	EIFMCR/90__S	€ 2.066,00	EIFMCR/90__D	€ 2.066,00
1000x1000÷1999	EIFMCR/100__S	€ 1.864,00	EIFMCR/100__D	€ 1.864,00
1000x2200÷2400	EIFMCR/100__S	€ 2.117,00	EIFMCR/100__D	€ 2.117,00
1000x2500÷2600	EIFMCR/100__S	€ 2.149,00	EIFMCR/100__D	€ 2.149,00
1100x1000÷1999	EIFMCR/110__S	€ 1.952,00	EIFMCR/110__D	€ 1.952,00
1100x2000÷2100	EIFMCR/110__S	€ 2.246,00	EIFMCR/110__D	€ 2.246,00
1100x2200÷2400	EIFMCR/110__S	€ 2.279,00	EIFMCR/110__D	€ 2.279,00
1100x2500÷2600	EIFMCR/110__S	€ 2.314,00	EIFMCR/110__D	€ 2.314,00
1200x1000÷1999	EIFMCR/120__S	€ 1.952,00	EIFMCR/120__D	€ 1.952,00
1200x2000÷2100	EIFMCR/120__S	€ 2.246,00	EIFMCR/120__D	€ 2.246,00
1200x2200÷2400	EIFMCR/120__S	€ 2.279,00	EIFMCR/120__D	€ 2.279,00
1200x2500÷2600	EIFMCR/120__S	€ 2.314,00	EIFMCR/120__D	€ 2.314,00

TECHNICAL

- ▶ WARNING: to define the Radius in the code please insert the following where you see (__): **10**=R. 1000; **12**=R. 1200; **13**=R. 1300; **15**=R. 1500; **17**=R. 1700; **18**=R. 1800; **20**=R. 2000 (i.e.: the code for a frame 600x2000 R. 1000 is: ECRI060SA10S)
- ▶ Specify the opening direction (**left** or **right**)
- ▶ Radius: min. 1000 mm
- ▶ Other radius = additional +34% to the above prices
- ▶ Production with customized dimensions (for prices see superior size)

LOGISTICS

- ▶ Standard frames with passage width up to 900 mm are supplied in 1 box; over 1000 mm: 2 boxes
- ▶ Production time: 30 working days

ECLISSE CIRCULAR SINGLE

STUD WALL



STANDARD	WALL THICKNESS 125 mm			
	PRE-ASSEMBLED - IP= 72 mm			
	LEFT		RIGHT	
PASSAGE SIZE LxH mm	CODE	PRICE	CODE	PRICE
600x2000	ECRK060SA__S	€ 1.426,00	ECRK060SA__D	€ 1.426,00
600x2100	ECRK060SB__S	€ 1.426,00	ECRK060SB__D	€ 1.426,00
700x2000	ECRK070SA__S	€ 1.426,00	ECRK070SA__D	€ 1.426,00
700x2100	ECRK070SB__S	€ 1.426,00	ECRK070SB__D	€ 1.426,00
800x2000	ECRK080SA__S	€ 1.487,00	ECRK080SA__D	€ 1.487,00
800x2100	ECRK080SB__S	€ 1.487,00	ECRK080SB__D	€ 1.487,00
900x2000	ECRK090SA__S	€ 1.550,00	ECRK090SA__D	€ 1.550,00
900x2100	ECRK090SB__S	€ 1.550,00	ECRK090SB__D	€ 1.550,00
1000x2000	ECRK100SA__S	€ 1.612,00	ECRK100SA__D	€ 1.612,00
1000x2100	ECRK100SB__S	€ 1.612,00	ECRK100SB__D	€ 1.612,00

NON STANDARD	WALL THICKNESS 125 mm			
	PRE-ASSEMBLED - IP= 72 mm			
	LEFT		RIGHT	
PASSAGE SIZE LxH mm	CODE	PRICE	CODE	PRICE
600x1000÷1999	EKFMCR/60__S	€ 1.649,00	EKFMCR/60__D	€ 1.649,00
600x2200÷2400	EKFMCR/60__S	€ 1.873,00	EKFMCR/60__D	€ 1.873,00
600x2500÷2600	EKFMCR/60__S	€ 1.901,00	EKFMCR/60__D	€ 1.901,00
700x1000÷1999	EKFMCR/70__S	€ 1.649,00	EKFMCR/70__D	€ 1.649,00
700x2200÷2400	EKFMCR/70__S	€ 1.873,00	EKFMCR/70__D	€ 1.873,00
700x2500÷2600	EKFMCR/70__S	€ 1.901,00	EKFMCR/70__D	€ 1.901,00
800x1000÷1999	EKFMCR/80__S	€ 1.720,00	EKFMCR/80__D	€ 1.720,00
800x2200÷2400	EKFMCR/80__S	€ 1.954,00	EKFMCR/80__D	€ 1.954,00
800x2500÷2600	EKFMCR/80__S	€ 1.984,00	EKFMCR/80__D	€ 1.984,00
900x1000÷1999	EKFMCR/90__S	€ 1.792,00	EKFMCR/90__D	€ 1.792,00
900x2200÷2400	EKFMCR/90__S	€ 2.035,00	EKFMCR/90__D	€ 2.035,00
900x2500÷2600	EKFMCR/90__S	€ 2.066,00	EKFMCR/90__D	€ 2.066,00
1000x1000÷1999	EKFMCR/100__S	€ 1.864,00	EKFMCR/100__D	€ 1.864,00
1000x2200÷2400	EKFMCR/100__S	€ 2.117,00	EKFMCR/100__D	€ 2.117,00
1000x2500÷2600	EKFMCR/100__S	€ 2.149,00	EKFMCR/100__D	€ 2.149,00
1100x1000÷1999	EKFMCR/110__S	€ 1.952,00	EKFMCR/110__D	€ 1.952,00
1100x2000÷2100	EKFMCR/110__S	€ 2.246,00	EKFMCR/110__D	€ 2.246,00
1100x2200÷2400	EKFMCR/110__S	€ 2.279,00	EKFMCR/110__D	€ 2.279,00
1100x2500÷2600	EKFMCR/110__S	€ 2.314,00	EKFMCR/110__D	€ 2.314,00
1200x1000÷1999	EKFMCR/120__S	€ 1.952,00	EKFMCR/120__D	€ 1.952,00
1200x2000÷2100	EKFMCR/120__S	€ 2.246,00	EKFMCR/120__D	€ 2.246,00
1200x2200÷2400	EKFMCR/120__S	€ 2.279,00	EKFMCR/120__D	€ 2.279,00
1200x2500÷2600	EKFMCR/120__S	€ 2.314,00	EKFMCR/120__D	€ 2.314,00

TECHNICAL

- ▶ **WARNING:** to define the Radius in the code please insert the following where you see (__): **10**=R. 1000; **12**=R. 1200; **13**=R. 1300; **15**=R. 1500; **17**=R. 1700; **18**=R. 1800; **20**=R. 2000 (I.e.: the code for a frame 600x2000 R. 1000 is: ECR1060SA10D)
- ▶ Specify the opening direction (**left** or **right**)
- ▶ Radius: min. 1000 mm
- ▶ Other radius = additional +34% to the above prices
- ▶ Production with customized dimensions (for prices see superior size)

LOGISTICS

- ▶ Standard frames with passage width up to 900 mm are supplied in 1 box; over 1000 mm: 2 boxes
- ▶ Production time: 30 working days

ECLISSE CIRCULAR DOUBLE

SOLID WALL



STANDARD	WALL THICKNESS 125 mm	
	PRE-ASSEMBLED - IP= 72 mm	
PASSAGE SIZE LxH mm	CODE	PRICE
600+600x2000	ECRI060DA_ _	€ 2.852,00
600+600x2100	ECRI060DB_ _	€ 2.852,00
700+700x2000	ECRI070DA_ _	€ 2.852,00
700+700x2100	ECRI070DB_ _	€ 2.852,00
800+800x2000	ECRI080DA_ _	€ 2.976,00
800+800x2100	ECRI080DB_ _	€ 2.976,00
900+900x2000	ECRI090DA_ _	€ 3.099,00
900+900x2100	ECRI090DB_ _	€ 3.099,00
1000+1000x2000	ECRI100DA_ _	€ 3.223,00
1000+1000x2100	ECRI100DB_ _	€ 3.223,00

NON STANDARD	WALL THICKNESS 125 mm	
	PRE-ASSEMBLED - IP= 72 mm	
PASSAGE SIZE LxH mm	CODE	PRICE
600+600x1000÷1999	EIFMCRD/60_ _	€ 3.298,00
600+600x2200÷2400	EIFMCRD/60_ _	€ 3.744,00
600+600x2500÷2600	EIFMCRD/60_ _	€ 3.801,00
700+700x1000÷1999	EIFMCRD/70_ _	€ 3.298,00
700+700x2200÷2400	EIFMCRD/70_ _	€ 3.744,00
700+700x2500÷2600	EIFMCRD/70_ _	€ 3.801,00
800+800x1000÷1999	EIFMCRD/80_ _	€ 3.442,00
800+800x2200÷2400	EIFMCRD/80_ _	€ 3.908,00
800+800x2500÷2600	EIFMCRD/80_ _	€ 3.967,00
900+900x1000÷1999	EIFMCRD/90_ _	€ 3.585,00
900+900x2200÷2400	EIFMCRD/90_ _	€ 4.070,00
900+900x2500÷2600	EIFMCRD/90_ _	€ 4.132,00
1000+1000x1000+1999	EIFMCRD/100_ _	€ 3.728,00
1000+1000x2200÷2400	EIFMCRD/100_ _	€ 4.232,00
1000+1000x2500÷2600	EIFMCRD/100_ _	€ 4.297,00
1100+1100x1000÷1999	EIFMCRD/110_ _	€ 3.903,00
1100+1100x2000÷2100	EIFMCRD/110_ _	€ 4.491,00
1100+1100x2200÷2400	EIFMCRD/110_ _	€ 4.560,00
1100+1100x2500÷2600	EIFMCRD/110_ _	€ 4.629,00
1200+1200x1000÷1999	EIFMCRD/120_ _	€ 3.903,00
1200+1200x2000÷2100	EIFMCRD/120_ _	€ 4.491,00
1200+1200x2200÷2400	EIFMCRD/120_ _	€ 4.560,00
1200+1200x2500÷2600	EIFMCRD/120_ _	€ 4.629,00

TECHNICAL

- ▶ WARNING: to define the Radius in the code please insert the following where you see (_): **10**=R. 1000; **12**=R. 1200; **13**=R. 1300; **15**=R. 1500; **17**=R. 1700; **18**=R. 1800; **20**=R. 2000 (I.e.: the code for a frame 600x2000 R. 1000 is: ECRI060DA**10**)
- ▶ Radius: min. 1000 mm
- ▶ Other radius = additional +34% to the above prices
- ▶ Production with customized dimensions (for prices see superior size)

LOGISTICS

- ▶ Supplied in 4 boxes
- ▶ Production time: 30 working days

ECLISSE CIRCULAR DOUBLE

STUD WALL



STANDARD	WALL THICKNESS 125 mm	
	PRE-ASSEMBLED - IP= 72 mm	
PASSAGE SIZE LxH mm	CODE	PRICE
600+600x2000	ECRK060DA__	€ 2.852,00
600+600x2100	ECRK060DB__	€ 2.852,00
700+700x2000	ECRK070DA__	€ 2.852,00
700+700x2100	ECRK070DB__	€ 2.852,00
800+800x2000	ECRK080DA__	€ 2.976,00
800+800x2100	ECRK080DB__	€ 2.976,00
900+900x2000	ECRK090DA__	€ 3.099,00
900+900x2100	ECRK090DB__	€ 3.099,00
1000+1000x2000	ECRK100DA__	€ 3.223,00
1000+1000x2100	ECRK100DB__	€ 3.223,00

NON STANDARD	WALL THICKNESS 125 mm	
	PRE-ASSEMBLED - IP= 72 mm	
PASSAGE SIZE LxH mm	CODE	PRICE
600+600x1000÷1999	EKFMCRD/60__	€ 3.298,00
600+600x2200÷2400	EKFMCRD/60__	€ 3.744,00
600+600x2500÷2600	EKFMCRD/60__	€ 3.801,00
700+700x1000÷1999	EKFMCRD/70__	€ 3.298,00
700+700x2200÷2400	EKFMCRD/70__	€ 3.744,00
700+700x2500÷2600	EKFMCRD/70__	€ 3.801,00
800+800x1000÷1999	EKFMCRD/80__	€ 3.442,00
800+800x2200÷2400	EKFMCRD/80__	€ 3.908,00
800+800x2500÷2600	EKFMCRD/80__	€ 3.967,00
900+900x1000÷1999	EKFMCRD/90__	€ 3.585,00
900+900x2200÷2400	EKFMCRD/90__	€ 4.070,00
900+900x2500÷2600	EKFMCRD/90__	€ 4.132,00
1000+1000x1000÷1999	EKFMCRD/100__	€ 3.728,00
1000+1000x2200÷2400	EKFMCRD/100__	€ 4.232,00
1000+1000x2500÷2600	EKFMCRD/100__	€ 4.297,00
1100+1100x1000÷1999	EKFMCRD/110__	€ 3.903,00
1100+1100x2000÷2100	EKFMCRD/110__	€ 4.491,00
1100+1100x2200÷2400	EKFMCRD/110__	€ 4.560,00
1100+1100x2500÷2600	EKFMCRD/110__	€ 4.629,00
1200+1200x1000÷1999	EKFMCRD/120__	€ 3.903,00
1200+1200x2000÷2100	EKFMCRD/120__	€ 4.491,00
1200+1200x2200÷2400	EKFMCRD/120__	€ 4.560,00
1200+1200x2500÷2600	EKFMCRD/120__	€ 4.629,00

TECHNICAL

- ▶ **WARNING:** to define the Radius in the code please insert the following where you see (__): **10**=R. 1000; **12**=R. 1200; **13**=R. 1300; **15**=R. 1500; **17**=R. 1700; **18**=R. 1800; **20**=R. 2000 (I.e.: the code for a frame 600x2000 R. 1000 is: ECRIO60DA10)
- ▶ Radius: min. 1000 mm
- ▶ Other radius = additional +34% to the above prices
- ▶ Production with customized dimensions (for prices see superior size)

LOGISTICS

- ▶ Supplied in 4 boxes
- ▶ Production time: 30 working days

ECLISSE UNILATERAL

SOLID WALL



STANDARD	WALL THICKNESS 200 mm	
	PRE-ASSEMBLED - IP= 72 mm	
PASSAGE SIZE LxH mm	CODE	PRICE
600+600x2000	EUI060DA_	€ 841,00
600+600x2100	EUI060DB_	€ 841,00
700+700x2000	EUI070DA_	€ 955,00
700+700x2100	EUI070DB_	€ 955,00
800+800x2000	EUI080DA_	€ 997,00
800+800x2100	EUI080DB_	€ 997,00
900+900x2000	EUI090DA_	€ 1.042,00
900+900x2100	EUI090DB_	€ 1.042,00
1000+1000x2000	EUI100DA_	€ 1.116,00
1000+1000x2100	EUI100DB_	€ 1.116,00

NON STANDARD	WALL THICKNESS 200 mm	
	PRE-ASSEMBLED - IP= 72 mm	
PASSAGE SIZE LxH mm	CODE	PRICE
600+600x1000÷1999	EUFM/60_	€ 878,00
600+600x2200÷2400	EUFM/60_	€ 916,00
600+600x2500÷2600	EUFM/60_	€ 930,00
700+700x1000÷1999	EUFM/70_	€ 878,00
700+700x2200÷2400	EUFM/70_	€ 916,00
700+700x2500÷2600	EUFM/70_	€ 1.023,00
800+800x1000÷1999	EUFM/80_	€ 1.044,00
800+800x2200÷2400	EUFM/80_	€ 1.081,00
800+800x2500÷2600	EUFM/80_	€ 1.098,00
900+900x1000÷1999	EUFM/90_	€ 1.092,00
900+900x2200÷2400	EUFM/90_	€ 1.142,00
900+900x2500÷2600	EUFM/90_	€ 1.160,00
1000+1000x1000÷1999	EUFM/100_	€ 1.175,00
1000+1000x2200÷2400	EUFM/100_	€ 1.234,00
1000+1000x2500÷2600	EUFM/100_	€ 1.253,00

DOOR OPENING SCHEME

- ▶ When ordering, please specify the opening direction: **A** or **B** (i.e.: 600+600x2000 solid wall with opening side A = Code: EUI060DAA)



TECHNICAL

- ▶ Production with customized dimensions (for prices see superior size)

LOGISTICS

- ▶ Supplied in 1 box
- ▶ Production time: 15 working days

ECLISSE UNILATERAL

STUD WALL



STANDARD	WALL THICKNESS 175 mm	
	PRE-ASSEMBLED - IP= 54 mm	
PASSAGE SIZE LxH mm	CODE	PRICE
600+600x2000	EUC060DA_	€ 751,00
600+600x2100	EUC060DB_	€ 751,00
700+700x2000	EUC070DA_	€ 853,00
700+700x2100	EUC070DB_	€ 853,00
800+800x2000	EUC080DA_	€ 890,00
800+800x2100	EUC080DB_	€ 890,00
900+900x2000	EUC090DA_	€ 930,00
900+900x2100	EUC090DB_	€ 930,00
1000+1000x2000	EUC100DA_	€ 996,00
1000+1000x2100	EUC100DB_	€ 996,00

NON STANDARD	WALL THICKNESS 175 mm	
	PRE-ASSEMBLED - IP= 54 mm	
PASSAGE SIZE LxH mm	CODE	PRICE
600+600x1000÷1999	EUFMC/60_	€ 784,00
600+600x2200÷2400	EUFMC/60_	€ 818,00
600+600x2500÷2600	EUFMC/60_	€ 830,00
700+700x1000÷1999	EUFMC/70_	€ 784,00
700+700x2200÷2400	EUFMC/70_	€ 818,00
700+700x2500÷2600	EUFMC/70_	€ 913,00
800+800x1000÷1999	EUFMC/80_	€ 932,00
800+800x2200÷2400	EUFMC/80_	€ 965,00
800+800x2500÷2600	EUFMC/80_	€ 980,00
900+900x1000÷1999	EUFMC/90_	€ 975,00
900+900x2200÷2400	EUFMC/90_	€ 1.020,00
900+900x2500÷2600	EUFMC/90_	€ 1.036,00
1000+1000x1000÷1999	EUFMC/100_	€ 1.049,00
1000+1000x2200÷2400	EUFMC/100_	€ 1.102,00
1000+1000x2500÷2600	EUFMC/100_	€ 1.119,00

DOOR OPENING SCHEME

- ▶ When ordering, please specify the opening direction: **A** or **B** (i.e.: 600+600x2000 solid wall with opening side A = Code: EUC060DAA)



TECHNICAL

- ▶ Production with customized dimensions (for prices see superior size)
- ▶ **IMPORTANT:** when using a pocket door with internal dims of 54 mm max door thickness 40 mm (including eventual glazing beads)

LOGISTICS

- ▶ Supplied in 1 box
- ▶ Production time: 15 working days

ECLISSE NOVANTA

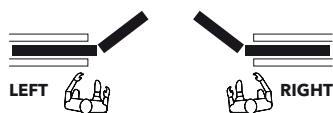


SOLID WALL

STANDARD	WALL THICKNESS 108 mm	
	PRE-ASSEMBLED - IP= 72 mm	
PASSAGE SIZE LxH mm	CODE	PRICE
600x2000	ENI060SA	€ 372,00
600x2100	ENI060SB	€ 372,00
700x2000	ENI070SA	€ 372,00
700x2100	ENI070SB	€ 372,00
800x2000	ENI080SA	€ 396,00
800x2100	ENI080SB	€ 396,00
900x2000	ENI090SA	€ 421,00
900x2100	ENI090SB	€ 421,00
1000x2000	ENI100SA	€ 463,00
1000x2100	ENI100SB	€ 463,00
1100x2000	ENI110SA	€ 545,00
1100x2100	ENI110SB	€ 545,00
1200x2000	ENI120SA	€ 545,00
1200x2100	ENI120SB	€ 545,00

DOOR OPENING SCHEME

- ▶ When ordering the door panel, please specify the opening direction (left or right)



TECHNICAL

- ▶ For solid wall version it is possible to produce frames with finished wall thickness of 90 mm at the same price as finished wall thickness of 108 mm
- ▶ For solid wall version it is possible to produce frames with finished wall thickness 125/150 mm with a 25% extra charge on the above prices

LOGISTICS

- ▶ Frames with passage width up to 1100 mm are supplied in 1 box; over 1100 mm: 2 boxes
- ▶ Production time: 15 working days

ECLISSE NOVANTA

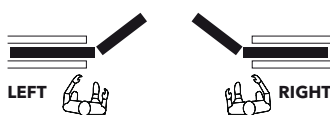
STUD WALL



STANDARD	WALL THICKNESS 100 mm		WALL THICKNESS 125 mm	
	PRE-ASSEMBLED - IP= 54 mm		PRE-ASSEMBLED - IP= 79 mm	
PASSAGE SIZE LxH mm	CODE	PRICE	CODE	PRICE
600x2000	ENCA060SA	€ 349,00	ENCB060SA	€ 349,00
600x2100	ENCA060SB	€ 349,00	ENCB060SB	€ 349,00
700x2000	ENCA070SA	€ 349,00	ENCB070SA	€ 349,00
700x2100	ENCA070SB	€ 349,00	ENCB070SB	€ 349,00
800x2000	ENCA080SA	€ 372,00	ENCB080SA	€ 372,00
800x2100	ENCA080SB	€ 372,00	ENCB080SB	€ 372,00
900x2000	ENCA090SA	€ 395,00	ENCB090SA	€ 395,00
900x2100	ENCA090SB	€ 395,00	ENCB090SB	€ 395,00
1000x2000	ENCA100SA	€ 434,00	ENCB100SA	€ 434,00
1000x2100	ENCA100SB	€ 434,00	ENCB100SB	€ 434,00
1100x2000	ENCA110SA	€ 511,00	ENCB110SA	€ 511,00
1100x2100	ENCA110SB	€ 511,00	ENCB110SB	€ 511,00
1200x2000	ENCA120SA	€ 511,00	ENCB120SA	€ 511,00
1200x2100	ENCA120SB	€ 511,00	ENCB120SB	€ 511,00

DOOR OPENING SCHEME

- ▶ When ordering the door panel, please specify the opening direction (left or right)



TECHNICAL

- ▶ **IMPORTANT:** when using a pocket door with internal dims of 54 mm max door thickness is 40 mm (including eventual glazing beads)

LOGISTICS

- ▶ Frames with passage width up to 1100 mm are supplied in 1 box; over 1100 mm: 2 boxes
- ▶ Production time: 15 working days

ECLISSE ACOUSTIC

ECLISSE SINGLE - LUCE SINGLE - EWOLUTO SINGLE

KIT: untreated walnut tanganyika sliding door with lock hole and milling for the weatherstrips and bumps, telescopic jambs and architraves ready for the gaskets and related weatherstrips, gaskets and bumps

ACOUSTIC DOOR	TANGANYIKA WALNUT			
	600		700	
PASSAGE SIZE LxH mm	CODE	PRICE	CODE	PRICE
2000	EAP06002000G	€ 738,00	EAP07002000G	€ 786,00
2100	EAP06002100G	€ 754,00	EAP07002100G	€ 805,00
2200	EAP06002200G	€ 776,00	EAP07002200G	€ 830,00
2300	EAP06002300G	€ 793,00	EAP07002300G	€ 846,00
2400	EAP06002400G	€ 809,00	EAP07002400G	€ 867,00

ACOUSTIC GASKETS AND BUMPS - WHITE								
PASSAGE SIZE LxH mm	600÷700		700÷800		800÷900		900÷1000	
HEIGHT mm	CODE	PRICE	CODE	PRICE	CODE	PRICE	CODE	PRICE
2000÷2100	EAK0721B	€ 227,00	EAK0821B	€ 227,00	EAK0921B	€ 230,00	EAK1021B	€ 234,00
2150÷2400	EAK0727B	€ 246,00	EAK0827B	€ 246,00	EAK0927B	€ 249,00	EAK1027B	€ 252,00

ACOUSTIC GASKETS AND BUMPS - BLACK								
PASSAGE SIZE LxH mm	600÷700		700÷800		800÷900		900÷1000	
HEIGHT mm	CODE	PRICE	CODE	PRICE	CODE	PRICE	CODE	PRICE
2000÷2100	EAK0721N	€ 227,00	EAK0821N	€ 227,00	EAK0921N	€ 230,00	EAK1021N	€ 234,00
2150÷2400	EAK0727N	€ 246,00	EAK0827N	€ 246,00	EAK0927N	€ 249,00	EAK1027N	€ 252,00

TECHNICAL

- ▶ For lacquered RAL colours: +35% on the above prices for doors and jambs & architraves
- ▶ Compatible with ECLISSE UNICO for solid and stud wall Thk. 108/125/150 mm and ECLISSE LUCE & EWOLUTO Thk. 150 mm
- ▶ For H less than 2000 mm, same price as H=2000 mm

LOGISTICS

- ▶ Door Panel: 1 box; Jambs and Architraves: 2 boxes; Acoustic gaskets: 2 boxes
- ▶ Production time: 40 working days

ECLISSE ACOUSTIC

ECLISSE SINGLE - LUCE SINGLE - EWOLUTO SINGLE

KIT: untreated walnut tanganyika sliding door with lock hole and milling for the weatherstrips and bumps, telescopic jambs and architraves ready for the gaskets and related weatherstrips, gaskets and bumps

TANGANYIKA WALNUT						
800		900		1000		
CODE	PRICE	CODE	PRICE	CODE	PRICE	
EAP08002000G	€ 835,00	EAP09002000G	€ 847,00	EAP10002000G	€ 935,00	
EAP08002100G	€ 860,00	EAP09002100G	€ 910,00	EAP10002100G	€ 958,00	
EAP08002200G	€ 883,00	EAP09002200G	€ 935,00	EAP10002200G	€ 982,00	
EAP08002300G	€ 903,00	EAP09002300G	€ 957,00	EAP10002300G	€ 1.016,00	
EAP08002400G	€ 924,00	EAP09002400G	€ 983,00	EAP10002400G	€ 1.049,00	

ACOUSTIC JAMBS AND ARCHITRAVES						
FINISHED WALL THICKNESS	108		125		150	
HEIGHT mm	CODE	PRICE	CODE	PRICE	CODE	PRICE
2000÷2100	EAST108AG	€ 241,00	EAST125AG	€ 316,00	EAST150AG	€ 468,00
2150÷2400	EAST108BG	€ 354,00	EAST125BG	€ 421,00	EAST150BG	€ 687,00

TECHNICAL

- ▶ For lacquered RAL colours: +35% on the above prices for doors and jambs & architraves
- ▶ Compatible with ECLISSE UNICO for solid and stud wall Thk. 108/125/150 mm and ECLISSE LUCE & EWOLUTO Thk. 150 mm
- ▶ For H less than 2000 mm, same price as H=2000 mm

LOGISTICS

- ▶ Door Panel: 1 box; Jambs and Architraves: 2 boxes; Acoustic gaskets: 2 boxes
- ▶ Production time: 40 working days

ECLISSE **SYNTESIS FLUSH COLLECTION**

WITHOUT JAMBS AND ARCHITRAVES



ECLISSE
SYNTESIS LINE SINGLE
Flush sliding pocket door system for
single door without jambs and architraves

72



ECLISSE
SYNTESIS LINE DOUBLE
Flush sliding pocket door system
for double door without jambs and
architraves

80



ECLISSE
SYNTESIS LUCE SINGLE
Wiring-ready flush sliding pocket door
system for single door without jambs and
architraves

88



ECLISSE
SYNTESIS LUCE DOUBLE
Wiring-ready flush sliding pocket door
system for double door without jambs
and architraves

90



ECLISSE
**SYNTESIS LINE
BATTENTE**
Flush to the wall single hinged
door frame

92



ECLISSE
**SYNTESIS LINE
BATTENTE DOUBLE**
Flush to the wall double hinged
door frame


94



ECLISSE
**SYNTESIS LINE
BATTENTE 50**

Flush to the wall single hinged
door frame - 50 mm thick door panel

96



ECLISSE **SYNTESIS LINE**,
ECLISSE **SYNTESIS LUCE** and
ECLISSE **SYNTESIS LINE BATTENTE -
ACOUSTIC KIT**

Soundproofing flush solution

98



ECLISSE
SYNTESIS AREO

Flush access panels, openings and flap

101



ECLISSE
SYNTESIS TECH

Flush service compartments

103



ECLISSE
MIMESI
Aluminium profiles

105



BASEBOARD
Flush to the wall baseboard profile

213

ECLISSE SYNTESIS LINE

SOLID WALL



STANDARD	WALL THICKNESS 108 mm		WALL THICKNESS 125 mm		WALL THICKNESS 150 mm	
	PRE-ASSEMBLED - IP= 54 mm					
PASSAGE SIZE A x H mm	CODE	PRICE	CODE	PRICE	CODE	PRICE
600x2000	ES2LI060SA	€ 634,00	ES2LX060SA	€ 710,00	ES2LY060SA	€ 795,00
600x2100	ES2LI060SB	€ 634,00	ES2LX060SB	€ 710,00	ES2LY060SB	€ 795,00
700x2000	ES2LI070SA	€ 634,00	ES2LX070SA	€ 710,00	ES2LY070SA	€ 795,00
700x2100	ES2LI070SB	€ 634,00	ES2LX070SB	€ 710,00	ES2LY070SB	€ 795,00
800x2000	ES2LI080SA	€ 634,00	ES2LX080SA	€ 710,00	ES2LY080SA	€ 795,00
800x2100	ES2LI080SB	€ 634,00	ES2LX080SB	€ 710,00	ES2LY080SB	€ 795,00
900x2000	ES2LI090SA	€ 687,00	ES2LX090SA	€ 769,00	ES2LY090SA	€ 861,00
900x2100	ES2LI090SB	€ 687,00	ES2LX090SB	€ 769,00	ES2LY090SB	€ 861,00
1000x2000	ES2LI100SA	€ 739,00	ES2LX100SA	€ 828,00	ES2LY100SA	€ 928,00
1000x2100	ES2LI100SB	€ 739,00	ES2LX100SB	€ 828,00	ES2LY100SB	€ 928,00
1100x2000	--	--	ES2LX110SA	€ 986,00	ES2LY110SA	€ 1.104,00
1100x2100	--	--	ES2LX110SB	€ 986,00	ES2LY110SB	€ 1.104,00
1200x2000	--	--	ES2LX120SA	€ 986,00	ES2LY120SA	€ 1.104,00
1200x2100	--	--	ES2LX120SB	€ 986,00	ES2LY120SB	€ 1.104,00
1300x2000	--	--	ES2LX130SA	€ 1.035,00	ES2LY130SA	€ 1.159,00
1300x2100	--	--	ES2LX130SB	€ 1.035,00	ES2LY130SB	€ 1.159,00

TECHNICAL

- ▶ IMPORTANT: when using a pocket door with internal dims of 54 mm max door thickness 40 mm (including eventual glazing beads)
- ▶ Production with customized dimensions (for prices see superior size)
- ▶ Passage width is reduced by 7 mm
- ▶ Possibility to have the system for 150 kg = additional +5% to the above price

LOGISTICS

- ▶ Frames with passage width up to 1000 mm are supplied in 1 box; over 1000 mm: 2 boxes
- ▶ Production time: 15 working days

ECLISSE SYNTESIS LINE

SOLID WALL

NON STANDARD	WALL THICKNESS 108 mm		WALL THICKNESS 125 mm		WALL THICKNESS 150 mm	
	PRE-ASSEMBLED - IP= 54 mm					
PASSAGE SIZE AxH mm	CODE	PRICE	CODE	PRICE	CODE	PRICE
600x1000÷1999	ES2LIFM/60	€ 723,00	ES2LXFM/60	€ 809,00	ES2LYFM/60	€ 906,00
600x2200÷2400	ES2LIFM/60	€ 811,00	ES2LXFM/60	€ 908,00	ES2LYFM/60	€ 1.017,00
600x2500÷2600	ES2LIFM/60	€ 824,00	ES2LXFM/60	€ 922,00	ES2LYFM/60	€ 1.034,00
600x2700	--	--	ES2LXFM/60	€ 922,00	ES2LYFM/60	€ 1.034,00
700x1000÷1999	ES2LIFM/70	€ 723,00	ES2LXFM/70	€ 809,00	ES2LYFM/70	€ 906,00
700x2200÷2400	ES2LIFM/70	€ 811,00	ES2LXFM/70	€ 908,00	ES2LYFM/70	€ 1.017,00
700x2500÷2600	ES2LIFM/70	€ 824,00	ES2LXFM/70	€ 922,00	ES2LYFM/70	€ 1.034,00
700x2700	--	--	ES2LXFM/70	€ 922,00	ES2LYFM/70	€ 1.034,00
800x1000÷1999	ES2LIFM/80	€ 723,00	ES2LXFM/80	€ 809,00	ES2LYFM/80	€ 906,00
800x2200÷2400	ES2LIFM/80	€ 811,00	ES2LXFM/80	€ 908,00	ES2LYFM/80	€ 1.017,00
800x2500÷2600	ES2LIFM/80	€ 824,00	ES2LXFM/80	€ 922,00	ES2LYFM/80	€ 1.034,00
800x2700	--	--	ES2LXFM/80	€ 922,00	ES2LYFM/80	€ 1.034,00
900x1000÷1999	ES2LIFM/90	€ 783,00	ES2LXFM/90	€ 877,00	ES2LYFM/90	€ 982,00
900x2200÷2400	ES2LIFM/90	€ 879,00	ES2LXFM/90	€ 984,00	ES2LYFM/90	€ 1.103,00
900x2500÷2600	ES2LIFM/90	€ 892,00	ES2LXFM/90	€ 999,00	ES2LYFM/90	€ 1.119,00
900x2700	--	--	ES2LXFM/90	€ 999,00	ES2LYFM/90	€ 1.119,00
1000x1000÷1999	ES2LIFM/100	€ 842,00	ES2LXFM/100	€ 944,00	ES2LYFM/100	€ 1.057,00
1000x2200÷2400	ES2LIFM/100	€ 946,00	ES2LXFM/100	€ 1.061,00	ES2LYFM/100	€ 1.187,00
1000x2500÷2600	ES2LIFM/100	€ 961,00	ES2LXFM/100	€ 1.077,00	ES2LYFM/100	€ 1.205,00
1000x2700	--	--	ES2LXFM/100	€ 1.077,00	ES2LYFM/100	€ 1.205,00
1100x1000÷1999	--	--	ES2LXFM/110	€ 1.123,00	ES2LYFM/110	€ 1.258,00
1100x2200÷2400	--	--	ES2LXFM/110	€ 1.261,00	ES2LYFM/110	€ 1.414,00
1100x2500÷2700	--	--	ES2LXFM/110	€ 1.281,00	ES2LYFM/110	€ 1.435,00
1200x1000÷1999	--	--	ES2LXFM/120	€ 1.123,00	ES2LYFM/120	€ 1.258,00
1200x2200÷2400	--	--	ES2LXFM/120	€ 1.261,00	ES2LYFM/120	€ 1.414,00
1200x2500÷2700	--	--	ES2LXFM/120	€ 1.281,00	ES2LYFM/120	€ 1.435,00
1300x1000÷1999	--	--	ES2LXFM/130	€ 1.180,00	ES2LYFM/130	€ 1.322,00
1300x2200÷2400	--	--	ES2LXFM/130	€ 1.325,00	ES2LYFM/130	€ 1.484,00
1300x2500÷2700	--	--	ES2LXFM/130	€ 1.346,00	ES2LYFM/130	€ 1.507,00

TECHNICAL

- ▶ **IMPORTANT:** when using a pocket door with internal dims of 54 mm max door thickness 40 mm (including eventual glazing beads)
- ▶ Production with customized dimensions (for prices see superior size)
- ▶ Passage width is reduced by 7 mm
- ▶ Possibility to have the system for 150 kg = additional +5% to the above price

LOGISTICS

- ▶ Frames with passage width up to 1000 mm are supplied in 1 box; over 1000 mm: 2 boxes
- ▶ Production time: 15 working days

ECLISSE SYNTESIS LINE

STUD WALL

STANDARD	WALL THICKNESS 100 mm		WALL THICKNESS 125 mm	
	KIT - IP= 54 mm			
PASSAGE SIZE AxH mm	CODE	PRICE	CODE	PRICE
600x2000	ES2LK060SA	€ 497,00	ES2LKX060SA	€ 558,00
600x2100	ES2LK060SB	€ 497,00	ES2LKX060SB	€ 558,00
700x2000	ES2LK070SA	€ 497,00	ES2LKX070SA	€ 558,00
700x2100	ES2LK070SB	€ 497,00	ES2LKX070SB	€ 558,00
800x2000	ES2LK080SA	€ 497,00	ES2LKX080SA	€ 558,00
800x2100	ES2LK080SB	€ 497,00	ES2LKX080SB	€ 558,00
900x2000	ES2LK090SA	€ 538,00	ES2LKX090SA	€ 603,00
900x2100	ES2LK090SB	€ 538,00	ES2LKX090SB	€ 603,00
1000x2000	ES2LK100SA	€ 581,00	ES2LKX100SA	€ 650,00
1000x2100	ES2LK100SB	€ 581,00	ES2LKX100SB	€ 650,00
1100x2000	--	--	ES2LKX110SA	€ 774,00
1100x2100	--	--	ES2LKX110SB	€ 774,00
1200x2000	--	--	ES2LKX120SA	€ 774,00
1200x2100	--	--	ES2LKX120SB	€ 774,00
1300x2000	--	--	ES2LKX130SA	€ 812,00
1300x2100	--	--	ES2LKX130SB	€ 812,00

NON STANDARD	WALL THICKNESS 100 mm		WALL THICKNESS 125 mm	
	KIT - IP= 54 mm			
PASSAGE SIZE LxH mm	CODE	PRICE	CODE	PRICE
600x1000÷1999	ES2LKFM/60	€ 647,00	ES2LKXFM/60	€ 692,00
600x2200÷2400	--	--	ES2LKXFM/60	€ 713,00
600x2500÷2700	--	--	ES2LKXFM/60	€ 724,00
700x1000÷1999	ES2LKFM/70	€ 647,00	ES2LKXFM/70	€ 692,00
700x2200÷2400	--	--	ES2LKXFM/70	€ 713,00
700x2500÷2700	--	--	ES2LKXFM/70	€ 724,00
800x1000÷1999	ES2LKFM/80	€ 647,00	ES2LKXFM/80	€ 692,00
800x2200÷2400	--	--	ES2LKXFM/80	€ 713,00
800x2500÷2700	--	--	ES2LKXFM/80	€ 724,00
900x1000÷1999	ES2LKFM/90	€ 701,00	ES2LKXFM/90	€ 749,00
900x2200÷2400	--	--	ES2LKXFM/90	€ 773,00
900x2500÷2700	--	--	ES2LKXFM/90	€ 784,00
1000x1000÷1999	ES2LKFM/100	€ 755,00	ES2LKXFM/100	€ 800,00
1000x2200÷2400	--	--	ES2LKXFM/100	€ 825,00
1000x2500÷2700	--	--	ES2LKXFM/100	€ 845,00
1100x1000÷1999	--	--	ES2LKXFM/110	€ 961,00
1100x2200÷2400	--	--	ES2LKXFM/110	€ 991,00
1100x2500÷2700	--	--	ES2LKXFM/110	€ 1.006,00
1200x1000÷1999	--	--	ES2LKXFM/120	€ 961,00
1200x2200÷2400	--	--	ES2LKXFM/120	€ 991,00
1200x2500÷2700	--	--	ES2LKXFM/120	€ 1.006,00
1300x1000÷1999	--	--	ES2LKXFM/130	€ 1.009,00
1300x2200÷2400	--	--	ES2LKXFM/130	€ 1.041,00
1300x2500÷2700	--	--	ES2LKXFM/130	€ 1.057,00

TECHNICAL

- ▶ IMPORTANT: when using a pocket door with internal dims of 54 mm max door thickness 40 mm (including eventual glazing beads)
- ▶ Production with customized dimensions (for prices see superior size)
- ▶ Passage width is reduced by 7 mm
- ▶ Possibility to have the system for 150 kg = additional +5% to the above price

LOGISTICS

- ▶ Frames with passage width up to 1000 mm are supplied in 1 box; over 1000 mm: 2 boxes
- ▶ Production time: 15 working days

ECLISSE SYNTESIS LINE

STUD WALL

STANDARD	WALL THICKNESS 150 mm	
	KIT - IP= 54 mm	
PASSAGE SIZE A x H mm	CODE	PRICE
600x2000	ES2LKY060SA	€ 624,00
600x2100	ES2LKY060SB	€ 624,00
700x2000	ES2LKY070SA	€ 624,00
700x2100	ES2LKY070SB	€ 624,00
800x2000	ES2LKY080SA	€ 624,00
800x2100	ES2LKY080SB	€ 624,00
900x2000	ES2LKY090SA	€ 676,00
900x2100	ES2LKY090SB	€ 676,00
1000x2000	ES2LKY100SA	€ 728,00
1000x2100	ES2LKY100SB	€ 728,00
1100x2000	ES2LKY110SA	€ 867,00
1100x2100	ES2LKY110SB	€ 867,00
1200x2000	ES2LKY120SA	€ 867,00
1200x2100	ES2LKY120SB	€ 867,00
1300x2000	ES2LKY130SA	€ 911,00
1300x2100	ES2LKY130SB	€ 911,00

NON STANDARD	WALL THICKNESS 150 mm	
	KIT - IP= 54 mm	
PASSAGE SIZE A x H mm	CODE	PRICE
600x1000÷1999	ES2LKYFM/60	€ 775,00
600x2200÷2400	ES2LKYFM/60	€ 799,00
600x2500÷2700	ES2LKYFM/60	€ 811,00
600x2800÷3000	ES2LFMC	€ 1.128,00
700x1000÷1999	ES2LKYFM/70	€ 775,00
700x2200÷2400	ES2LKYFM/70	€ 799,00
700x2500÷2700	ES2LKYFM/70	€ 811,00
700x2800÷3000	ES2LFMC	€ 1.179,00
800x1000÷1999	ES2LKYFM/80	€ 775,00
800x2200÷2400	ES2LKYFM/80	€ 799,00
800x2500÷2700	ES2LKYFM/80	€ 811,00
800x2800÷3000	ES2LFMC	€ 1.189,00
900x1000÷1999	ES2LKYFM/90	€ 840,00
900x2200÷2400	ES2LKYFM/90	€ 866,00
900x2500÷2700	ES2LKYFM/90	€ 879,00
900x2800÷3000	ES2LFMC	€ 1.217,00
1000x1000÷1999	ES2LKYFM/100	€ 904,00
1000x2200÷2400	ES2LKYFM/100	€ 932,00
1000x2500÷2700	ES2LKYFM/100	€ 947,00
1000x2800÷3000	ES2LFMC	€ 1.244,00
1100x1000÷1999	ES2LKYFM/110	€ 1.077,00
1100x2200÷2400	ES2LKYFM/110	€ 1.110,00
1100x2500÷2700	ES2LKYFM/110	€ 1.127,00
1100x2800÷3000	ES2LFMC	€ 1.352,00

TECHNICAL

- ▶ IMPORTANT: when using a pocket door with internal dims of 54 mm max door thickness 40 mm (including eventual glazing beads)
- ▶ Production with customized dimensions (for prices see superior size)
- ▶ Passage width is reduced by 7 mm
- ▶ Possibility to have the system for 150 kg = additional +5% to the above price

LOGISTICS

- ▶ Frames with passage width up to 1000 mm are supplied in 1 box; over 1000 mm: 2 boxes
- ▶ Production time: 15 working days

ECLISSE SYNTESIS LINE

STUD WALL

NON STANDARD	WALL THICKNESS 150 mm	
	KIT - IP= 54 mm	
PASSAGE SIZE AxH mm	CODE	PRICE
1200x1000÷1999	ES2LKYFM/120	€ 1.077,00
1200x2200÷2400	ES2LKYFM/120	€ 1.110,00
1200x2500÷2700	ES2LKYFM/120	€ 1.127,00
1200x2800÷3000	ES2LFMC	€ 1.376,00
1300x1000÷1999	ES2LKYFM/130	€ 1.131,00
1300x2200÷2400	ES2LKYFM/130	€ 1.165,00
1300x2500÷2700	ES2LKYFM/130	€ 1.183,00
1300x2800÷3000	ES2LFMC	€ 1.408,00
1400x1000÷1999	ES2LFMC	€ 1.195,00
1400x2000÷2100	ES2LFMC	€ 1.468,00
1400x2200÷2400	ES2LFMC	€ 1.578,00
1400x2500÷2700	ES2LFMC	€ 1.689,00
1400x2800÷3000	ES2LFMC	€ 1.800,00
1500x1000÷1999	ES2LFMC	€ 1.223,00
1500x2000÷2100	ES2LFMC	€ 1.507,00
1500x2200÷2400	ES2LFMC	€ 1.620,00
1500x2500÷2700	ES2LFMC	€ 1.732,00
1500x2800÷3000	ES2LFMC	€ 1.844,00
1600x1000÷1999	ES2LFMC	€ 1.251,00
1600x2000÷2100	ES2LFMC	€ 1.547,00
1600x2200÷2400	ES2LFMC	€ 1.661,00
1600x2500÷2700	ES2LFMC	€ 1.774,00
1600x2800÷3000	ES2LFMC	€ 1.889,00
1700x1000÷1999	ES2LFMC	€ 1.279,00
1700x2000÷2100	ES2LFMC	€ 1.586,00
1700x2200÷2400	ES2LFMC	€ 1.701,00
1700x2500÷2700	ES2LFMC	€ 1.818,00
1700x2800÷3000	ES2LFMC	€ 1.933,00
1800x1000÷1999	ES2LFMC	€ 1.308,00
1800x2000÷2100	ES2LFMC	€ 1.625,00
1800x2200÷2400	ES2LFMC	€ 1.743,00
1800x2500÷2700	ES2LFMC	€ 1.860,00
1800x2800÷3000	ES2LFMC	€ 1.978,00
1900x1000÷1999	ES2LFMC	€ 1.337,00
1900x2000÷2100	ES2LFMC	€ 1.664,00
1900x2200÷2400	ES2LFMC	€ 1.784,00
1900x2500÷2700	ES2LFMC	€ 1.863,00
1900x2800÷3000	ES2LFMC	€ 2.022,00
2000x1000÷1999	ES2LFMC	€ 1.365,00
2000x2000÷2100	ES2LFMC	€ 1.703,00
2000x2200÷2400	ES2LFMC	€ 1.824,00
2000x2500÷2700	ES2LFMC	€ 1.946,00
2000x2800÷3000	ES2LFMC	€ 2.067,00

TECHNICAL

- ▶ **IMPORTANT:** when using a pocket door with internal dims of 54 mm max door thickness 40 mm (including eventual glazing beads)
- ▶ Production with customized dimensions (for prices see superior size)
- ▶ Passage width is reduced by 7 mm
- ▶ Possibility to have the system for 150 kg = additional +5% to the above price

LOGISTICS

- ▶ Frames with passage width up to 1000 mm are supplied in 1 box; over 1000 mm: 2 boxes
- ▶ Production time: 15 working days

ECLISSE SYNTESIS LINE

STUD WALL

STANDARD	WALL THICKNESS 100 mm		WALL THICKNESS 125 mm	
	PRE-ASSEMBLED - IP= 54 mm			
PASSAGE SIZE AxH mm	CODE	PRICE	CODE	PRICE
600x2000	ES2LC060SA	€ 547,00	ES2LCX060SA	€ 613,00
600x2100	ES2LC060SB	€ 547,00	ES2LCX060SB	€ 613,00
700x2000	ES2LC070SA	€ 547,00	ES2LCX070SA	€ 613,00
700x2100	ES2LC070SB	€ 547,00	ES2LCX070SB	€ 613,00
800x2000	ES2LC080SA	€ 547,00	ES2LCX080SA	€ 613,00
800x2100	ES2LC080SB	€ 547,00	ES2LCX080SB	€ 613,00
900x2000	ES2LC090SA	€ 593,00	ES2LCX090SA	€ 664,00
900x2100	ES2LC090SB	€ 593,00	ES2LCX090SB	€ 664,00
1000x2000	ES2LC100SA	€ 638,00	ES2LCX100SA	€ 716,00
1000x2100	ES2LC100SB	€ 638,00	ES2LCX100SB	€ 716,00
1100x2000	--	--	ES2LCX110SA	€ 851,00
1100x2100	--	--	ES2LCX110SB	€ 851,00
1200x2000	--	--	ES2LCX120SA	€ 851,00
1200x2100	--	--	ES2LCX120SB	€ 851,00
1300x2000	--	--	ES2LCX130SA	€ 894,00
1300x2100	--	--	ES2LCX130SB	€ 894,00

NON STANDARD	WALL THICKNESS 100 mm		WALL THICKNESS 125 mm	
	PRE-ASSEMBLED - IP= 54 mm			
PASSAGE SIZE AxH mm	CODE	PRICE	CODE	PRICE
600x1000÷1999	ES2LCFM/60	€ 711,00	ES2LCXFM/60	€ 761,00
600x2200÷2400	--	--	ES2LCXFM/60	€ 784,00
600x2500÷2700	--	--	ES2LCXFM/60	€ 797,00
700x1000÷1999	ES2LCFM/70	€ 711,00	ES2LCXFM/70	€ 761,00
700x2200÷2400	--	--	ES2LCXFM/70	€ 784,00
700x2500÷2700	--	--	ES2LCXFM/70	€ 797,00
800x1000÷1999	ES2LCFM/80	€ 711,00	ES2LCXFM/80	€ 761,00
800x2200÷2400	--	--	ES2LCXFM/80	€ 784,00
800x2500÷2700	--	--	ES2LCXFM/80	€ 797,00
900x1000÷1999	ES2LCFM/90	€ 771,00	ES2LCXFM/90	€ 825,00
900x2200÷2400	--	--	ES2LCXFM/90	€ 850,00
900x2500÷2700	--	--	ES2LCXFM/90	€ 863,00
1000x1000÷1999	ES2LCFM/100	€ 830,00	ES2LCXFM/100	€ 888,00
1000x2200÷2400	--	--	ES2LCXFM/100	€ 916,00
1000x2500÷2700	--	--	ES2LCXFM/100	€ 930,00
1100x1000÷1999	--	--	ES2LCXFM/110	€ 1.058,00
1100x2200÷2400	--	--	ES2LCXFM/110	€ 1.090,00
1100x2500÷2700	--	--	ES2LCXFM/110	€ 1.107,00
1200x1000÷1999	--	--	ES2LCXFM/120	€ 1.058,00
1200x2200÷2400	--	--	ES2LCXFM/120	€ 1.090,00
1200x2500÷2700	--	--	ES2LCXFM/120	€ 1.107,00
1300x1000÷1999	--	--	ES2LCXFM/130	€ 1.111,00
1300x2200÷2400	--	--	ES2LCXFM/130	€ 1.145,00
1300x2500÷2700	--	--	ES2LCXFM/130	€ 1.162,00

TECHNICAL

- ▶ IMPORTANT: when using a pocket door with internal dims of 54 mm max door thickness 40 mm (including eventual glazing beads)
- ▶ Production with customized dimensions (for prices see superior size)
- ▶ Passage width is reduced by 7 mm
- ▶ Possibility to have the system for 150 kg = additional +5% to the above price

LOGISTICS

- ▶ Frames with passage width up to 1000 mm are supplied in 1 box; over 1000 mm: 2 boxes
- ▶ Production time: 15 working days

ECLISSE SYNTESIS LINE

STUD WALL



STANDARD	WALL THICKNESS 150 mm	
	PRE-ASSEMBLED - IP= 54 mm	
PASSAGE SIZE AxH mm	CODE	PRICE
600x2000	ES2LCY060SA	€ 687,00
600x2100	ES2LCY060SB	€ 687,00
700x2000	ES2LCY070SA	€ 687,00
700x2100	ES2LCY070SB	€ 687,00
800x2000	ES2LCY080SA	€ 687,00
800x2100	ES2LCY080SB	€ 687,00
900x2000	ES2LCY090SA	€ 744,00
900x2100	ES2LCY090SB	€ 744,00
1000x2000	ES2LCY100SA	€ 800,00
1000x2100	ES2LCY100SB	€ 800,00
1100x2000	ES2LCY110SA	€ 953,00
1100x2100	ES2LCY110SB	€ 953,00
1200x2000	ES2LCY120SA	€ 953,00
1200x2100	ES2LCY120SB	€ 953,00
1300x2000	ES2LCY130SA	€ 1.001,00
1300x2100	ES2LCY130SB	€ 1.001,00

NON STANDARD	WALL THICKNESS 150 mm	
	PRE-ASSEMBLED - IP= 54 mm	
PASSAGE SIZE AxH mm	CODE	PRICE
600x1000÷1999	ES2LCYFM/60	€ 853,00
600x2200÷2400	ES2LCYFM/60	€ 879,00
600x2500÷2700	ES2LCYFM/60	€ 893,00
600x2800÷3000	ES2LFMC	€ 1.229,00
700x1000÷1999	ES2LCYFM/70	€ 853,00
700x2200÷2400	ES2LCYFM/70	€ 879,00
700x2500÷2700	ES2LCYFM/70	€ 893,00
700x2800÷3000	ES2LFMC	€ 1.279,00
800x1000÷1999	ES2LCYFM/80	€ 853,00
800x2200÷2400	ES2LCYFM/80	€ 879,00
800x2500÷2700	ES2LCYFM/80	€ 893,00
800x2800÷3000	ES2LFMC	€ 1.290,00
900x1000÷1999	ES2LCYFM/90	€ 924,00
900x2200÷2400	ES2LCYFM/90	€ 952,00
900x2500÷2700	ES2LCYFM/90	€ 967,00
900x2800÷3000	ES2LFMC	€ 1.318,00
1000x1000÷1999	ES2LCYFM/100	€ 995,00
1000x2200÷2400	ES2LCYFM/100	€ 1.025,00
1000x2500÷2700	ES2LCYFM/100	€ 1.041,00
1000x2800÷3000	ES2LFMC	€ 1.346,00
1100x1000÷1999	ES2LCYFM/110	€ 1.184,00
1100x2200÷2400	ES2LCYFM/110	€ 1.221,00
1100x2500÷2700	ES2LCYFM/110	€ 1.239,00
1100x2800÷3000	ES2LFMC	€ 1.452,00

TECHNICAL

- ▶ IMPORTANT: when using a pocket door with internal dims of 54 mm max door thickness 40 mm (including eventual glazing beads)
- ▶ Production with customized dimensions (for prices see superior size)
- ▶ Passage width is reduced by 7 mm
- ▶ Possibility to have the system for 150 kg = additional +5% to the above price

LOGISTICS

- ▶ Frames with passage width up to 1000 mm are supplied in 1 box; over 1000 mm: 2 boxes
- ▶ Production time: 15 working days

ECLISSE SYNTESIS LINE

STUD WALL

NON STANDARD	WALL THICKNESS 150 mm	
	PRE-ASSEMBLED - IP= 54 mm	
PASSAGE SIZE A x H mm	CODE	PRICE
1200x1000÷1999	ES2LCYFM/120	€ 1.184,00
1200x2200÷2400	ES2LCYFM/120	€ 1.221,00
1200x2500÷2700	ES2LCYFM/120	€ 1.239,00
1200x2800÷3000	ES2LFMC	€ 1.478,00
1300x1000÷1999	ES2LCYFM/130	€ 1.243,00
1300x2200÷2400	ES2LCYFM/130	€ 1.282,00
1300x2500÷2700	ES2LCYFM/130	€ 1.302,00
1300x2800÷3000	ES2LFMC	€ 1.509,00
1400x1000÷1999	ES2LFMC	€ 1.296,00
1400x2000÷2100	ES2LFMC	€ 1.569,00
1400x2200÷2400	ES2LFMC	€ 1.680,00
1400x2500÷2700	ES2LFMC	€ 1.790,00
1400x2800÷3000	ES2LFMC	€ 1.902,00
1500x1000÷1999	ES2LFMC	€ 1.324,00
1500x2000÷2100	ES2LFMC	€ 1.608,00
1500x2200÷2400	ES2LFMC	€ 1.720,00
1500x2500÷2700	ES2LFMC	€ 1.833,00
1500x2800÷3000	ES2LFMC	€ 1.946,00
1600x1000÷1999	ES2LFMC	€ 1.381,00
1600x2000÷2100	ES2LFMC	€ 1.688,00
1600x2200÷2400	ES2LFMC	€ 1.803,00
1600x2500÷2700	ES2LFMC	€ 1.876,00
1600x2800÷3000	ES2LFMC	€ 1.991,00
1700x1000÷1999	ES2LFMC	€ 1.381,00
1700x2000÷2100	ES2LFMC	€ 1.688,00
1700x2200÷2400	ES2LFMC	€ 1.803,00
1700x2500÷2700	ES2LFMC	€ 1.919,00
1700x2800÷3000	ES2LFMC	€ 2.035,00
1800x1000÷1999	ES2LFMC	€ 1.410,00
1800x2000÷2100	ES2LFMC	€ 1.727,00
1800x2200÷2400	ES2LFMC	€ 1.844,00
1800x2500÷2700	ES2LFMC	€ 1.962,00
1800x2800÷3000	ES2LFMC	€ 2.080,00
1900x1000÷1999	ES2LFMC	€ 1.437,00
1900x2000÷2100	ES2LFMC	€ 1.766,00
1900x2200÷2400	ES2LFMC	€ 1.885,00
1900x2500÷2700	ES2LFMC	€ 2.004,00
1900x2800÷3000	ES2LFMC	€ 2.124,00
2000x1000÷1999	ES2LFMC	€ 1.466,00
2000x2000÷2100	ES2LFMC	€ 1.805,00
2000x2200÷2400	ES2LFMC	€ 1.926,00
2000x2500÷2700	ES2LFMC	€ 2.047,00
2000x2800÷3000	ES2LFMC	€ 2.168,00

TECHNICAL

- ▶ IMPORTANT: when using a pocket door with internal dims of 54 mm max door thickness 40 mm (including eventual glazing beads)
- ▶ Production with customized dimensions (for prices see superior size)
- ▶ Passage width is reduced by 7 mm
- ▶ Possibility to have the system for 150 kg = additional +5% to the above price

LOGISTICS

- ▶ Frames with passage width up to 1000 mm are supplied in 1 box; over 1000 mm: 2 boxes
- ▶ Production time: 15 working days

ECLISSE SYNTESIS LINE DOUBLE

SOLID WALL



STANDARD	WALL THICKNESS 108 mm		WALL THICKNESS 125 mm		WALL THICKNESS 150 mm	
	PRE-ASSEMBLED - IP= 54 mm					
PASSAGE SIZE AxH mm	CODE	PRICE	CODE	PRICE	CODE	PRICE
600+600x2000	ES2LI060DA	€ 1.267,00	ES2LX060DA	€ 1.419,00	ES2LY060DA	€ 1.590,00
600+600x2100	ES2LI060DB	€ 1.267,00	ES2LX060DB	€ 1.419,00	ES2LY060DB	€ 1.590,00
700+700x2000	ES2LI070DA	€ 1.267,00	ES2LX070DA	€ 1.419,00	ES2LY070DA	€ 1.590,00
700+700x2100	ES2LI070DB	€ 1.267,00	ES2LX070DB	€ 1.419,00	ES2LY070DB	€ 1.590,00
800+800x2000	ES2LI080DA	€ 1.267,00	ES2LX080DA	€ 1.419,00	ES2LY080DA	€ 1.590,00
800+800x2100	ES2LI080DB	€ 1.267,00	ES2LX080DB	€ 1.419,00	ES2LY080DB	€ 1.590,00
900+900x2000	ES2LI090DA	€ 1.373,00	ES2LX090DA	€ 1.538,00	ES2LY090DA	€ 1.722,00
900+900x2100	ES2LI090DB	€ 1.373,00	ES2LX090DB	€ 1.538,00	ES2LY090DB	€ 1.722,00
1000+1000x2000	ES2LI100DA	€ 1.479,00	ES2LX100DA	€ 1.656,00	ES2LY100DA	€ 1.854,00
1000+1000x2100	ES2LI100DB	€ 1.479,00	ES2LX100DB	€ 1.656,00	ES2LY100DB	€ 1.854,00
1100+1100x2000	--	--	ES2LX110DA	€ 1.971,00	ES2LY110DA	€ 2.208,00
1100+1100x2100	--	--	ES2LX110DB	€ 1.971,00	ES2LY110DB	€ 2.208,00
1200+1200x2000	--	--	ES2LX120DA	€ 1.971,00	ES2LY120DA	€ 2.208,00
1200+1200x2100	--	--	ES2LX120DB	€ 1.971,00	ES2LY120DB	€ 2.208,00
1300+1300x2000	--	--	ES2LX130DA	€ 2.069,00	ES2LY130DA	€ 2.318,00
1300+1300x2100	--	--	ES2LX130DB	€ 2.069,00	ES2LY130DB	€ 2.318,00

TECHNICAL

- ▶ IMPORTANT: when using a pocket door with internal dims of 54 mm max door thickness 40 mm (including eventual glazing beads)
- ▶ Production with customized dimensions (for prices see superior size)
- ▶ Passage width is reduced by 14 mm
- ▶ Possibility to have the system for 150 kg = additional +5% to the above price

LOGISTICS

- ▶ Supplied in 3 boxes
- ▶ Production time: 15 working days

ECLISSE SYNTESIS LINE DOUBLE

SOLID WALL



NON STANDARD	WALL THICKNESS 108 mm		WALL THICKNESS 125 mm		WALL THICKNESS 150 mm	
	PRE-ASSEMBLED - IP= 54 mm					
PASSAGE SIZE AxH mm	CODE	PRICE	CODE	PRICE	CODE	PRICE
600+600x1000÷1999	ES2LIFMD/60	€ 1.445,00	ES2LXFMD/60	€ 1.618,00	ES2LYFMD/60	€ 1.812,00
600+600x2200÷2400	ES2LIFMD/60	€ 1.622,00	ES2LXFMD/60	€ 1.818,00	ES2LYFMD/60	€ 2.036,00
600+600x2500÷2600	ES2LIFMD/60	€ 1.647,00	ES2LXFMD/60	€ 1.845,00	ES2LYFMD/60	€ 2.066,00
600+600x2700	--	--	ES2LXFMD/60	€ 1.845,00	ES2LYFMD/60	€ 2.066,00
700+700x1000÷1999	ES2LIFMD/70	€ 1.445,00	ES2LXFMD/70	€ 1.618,00	ES2LYFMD/70	€ 1.812,00
700+700x2200÷2400	ES2LIFMD/70	€ 1.622,00	ES2LXFMD/70	€ 1.818,00	ES2LYFMD/70	€ 2.036,00
700+700x2500÷2600	ES2LIFMD/70	€ 1.647,00	ES2LXFMD/70	€ 1.845,00	ES2LYFMD/70	€ 2.066,00
700+700x2700	--	--	ES2LXFMD/70	€ 1.845,00	ES2LYFMD/70	€ 2.066,00
800+800x1000÷1999	ES2LIFMD/80	€ 1.445,00	ES2LXFMD/80	€ 1.618,00	ES2LYFMD/80	€ 1.812,00
800+800x2200÷2400	ES2LIFMD/80	€ 1.622,00	ES2LXFMD/80	€ 1.818,00	ES2LYFMD/80	€ 2.036,00
800+800x2500÷2600	ES2LIFMD/80	€ 1.647,00	ES2LXFMD/80	€ 1.845,00	ES2LYFMD/80	€ 2.066,00
800+800x2700	--	--	ES2LXFMD/80	€ 1.845,00	ES2LYFMD/80	€ 2.066,00
900+900x1000÷1999	ES2LIFMD/90	€ 1.565,00	ES2LXFMD/90	€ 1.753,00	ES2LYFMD/90	€ 1.963,00
900+900x2200÷2400	ES2LIFMD/90	€ 1.758,00	ES2LXFMD/90	€ 1.969,00	ES2LYFMD/90	€ 2.205,00
900+900x2500÷2600	ES2LIFMD/90	€ 1.784,00	ES2LXFMD/90	€ 1.999,00	ES2LYFMD/90	€ 2.239,00
900+900x2700	--	--	ES2LXFMD/90	€ 1.999,00	ES2LYFMD/90	€ 2.239,00
1000+1000x1000÷1999	ES2LIFMD/100	€ 1.686,00	ES2LXFMD/100	€ 1.888,00	ES2LYFMD/100	€ 2.115,00
1000+1000x2200÷2400	ES2LIFMD/100	€ 1.893,00	ES2LXFMD/100	€ 2.120,00	ES2LYFMD/100	€ 2.375,00
1000+1000x2500÷2600	ES2LIFMD/100	€ 1.921,00	ES2LXFMD/100	€ 2.152,00	ES2LYFMD/100	€ 2.411,00
1000+1000x2700	--	--	ES2LXFMD/100	€ 2.152,00	ES2LYFMD/100	€ 2.411,00
1100+1100x1000÷1999	--	--	ES2LXFMD/110	€ 2.247,00	ES2LYFMD/110	€ 2.517,00
1100+1100x2200÷2400	--	--	ES2LXFMD/110	€ 2.524,00	ES2LYFMD/110	€ 2.826,00
1100+1100x2500÷2700	--	--	ES2LXFMD/110	€ 2.574,00	ES2LYFMD/110	€ 2.870,00
1200+1200x1000÷1999	--	--	ES2LXFMD/120	€ 2.247,00	ES2LYFMD/120	€ 2.517,00
1200+1200x2200÷2400	--	--	ES2LXFMD/120	€ 2.524,00	ES2LYFMD/120	€ 2.826,00
1200+1200x2500÷2700	--	--	ES2LXFMD/120	€ 2.563,00	ES2LYFMD/120	€ 2.870,00
1300+1300x1000÷1999	--	--	ES2LXFMD/130	€ 2.360,00	ES2LYFMD/130	€ 2.643,00
1300+1300x2200÷2400	--	--	ES2LXFMD/130	€ 2.650,00	ES2LYFMD/130	€ 2.968,00
1300+1300x2500÷2700	--	--	ES2LXFMD/130	€ 2.690,00	ES2LYFMD/130	€ 3.013,00

TECHNICAL

- ▶ IMPORTANT: when using a pocket door with internal dims of 54 mm max door thickness 40 mm (including eventual glazing beads)
- ▶ Production with customized dimensions (for prices see superior size)
- ▶ Passage width is reduced by 14 mm
- ▶ Possibility to have the system for 150 kg = additional +5% to the above price

LOGISTICS

- ▶ Supplied in 3 boxes
- ▶ Production time: 15 working days

ECLISSE SYNTESIS LINE DOUBLE

STUD WALL



STANDARD	WALL THICKNESS 100 mm		WALL THICKNESS 125 mm	
	KIT - IP= 54 mm			
PASSAGE SIZE AxH mm	CODE	PRICE	CODE	PRICE
600+600x2000	ES2LK060DA	€ 995,00	ES2LKX060DA	€ 1.114,00
600+600x2100	ES2LK060DB	€ 995,00	ES2LKX060DB	€ 1.114,00
700+700x2000	ES2LK070DA	€ 995,00	ES2LKX070DA	€ 1.114,00
700+700x2100	ES2LK070DB	€ 995,00	ES2LKX070DB	€ 1.114,00
800+800x2000	ES2LK080DA	€ 995,00	ES2LKX080DA	€ 1.114,00
800+800x2100	ES2LK080DB	€ 995,00	ES2LKX080DB	€ 1.114,00
900+900x2000	ES2LK090DA	€ 1.078,00	ES2LKX090DA	€ 1.207,00
900+900x2100	ES2LK090DB	€ 1.078,00	ES2LKX090DB	€ 1.207,00
1000+1000x2000	ES2LK100DA	€ 1.161,00	ES2LKX100DA	€ 1.300,00
1000+1000x2100	ES2LK100DB	€ 1.161,00	ES2LKX100DB	€ 1.300,00
1100+1100x2000	--	--	ES2LKX110DA	€ 1.548,00
1100+1100x2100	--	--	ES2LKX110DB	€ 1.548,00
1200+1200x2000	--	--	ES2LKX120DA	€ 1.548,00
1200+1200x2100	--	--	ES2LKX120DB	€ 1.548,00
1300+1300x2000	--	--	ES2LKX130DA	€ 1.625,00
1300+1300x2100	--	--	ES2LKX130DB	€ 1.625,00

NON STANDARD	WALL THICKNESS 100 mm		WALL THICKNESS 125 mm	
	KIT - IP= 54 mm			
PASSAGE SIZE AxH mm	CODE	PRICE	CODE	PRICE
600+600x1000÷1999	ES2LKFMD/60	€ 1.293,00	ES2LKXFMD/60	€ 1.384,00
600+600x2200÷2400	--	--	ES2LKXFMD/60	€ 1.427,00
600+600x2500÷2700	--	--	ES2LKXFMD/60	€ 1.449,00
700+700x1000÷1999	ES2LKFMD/70	€ 1.293,00	ES2LKXFMD/70	€ 1.384,00
700+700x2200÷2400	--	--	ES2LKXFMD/70	€ 1.427,00
700+700x2500÷2700	--	--	ES2LKXFMD/70	€ 1.449,00
800+800x1000÷1999	ES2LKFMD/80	€ 1.293,00	ES2LKXFMD/80	€ 1.384,00
800+800x2200÷2400	--	--	ES2LKXFMD/80	€ 1.427,00
800+800x2500÷2700	--	--	ES2LKXFMD/80	€ 1.449,00
900+900x1000÷1999	ES2LKFMD/90	€ 1.401,00	ES2LKXFMD/90	€ 1.500,00
900+900x2200÷2400	--	--	ES2LKXFMD/90	€ 1.545,00
900+900x2500÷2700	--	--	ES2LKXFMD/90	€ 1.570,00
1000+1000x1000÷1999	ES2LKFMD/100	€ 1.509,00	ES2LKXFMD/100	€ 1.615,00
1000+1000x2200÷2400	--	--	ES2LKXFMD/100	€ 1.665,00
1000+1000x2500÷2700	--	--	ES2LKXFMD/100	€ 1.690,00
1100+1100x1000÷1999	--	--	ES2LKXFMD/110	€ 1.923,00
1100+1100x2200÷2400	--	--	ES2LKXFMD/110	€ 1.982,00
1100+1100x2500÷2700	--	--	ES2LKXFMD/110	€ 2.012,00
1200+1200x1000÷1999	--	--	ES2LKXFMD/120	€ 1.923,00
1200+1200x2200÷2400	--	--	ES2LKXFMD/120	€ 1.982,00
1200+1200x2500÷2700	--	--	ES2LKXFMD/120	€ 2.012,00
1300+1300x1000÷1999	--	--	ES2LKXFMD/130	€ 2.019,00
1300+1300x2200÷2400	--	--	ES2LKXFMD/130	€ 2.081,00
1300+1300x2500÷2700	--	--	ES2LKXFMD/130	€ 2.113,00

TECHNICAL

- ▶ IMPORTANT: when using a pocket door with internal dims of 54 mm max door thickness 40 mm (including eventual glazing beads)
- ▶ Production with customized dimensions (for prices see superior size)
- ▶ Passage width is reduced by 14 mm
- ▶ Possibility to have the system for 150 kg = additional +5% to the above price

LOGISTICS

- ▶ Supplied in 3 boxes
- ▶ Production time: 15 working days

ECLISSE SYNTESIS LINE DOUBLE

STUD WALL



STANDARD	WALL THICKNESS 150 mm	
	KIT - IP= 54 mm	
PASSAGE SIZE A x H mm	CODE	PRICE
600+600x2000	ES2LKY060DA	€ 1.248,00
600+600x2100	ES2LKY060DB	€ 1.248,00
700+700x2000	ES2LKY070DA	€ 1.248,00
700+700x2100	ES2LKY070DB	€ 1.248,00
800+800x2000	ES2LKY080DA	€ 1.248,00
800+800x2100	ES2LKY080DB	€ 1.248,00
900+900x2000	ES2LKY090DA	€ 1.353,00
900+900x2100	ES2LKY090DB	€ 1.353,00
1000+1000x2000	ES2LKY100DA	€ 1.456,00
1000+1000x2100	ES2LKY100DB	€ 1.456,00
1100+1100x2000	ES2LKY110DA	€ 1.733,00
1100+1100x2100	ES2LKY110DB	€ 1.733,00
1200+1200x2000	ES2LKY120DA	€ 1.733,00
1200+1200x2100	ES2LKY120DB	€ 1.733,00
1300+1300x2000	ES2LKY130DA	€ 1.820,00
1300+1300x2100	ES2LKY130DB	€ 1.820,00

NON STANDARD	WALL THICKNESS 150 mm	
	KIT - IP= 54 mm	
PASSAGE SIZE A x H mm	CODE	PRICE
600+600x1000÷1999	ES2LKYFMD/60	€ 1.551,00
600+600x2200÷2400	ES2LKYFMD/60	€ 1.598,00
600+600x2500÷2700	ES2LKYFMD/60	€ 1.623,00
600+600x2800÷3000	ES2LFMC	€ 1.680,00
700+700x1000÷1999	ES2LKYFMD/70	€ 1.551,00
700+700x2200÷2400	ES2LKYFMD/70	€ 1.598,00
700+700x2500÷2700	ES2LKYFMD/70	€ 1.623,00
700+700x2800÷3000	ES2LFMC	€ 1.730,00
800+800x1000÷1999	ES2LKYFMD/80	€ 1.551,00
800+800x2200÷2400	ES2LKYFMD/80	€ 1.598,00
800+800x2500÷2700	ES2LKYFMD/80	€ 1.623,00
800+800x2800÷3000	ES2LFMC	€ 1.780,00
900+900x1000÷1999	ES2LKYFMD/90	€ 1.680,00
900+900x2200÷2400	ES2LKYFMD/90	€ 1.731,00
900+900x2500÷2700	ES2LKYFMD/90	€ 1.757,00
900+900x2800÷3000	ES2LFMC	€ 1.937,00
1000+1000x1000÷1999	ES2LKYFMD/100	€ 1.809,00
1000+1000x2200÷2400	ES2LKYFMD/100	€ 1.865,00
1000+1000x2500÷2700	ES2LKYFMD/100	€ 1.893,00
1000+1000x2800÷3000	ES2LFMC	€ 2.162,00
1100+1100x1000÷1999	ES2LKYFMD/110	€ 2.154,00
1100+1100x2200÷2400	ES2LKYFMD/110	€ 2.220,00
1100+1100x2500÷2700	ES2LKYFMD/110	€ 2.254,00
1100+1100x2800÷3000	ES2LFMC	€ 2.369,00

TECHNICAL

- ▶ IMPORTANT: when using a pocket door with internal dims of 54 mm max door thickness 40 mm (including eventual glazing beads)
- ▶ Production with customized dimensions (for prices see superior size)
- ▶ Passage width is reduced by 14 mm
- ▶ Possibility to have the system for 150 kg = additional +5% to the above price

LOGISTICS

- ▶ Supplied in 3 boxes
- ▶ Production time: 15 working days

ECLISSE SYNTESIS LINE DOUBLE

STUD WALL



NON STANDARD	WALL THICKNESS 150 mm	
	KIT - IP= 54 mm	
PASSAGE SIZE AxH mm	CODE	PRICE
1200+1200x1000÷1999	ES2LKYFMD/120	€ 2.154,00
1200+1200x2200÷2400	ES2LKYFMD/120	€ 2.220,00
1200+1200x2500÷2700	ES2LKYFMD/120	€ 2.254,00
1200+1200x2800÷3000	ES2LFMC	€ 2.461,00
1300+1300x1000÷1999	ES2LKYFMD/130	€ 2.284,00
1300+1300x2200÷2400	ES2LKYFMD/130	€ 2.354,00
1300+1300x2500÷2700	ES2LKYFMD/130	€ 2.366,00
1300+1300x2800÷3000	ES2LFMC	€ 2.609,00
1400+1400x1000÷1999	ES2LFMC	€ 2.112,00
1400+1400x2000÷2100	ES2LFMC	€ 2.642,00
1400+1400x2200÷2400	ES2LFMC	€ 2.848,00
1400+1400x2500÷2700	ES2LFMC	€ 3.055,00
1400+1400x2800÷3000	ES2LFMC	€ 3.262,00
1500+1500x1000÷1999	ES2LFMC	€ 2.176,00
1500+1500x2000÷2100	ES2LFMC	€ 2.727,00
1500+1500x2200÷2400	ES2LFMC	€ 2.937,00
1500+1500x2500÷2700	ES2LFMC	€ 3.148,00
1500+1500x2800÷3000	ES2LFMC	€ 3.358,00
1600+1600x1000÷1999	ES2LFMC	€ 2.240,00
1600+1600x2000÷2100	ES2LFMC	€ 2.814,00
1600+1600x2200÷2400	ES2LFMC	€ 3.027,00
1600+1600x2500÷2700	ES2LFMC	€ 3.241,00
1600+1600x2800÷3000	ES2LFMC	€ 3.456,00
1700+1700x1000÷1999	ES2LFMC	€ 2.304,00
1700+1700x2000÷2100	ES2LFMC	€ 2.900,00
1700+1700x2200÷2400	ES2LFMC	€ 3.117,00
1700+1700x2500÷2700	ES2LFMC	€ 3.335,00
1700+1700x2800÷3000	ES2LFMC	€ 3.552,00
1800+1800x1000÷1999	ES2LFMC	€ 2.368,00
1800+1800x2000÷2100	ES2LFMC	€ 2.986,00
1800+1800x2200÷2400	ES2LFMC	€ 3.208,00
1800+1800x2500÷2700	ES2LFMC	€ 3.428,00
1800+1800x2800÷3000	ES2LFMC	€ 3.649,00
1900+1900x1000÷1999	ES2LFMC	€ 2.433,00
1900+1900x2000÷2100	ES2LFMC	€ 3.073,00
1900+1900x2200÷2400	ES2LFMC	€ 3.297,00
1900+1900x2500÷2700	ES2LFMC	€ 3.521,00
1900+1900x2800÷3000	ES2LFMC	€ 3.745,00
2000+2000x1000÷1999	ES2LFMC	€ 2.496,00
2000+2000x2000÷2100	ES2LFMC	€ 3.159,00
2000+2000x2200÷2400	ES2LFMC	€ 3.387,00
2000+2000x2500÷2700	ES2LFMC	€ 3.615,00
2000+2000x2800÷3000	ES2LFMC	€ 3.841,00

TECHNICAL

- ▶ IMPORTANT: when using a pocket door with internal dims of 54 mm max door thickness 40 mm (including eventual glazing beads)
- ▶ Production with customized dimensions (for prices see superior size)
- ▶ Passage width is reduced by 14 mm
- ▶ Possibility to have the system for 150 kg = additional +5% to the above price

LOGISTICS

- ▶ Supplied in 3 boxes
- ▶ Production time: 15 working days

ECLISSE SYNTESIS LINE DOUBLE

STUD WALL



STANDARD	WALL THICKNESS 100 mm		WALL THICKNESS 125 mm	
	PRE-ASSEMBLED - IP= 54 mm			
PASSAGE SIZE AxH mm	CODE	PRICE	CODE	PRICE
600+600x2000	ES2LC060DA	€ 1.094,00	ES2LCX060DA	€ 1.225,00
600+600x2100	ES2LC060DB	€ 1.094,00	ES2LCX060DB	€ 1.225,00
700+700x2000	ES2LC070DA	€ 1.094,00	ES2LCX070DA	€ 1.225,00
700+700x2100	ES2LC070DB	€ 1.094,00	ES2LCX070DB	€ 1.225,00
800+800x2000	ES2LC080DA	€ 1.094,00	ES2LCX080DA	€ 1.225,00
800+800x2100	ES2LC080DB	€ 1.094,00	ES2LCX080DB	€ 1.225,00
900+900x2000	ES2LC090DA	€ 1.185,00	ES2LCX090DA	€ 1.328,00
900+900x2100	ES2LC090DB	€ 1.185,00	ES2LCX090DB	€ 1.328,00
1000+1000x2000	ES2LC100DA	€ 1.276,00	ES2LCX100DA	€ 1.430,00
1000+1000x2100	ES2LC100DB	€ 1.276,00	ES2LCX100DB	€ 1.430,00
1100+1100x2000	--	--	ES2LCX110DA	€ 1.702,00
1100+1100x2100	--	--	ES2LCX110DB	€ 1.702,00
1200+1200x2000	--	--	ES2LCX120DA	€ 1.702,00
1200+1200x2100	--	--	ES2LCX120DB	€ 1.702,00
1300+1300x2000	--	--	ES2LCX130DA	€ 1.787,00
1300+1300x2100	--	--	ES2LCX130DB	€ 1.787,00

NON STANDARD	WALL THICKNESS 100 mm		WALL THICKNESS 125 mm	
	PRE-ASSEMBLED - IP= 54 mm			
PASSAGE SIZE AxH mm	CODE	PRICE	CODE	PRICE
600+600x1000÷1999	ES2LCFMD/60	€ 1.423,00	ES2LCXFMD/60	€ 1.523,00
600+600x2200÷2400	--	--	ES2LCXFMD/60	€ 1.570,00
600+600x2500÷2700	--	--	ES2LCXFMD/60	€ 1.593,00
700+700x1000÷1999	ES2LCFMD/70	€ 1.423,00	ES2LCXFMD/70	€ 1.523,00
700+700x2200÷2400	--	--	ES2LCXFMD/70	€ 1.570,00
700+700x2500÷2700	--	--	ES2LCXFMD/70	€ 1.593,00
800+800x1000÷1999	ES2LCFMD/80	€ 1.423,00	ES2LCXFMD/80	€ 1.523,00
800+800x2200÷2400	--	--	ES2LCXFMD/80	€ 1.570,00
800+800x2500÷2700	--	--	ES2LCXFMD/80	€ 1.593,00
900+900x1000÷1999	ES2LCFMD/90	€ 1.541,00	ES2LCXFMD/90	€ 1.649,00
900+900x2200÷2400	--	--	ES2LCXFMD/90	€ 1.700,00
900+900x2500÷2700	--	--	ES2LCXFMD/90	€ 1.727,00
1000+1000x1000÷1999	ES2LCFMD/100	€ 1.660,00	ES2LCXFMD/100	€ 1.777,00
1000+1000x2200÷2400	--	--	ES2LCXFMD/100	€ 1.831,00
1000+1000x2500÷2700	--	--	ES2LCXFMD/100	€ 1.859,00
1100+1100x1000÷1999	--	--	ES2LCXFMD/110	€ 2.115,00
1100+1100x2200÷2400	--	--	ES2LCXFMD/110	€ 2.179,00
1100+1100x2500÷2700	--	--	ES2LCXFMD/110	€ 2.213,00
1200+1200x1000÷1999	--	--	ES2LCXFMD/120	€ 2.115,00
1200+1200x2200÷2400	--	--	ES2LCXFMD/120	€ 2.179,00
1200+1200x2500÷2700	--	--	ES2LCXFMD/120	€ 2.213,00
1300+1300x1000÷1999	--	--	ES2LCXFMD/130	€ 2.221,00
1300+1300x2200÷2400	--	--	ES2LCXFMD/130	€ 2.289,00
1300+1300x2500÷2700	--	--	ES2LCXFMD/130	€ 2.324,00

TECHNICAL

- ▶ IMPORTANT: when using a pocket door with internal dims of 54 mm max door thickness 40 mm (including eventual glazing beads)
- ▶ Production with customized dimensions (for prices see superior size)
- ▶ Passage width is reduced by 14 mm
- ▶ Possibility to have the system for 150 kg = additional +5% to the above price

LOGISTICS

- ▶ Supplied in 3 boxes
- ▶ Production time: 15 working days

ECLISSE SYNTESIS LINE DOUBLE

STUD WALL



STANDARD	WALL THICKNESS 150 mm	
	PRE-ASSEMBLED - IP= 54 mm	
PASSAGE SIZE AxH mm	CODE	PRICE
600+600x2000	ES2LCY060DA	€ 1.373,00
600+600x2100	ES2LCY060DB	€ 1.373,00
700+700x2000	ES2LCY070DA	€ 1.373,00
700+700x2100	ES2LCY070DB	€ 1.373,00
800+800x2000	ES2LCY080DA	€ 1.373,00
800+800x2100	ES2LCY080DB	€ 1.373,00
900+900x2000	ES2LCY090DA	€ 1.487,00
900+900x2100	ES2LCY090DB	€ 1.487,00
1000+1000x2000	ES2LCY100DA	€ 1.602,00
1000+1000x2100	ES2LCY100DB	€ 1.602,00
1100+1100x2000	ES2LCY110DA	€ 1.907,00
1100+1100x2100	ES2LCY110DB	€ 1.907,00
1200+1200x2000	ES2LCY120DA	€ 1.907,00
1200+1200x2100	ES2LCY120DB	€ 1.907,00
1300+1300x2000	ES2LCY130DA	€ 2.002,00
1300+1300x2100	ES2LCY130DB	€ 2.002,00

NON STANDARD	WALL THICKNESS 150 mm	
	PRE-ASSEMBLED - IP= 54 mm	
PASSAGE SIZE AxH mm	CODE	PRICE
600+600x1000÷1999	ES2LCYFMD/60	€ 1.706,00
600+600x2200÷2400	ES2LCYFMD/60	€ 1.757,00
600+600x2500÷2700	ES2LCYFMD/60	€ 1.785,00
600+600x2800÷3000	ES2LFMC	€ 1.858,00
700+700x1000÷1999	ES2LCYFMD/70	€ 1.706,00
700+700x2200÷2400	ES2LCYFMD/70	€ 1.757,00
700+700x2500÷2700	ES2LCYFMD/70	€ 1.785,00
700+700x2800÷3000	ES2LFMC	€ 1.944,00
800+800x1000÷1999	ES2LCYFMD/80	€ 1.706,00
800+800x2200÷2400	ES2LCYFMD/80	€ 1.757,00
800+800x2500÷2700	ES2LCYFMD/80	€ 1.785,00
800+800x2800÷3000	ES2LFMC	€ 2.020,00
900+900x1000÷1999	ES2LCYFMD/90	€ 1.848,00
900+900x2200÷2400	ES2LCYFMD/90	€ 1.905,00
900+900x2500÷2700	ES2LCYFMD/90	€ 1.933,00
900+900x2800÷3000	ES2LFMC	€ 2.098,00
1000+1000x1000÷1999	ES2LCYFMD/100	€ 1.990,00
1000+1000x2200÷2400	ES2LCYFMD/100	€ 2.051,00
1000+1000x2500÷2700	ES2LCYFMD/100	€ 2.082,00
1000+1000x2800÷3000	ES2LFMC	€ 2.390,00
1100+1100x1000÷1999	ES2LCYFMD/110	€ 2.369,00
1100+1100x2200÷2400	ES2LCYFMD/110	€ 2.441,00
1100+1100x2500÷2700	ES2LCYFMD/110	€ 2.478,00
1100+1100x2800÷3000	ES2LFMC	€ 2.597,00

TECHNICAL

- ▶ IMPORTANT: when using a pocket door with internal dims of 54 mm max door thickness 40 mm (including eventual glazing beads)
- ▶ Production with customized dimensions (for prices see superior size)
- ▶ Passage width is reduced by 14 mm
- ▶ Possibility to have the system for 150 kg = additional +5% to the above price

LOGISTICS

- ▶ Supplied in 3 boxes
- ▶ Production time: 15 working days

ECLISSE SYNTESIS LINE DOUBLE

STUD WALL



NON STANDARD	WALL THICKNESS 150 mm	
	PRE-ASSEMBLED - IP= 54 mm	
PASSAGE SIZE AxH mm	CODE	PRICE
1200+1200x1000÷1999	ES2LCYFMD/120	€ 2.369,00
1200+1200x2200÷2400	ES2LCYFMD/120	€ 2.441,00
1200+1200x2500÷2700	ES2LCYFMD/120	€ 2.478,00
1200+1200x2800÷3000	ES2LFMC	€ 2.679,00
1300+1300x1000÷1999	ES2LCYFMD/130	€ 2.487,00
1300+1300x2200÷2400	ES2LCYFMD/130	€ 2.563,00
1300+1300x2500÷2700	ES2LCYFMD/130	€ 2.602,00
1300+1300x2800÷3000	ES2LFMC	€ 2.827,00
1400+1400x1000÷1999	ES2LFMC	€ 2.213,00
1400+1400x2000÷2100	ES2LFMC	€ 2.742,00
1400+1400x2200÷2400	ES2LFMC	€ 2.950,00
1400+1400x2500÷2700	ES2LFMC	€ 3.157,00
1400+1400x2800÷3000	ES2LFMC	€ 3.363,00
1500+1500x1000÷1999	ES2LFMC	€ 2.277,00
1500+1500x2000÷2100	ES2LFMC	€ 2.829,00
1500+1500x2200÷2400	ES2LFMC	€ 3.039,00
1500+1500x2500÷2700	ES2LFMC	€ 3.250,00
1500+1500x2800÷3000	ES2LFMC	€ 3.460,00
1600+1600x1000÷1999	ES2LFMC	€ 2.342,00
1600+1600x2000÷2100	ES2LFMC	€ 2.915,00
1600+1600x2200÷2400	ES2LFMC	€ 3.129,00
1600+1600x2500÷2700	ES2LFMC	€ 3.343,00
1600+1600x2800÷3000	ES2LFMC	€ 3.556,00
1700+1700x1000÷1999	ES2LFMC	€ 2.405,00
1700+1700x2000÷2100	ES2LFMC	€ 3.002,00
1700+1700x2200÷2400	ES2LFMC	€ 3.219,00
1700+1700x2500÷2700	ES2LFMC	€ 3.437,00
1700+1700x2800÷3000	ES2LFMC	€ 3.653,00
1800+1800x1000÷1999	ES2LFMC	€ 2.470,00
1800+1800x2000÷2100	ES2LFMC	€ 3.088,00
1800+1800x2200÷2400	ES2LFMC	€ 3.308,00
1800+1800x2500÷2700	ES2LFMC	€ 3.529,00
1800+1800x2800÷3000	ES2LFMC	€ 3.750,00
1900+1900x1000÷1999	ES2LFMC	€ 2.533,00
1900+1900x2000÷2100	ES2LFMC	€ 3.174,00
1900+1900x2200÷2400	ES2LFMC	€ 3.398,00
1900+1900x2500÷2700	ES2LFMC	€ 3.622,00
1900+1900x2800÷3000	ES2LFMC	€ 3.847,00
2000+2000x1000÷1999	ES2LFMC	€ 2.598,00
2000+2000x2000÷2100	ES2LFMC	€ 3.261,00
2000+2000x2200÷2400	ES2LFMC	€ 3.488,00
2000+2000x2500÷2700	ES2LFMC	€ 3.715,00
2000+2000x2800÷3000	ES2LFMC	€ 3.943,00

TECHNICAL

- ▶ IMPORTANT: when using a pocket door with internal dims of 54 mm max door thickness 40 mm (including eventual glazing beads)
- ▶ Production with customized dimensions (for prices see superior size)
- ▶ Passage width is reduced by 14 mm
- ▶ Possibility to have the system for 150 kg = additional +5% to the above price

LOGISTICS

- ▶ Supplied in 3 boxes
- ▶ Production time: 15 working days

ECLISSE SYNTESIS LUCE SINGLE

SOLID WALL



STANDARD	WALL THICKNESS 150 mm	
	PRE-ASSEMBLED - IP= 54 mm	
PASSAGE SIZE AxH mm	CODE	PRICE
600x2000	ES2LU060SA	€ 960,00
600x2100	ES2LU060SB	€ 960,00
700x2000	ES2LU070SA	€ 960,00
700x2100	ES2LU070SB	€ 960,00
800x2000	ES2LU080SA	€ 960,00
800x2100	ES2LU080SB	€ 960,00
900x2000	ES2LU090SA	€ 1.036,00
900x2100	ES2LU090SB	€ 1.036,00
1000x2000	ES2LU100SA	€ 1.099,00
1000x2100	ES2LU100SB	€ 1.099,00
1100x2000	ES2LU110SA	€ 1.308,00
1100x2100	ES2LU110SB	€ 1.308,00
1200x2000	ES2LU120SA	€ 1.308,00
1200x2100	ES2LU120SB	€ 1.308,00
1300x2000	ES2LU130SA	€ 1.423,00
1300x2100	ES2LU130SB	€ 1.423,00

NON STANDARD	WALL THICKNESS 150 mm	
	PRE-ASSEMBLED - IP= 54 mm	
PASSAGE SIZE AxH mm	CODE	PRICE
600x1000÷1999	ES2LUFM/60	€ 1.136,00
600x2200÷2400	ES2LUFM/60	€ 1.311,00
600x2500÷2700	ES2LUFM/60	€ 1.331,00
700x1000÷1999	ES2LUFM/70	€ 1.136,00
700x2200÷2400	ES2LUFM/70	€ 1.311,00
700x2500÷2700	ES2LUFM/70	€ 1.331,00
800x1000÷1999	ES2LUFM/80	€ 1.136,00
800x2200÷2400	ES2LUFM/80	€ 1.311,00
800x2500÷2700	ES2LUFM/80	€ 1.331,00
900x1000÷1999	ES2LUFM/90	€ 1.230,00
900x2200÷2400	ES2LUFM/90	€ 1.425,00
900x2500÷2700	ES2LUFM/90	€ 1.447,00
1000x1000÷1999	ES2LUFM/100	€ 1.302,00
1000x2200÷2400	ES2LUFM/100	€ 1.504,00
1000x2500÷2700	ES2LUFM/100	€ 1.528,00
1100x1000÷1999	ES2LUFM/110	€ 1.554,00
1100x2200÷2400	ES2LUFM/110	€ 1.801,00
1100x2500÷2700	ES2LUFM/110	€ 1.828,00
1200x1000÷1999	ES2LUFM/120	€ 1.554,00
1200x2200÷2400	ES2LUFM/120	€ 1.801,00
1200x2500÷2700	ES2LUFM/120	€ 1.828,00
1300x1000÷1999	ES2LUFM/130	€ 1.698,00
1300x2200÷2400	ES2LUFM/130	€ 1.972,00
1300x2500÷2700	ES2LUFM/130	€ 2.002,00

TECHNICAL

- ▶ IMPORTANT: when using a pocket door with internal dims of 54 mm max door thickness 40 mm (including eventual glazing beads)
- ▶ For solid wall version, only standard positions for the electrical boxes are possible
- ▶ Production with customized dimensions (for prices see superior size)
- ▶ 2 electrical boxes are provided for Syntesis Luce Single
- ▶ Passage width is reduced by 7 mm
- ▶ Possibility to have the system for 150 kg = additional +5% to the above price

LOGISTICS

- ▶ Frames with passage width up to 1000 mm are supplied in 1 box; over 1000 mm: 2 boxes
- ▶ Production time: 15 working days

ECLISSE SYNTESIS LUCE SINGLE

STUD WALL



STANDARD	WALL THICKNESS 150 mm	
	PRE-ASSEMBLED - IP= 54 mm	
PASSAGE SIZE A x H mm	CODE	PRICE
600x2000	ES2LUC060SA	€ 875,00
600x2100	ES2LUC060SB	€ 875,00
700x2000	ES2LUC070SA	€ 875,00
700x2100	ES2LUC070SB	€ 875,00
800x2000	ES2LUC080SA	€ 875,00
800x2100	ES2LUC080SB	€ 875,00
900x2000	ES2LUC090SA	€ 942,00
900x2100	ES2LUC090SB	€ 942,00
1000x2000	ES2LUC100SA	€ 1.011,00
1000x2100	ES2LUC100SB	€ 1.011,00
1100x2000	ES2LUC110SA	€ 1.193,00
1100x2100	ES2LUC110SB	€ 1.193,00
1200x2000	ES2LUC120SA	€ 1.193,00
1200x2100	ES2LUC120SB	€ 1.193,00
1300x2000	ES2LUC130SA	€ 1.306,00
1300x2100	ES2LUC130SB	€ 1.306,00

NON STANDARD	WALL THICKNESS 150 mm	
	PRE-ASSEMBLED - IP= 54 mm	
PASSAGE SIZE A x H mm	CODE	PRICE
600x1000÷1999	ES2LUCFM/60	€ 1.036,00
600x2200÷2400	ES2LUCFM/60	€ 1.197,00
600x2500÷2700	ES2LUCFM/60	€ 1.216,00
700x1000÷1999	ES2LUCFM/70	€ 1.036,00
700x2200÷2400	ES2LUCFM/70	€ 1.197,00
700x2500÷2700	ES2LUCFM/70	€ 1.216,00
800x1000÷1999	ES2LUCFM/80	€ 1.036,00
800x2200÷2400	ES2LUCFM/80	€ 1.197,00
800x2500÷2700	ES2LUCFM/80	€ 1.216,00
900x1000÷1999	ES2LUCFM/90	€ 1.126,00
900x2200÷2400	ES2LUCFM/90	€ 1.309,00
900x2500÷2700	ES2LUCFM/90	€ 1.329,00
1000x1000÷1999	ES2LUCFM/100	€ 1.199,00
1000x2200÷2400	ES2LUCFM/100	€ 1.388,00
1000x2500÷2700	ES2LUCFM/100	€ 1.409,00
1100x1000÷1999	ES2LUCFM/110	€ 1.425,00
1100x2200÷2400	ES2LUCFM/110	€ 1.656,00
1100x2500÷2700	ES2LUCFM/110	€ 1.681,00
1200x1000÷1999	ES2LUCFM/120	€ 1.425,00
1200x2200÷2400	ES2LUCFM/120	€ 1.656,00
1200x2500÷2700	ES2LUCFM/120	€ 1.681,00
1300x1000÷1999	ES2LUCFM/130	€ 1.559,00
1300x2200÷2400	ES2LUCFM/130	€ 1.813,00
1300x2500÷2700	ES2LUCFM/130	€ 1.840,00

TECHNICAL

- ▶ **IMPORTANT:** when using a pocket door with internal dims of 54 mm max door thickness 40 mm (including eventual glazing beads)
- ▶ For stud wall version, use only one plasterboard on each side of the pocket, but use 2 plasterboard layers on 100 mm studwork
- ▶ Production with customized dimensions (for prices see superior size)
- ▶ 2 electrical boxes are provided for Syntesis Luce Single
- ▶ Passage width is reduced by 7 mm
- ▶ Possibility to have the system for 150 kg = additional +5% to the above price

LOGISTICS

- ▶ Frames with passage width up to 1000 mm are supplied in 1 box; over 1000 mm: 2 boxes
- ▶ Production time: 15 working days

ECLISSE SYNTESIS LUCE DOUBLE

SOLID WALL



STANDARD	WALL THICKNESS 150 mm	
	PRE-ASSEMBLED - IP= 54 mm	
PASSAGE SIZE AxH mm	CODE	PRICE
600+600x2000	ES2LU060DA	€ 1.771,00
600+600x2100	ES2LU060DB	€ 1.771,00
700+700x2000	ES2LU070DA	€ 1.771,00
700+700x2100	ES2LU070DB	€ 1.771,00
800+800x2000	ES2LU080DA	€ 1.771,00
800+800x2100	ES2LU080DB	€ 1.771,00
900+900x2000	ES2LU090DA	€ 1.909,00
900+900x2100	ES2LU090DB	€ 1.909,00
1000+1000x2000	ES2LU100DA	€ 2.025,00
1000+1000x2100	ES2LU100DB	€ 2.025,00
1100+1100x2000	ES2LU110DA	€ 2.349,00
1100+1100x2100	ES2LU110DB	€ 2.349,00
1200+1200x2000	ES2LU120DA	€ 2.349,00
1200+1200x2100	ES2LU120DB	€ 2.349,00
1300+1300x2000	ES2LU130DA	€ 2.638,00
1300+1300x2100	ES2LU130DB	€ 2.638,00

NON STANDARD	WALL THICKNESS 150 mm	
	PRE-ASSEMBLED - IP= 54 mm	
PASSAGE SIZE AxH mm	CODE	PRICE
600+600x1000÷1999	ES2LUFMD/60	€ 2.100,00
600+600x2200÷2400	ES2LUFMD/60	€ 2.428,00
600+600x2500÷2700	ES2LUFMD/60	€ 2.466,00
700+700x1000÷1999	ES2LUFMD/70	€ 2.100,00
700+700x2200÷2400	ES2LUFMD/70	€ 2.428,00
700+700x2500÷2700	ES2LUFMD/70	€ 2.466,00
800+800x1000÷1999	ES2LUFMD/80	€ 2.100,00
800+800x2200÷2400	ES2LUFMD/80	€ 2.428,00
800+800x2500÷2700	ES2LUFMD/80	€ 2.466,00
900+900x1000÷1999	ES2LUFMD/90	€ 2.283,00
900+900x2200÷2400	ES2LUFMD/90	€ 2.656,00
900+900x2500÷2700	ES2LUFMD/90	€ 2.697,00
1000+1000x1000÷1999	ES2LUFMD/100	€ 2.427,00
1000+1000x2200÷2400	ES2LUFMD/100	€ 2.827,00
1000+1000x2500÷2700	ES2LUFMD/100	€ 2.871,00
1100+1100x1000÷1999	ES2LUFMD/110	€ 2.902,00
1100+1100x2200÷2400	ES2LUFMD/110	€ 3.454,00
1100+1100x2500÷2700	ES2LUFMD/110	€ 3.507,00
1200+1200x1000÷1999	ES2LUFMD/120	€ 2.902,00
1200+1200x2200÷2400	ES2LUFMD/120	€ 3.454,00
1200+1200x2500÷2700	ES2LUFMD/120	€ 3.507,00
1300+1300x1000÷1999	ES2LUFMD/130	€ 3.217,00
1300+1300x2200÷2400	ES2LUFMD/130	€ 3.796,00
1300+1300x2500÷2700	ES2LUFMD/130	€ 3.855,00

TECHNICAL

- ▶ IMPORTANT: when using a pocket door with internal dims of 54 mm max door thickness 40 mm (including eventual glazing beads)
- ▶ For solid wall version, only standard positions for the electrical boxes are possible
- ▶ Production with customized dimensions (for prices see superior size)
- ▶ 4 electrical boxes are provided for Syntesis Luce Double
- ▶ Passage width is reduced by 14 mm
- ▶ Possibility to have the system for 150 kg = additional +5% to the above price

LOGISTICS

- ▶ Supplied in 3 boxes
- ▶ Production time: 15 working days

ECLISSE SYNTESIS LUCE DOUBLE

STUD WALL



STANDARD	WALL THICKNESS 150 mm	
	PRE-ASSEMBLED - IP= 54 mm	
PASSAGE SIZE A x H mm	CODE	PRICE
600+600x2000	ES2LUC060DA	€ 1.613,00
600+600x2100	ES2LUC060DB	€ 1.613,00
700+700x2000	ES2LUC070DA	€ 1.613,00
700+700x2100	ES2LUC070DB	€ 1.613,00
800+800x2000	ES2LUC080DA	€ 1.613,00
800+800x2100	ES2LUC080DB	€ 1.613,00
900+900x2000	ES2LUC090DA	€ 1.749,00
900+900x2100	ES2LUC090DB	€ 1.749,00
1000+1000x2000	ES2LUC100DA	€ 1.874,00
1000+1000x2100	ES2LUC100DB	€ 1.874,00
1100+1100x2000	ES2LUC110DA	€ 2.215,00
1100+1100x2100	ES2LUC110DB	€ 2.215,00
1200+1200x2000	ES2LUC120DA	€ 2.215,00
1200+1200x2100	ES2LUC120DB	€ 2.215,00
1300+1300x2000	ES2LUC130DA	€ 2.522,00
1300+1300x2100	ES2LUC130DB	€ 2.522,00

NON STANDARD	WALL THICKNESS 150 mm	
	PRE-ASSEMBLED - IP= 54 mm	
PASSAGE SIZE A x H mm	CODE	PRICE
600+600x1000÷1999	ES2LUCFMD/60	€ 1.925,00
600+600x2200÷2400	ES2LUCFMD/60	€ 2.238,00
600+600x2500÷2700	ES2LUCFMD/60	€ 2.272,00
700+700x1000÷1999	ES2LUCFMD/70	€ 1.925,00
700+700x2200÷2400	ES2LUCFMD/70	€ 2.238,00
700+700x2500÷2700	ES2LUCFMD/70	€ 2.272,00
800+800x1000÷1999	ES2LUCFMD/80	€ 1.925,00
800+800x2200÷2400	ES2LUCFMD/80	€ 2.238,00
800+800x2500÷2700	ES2LUCFMD/80	€ 2.272,00
900+900x1000÷1999	ES2LUCFMD/90	€ 2.117,00
900+900x2200÷2400	ES2LUCFMD/90	€ 2.484,00
900+900x2500÷2700	ES2LUCFMD/90	€ 2.522,00
1000+1000x1000÷1999	ES2LUCFMD/100	€ 2.236,00
1000+1000x2200÷2400	ES2LUCFMD/100	€ 2.596,00
1000+1000x2500÷2700	ES2LUCFMD/100	€ 2.635,00
1100+1100x1000÷1999	ES2LUCFMD/110	€ 2.657,00
1100+1100x2200÷2400	ES2LUCFMD/110	€ 3.099,00
1100+1100x2500÷2700	ES2LUCFMD/110	€ 3.146,00
1200+1200x1000÷1999	ES2LUCFMD/120	€ 2.657,00
1200+1200x2200÷2400	ES2LUCFMD/120	€ 3.099,00
1200+1200x2500÷2700	ES2LUCFMD/120	€ 3.146,00
1300+1300x1000÷1999	ES2LUCFMD/130	€ 3.006,00
1300+1300x2200÷2400	ES2LUCFMD/130	€ 3.491,00
1300+1300x2500÷2700	ES2LUCFMD/130	€ 3.545,00

TECHNICAL

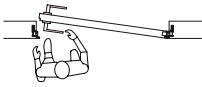
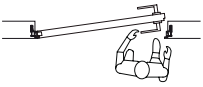
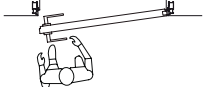
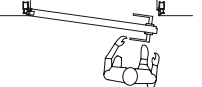
- ▶ IMPORTANT: when using a pocket door with internal dims of 54 mm max door thickness 40 mm (including eventual glazing beads)
- ▶ For stud wall version, use only one plasterboard on each side of the pocket, but use 2 plasterboard layers on 100 mm studwork
- ▶ Production with customized dimensions (for prices see superior size)
- ▶ 4 electrical boxes are provided for Syntesis Luce Double
- ▶ Passage width is reduced by 14 mm
- ▶ Possibility to have the system for 150 kg = additional +5% to the above price

LOGISTICS

- ▶ Supplied in 3 boxes
- ▶ Production time: 15 working days

ECLISSE SYNTESIS LINE BATTENTE

FRAME ONLY

STANDARD	FRAME ONLY				PRICE
	KIT and PRE-ASSEMBLED				
	PUSH RIGHT	PUSH LEFT	PULL RIGHT	PULL LEFT	
					
PASSAGE SIZE LxH mm	CODE	CODE	CODE	CODE	
600x2000	ESB_FMSD/60	ESB_FMSS/60	ESB_FMTD/60	ESB_FMTS/60	€ 454,00
600x2100	ESB_060SBSD	ESB_060SBSS	ESB_060SBTD	ESB_060SBTS	€ 466,00
600x2400	ESB_060SRSD	ESB_060SRSS	ESB_060SRTD	ESB_060SRTS	€ 542,00
700x2000	ESB_FMSD/70	ESB_FMSS/70	ESB_FMTD/70	ESB_FMTS/70	€ 462,00
700x2100	ESB_070SBSD	ESB_070SBSS	ESB_070SBTD	ESB_070SBTS	€ 482,00
700x2400	ESB_070SRSD	ESB_070SRSS	ESB_070SRTD	ESB_070SRTS	€ 553,00
800x2000	ESB_FMSD/80	ESB_FMSS/80	ESB_FMTD/80	ESB_FMTS/80	€ 468,00
800x2100	ESB_080SBSD	ESB_080SBSS	ESB_080SBTD	ESB_080SBTS	€ 492,00
800x2400	ESB_080SRSD	ESB_080SRSS	ESB_080SRTD	ESB_080SRTS	€ 564,00
900x2000	ESB_FMSD/90	ESB_FMSS/90	ESB_FMTD/90	ESB_FMTS/90	€ 489,00
900x2100	ESB_090SBSD	ESB_090SBSS	ESB_090SBTD	ESB_090SBTS	€ 505,00
900x2400	ESB_090SRSD	ESB_090SRSS	ESB_090SRTD	ESB_090SRTS	€ 575,00
1000x2000	ESB_FMSD/100	ESB_FMSS/100	ESB_FMTD/100	ESB_FMTS/100	€ 537,00
1000x2100	ESB_100SBSD	ESB_100SBSS	ESB_100SBTD	ESB_100SBTS	€ 549,00
1000x2400	ESB_100SRSD	ESB_100SRSS	ESB_100SRTD	ESB_100SRTS	€ 622,00

TECHNICAL

- ▶ To identify the code specify () kit or assembled **K**=Kit ; **A**=Assembled - i.e.:
600x2000 kit = Code: ESBKFMSD/60
- ▶ Production with customized dimensions (for prices see superior size)
- ▶ Hardware kit is not included
- ▶ Available with header, without header or inclined
- ▶ For Syntesis Line Battente inclined: additional +60% to the above price
- ▶ Preparation for door closer: +€25,00 net price
- ▶ For electric strike additional 7% has to be applied to the above gross prices

LOGISTICS

- ▶ Supplied in 1 box
- ▶ Production time: 15 working days

ECLISSE SYNTESIS LINE BATTENTE

FRAME ONLY



NON STANDARD	FRAME ONLY				
	KIT and PRE-ASSEMBLED				
	PUSH RIGHT	PUSH LEFT	PULL RIGHT	PULL LEFT	
PASSAGE SIZE LxH mm	CODE	CODE	CODE	CODE	PRICE
600x1650÷1999	ESB_FMSD/60	ESB_FMSS/60	ESB_FMTD/60	ESB_FMST/60	€ 431,00
600x2200	ESB_FMSD/60	ESB_FMSS/60	ESB_FMTD/60	ESB_FMST/60	€ 518,00
600x2300	ESB_FMSD/60	ESB_FMSS/60	ESB_FMTD/60	ESB_FMST/60	€ 536,00
600x2500	ESB_FMSD/60	ESB_FMSS/60	ESB_FMTD/60	ESB_FMST/60	€ 603,00
600x2600	ESB_FMSD/60	ESB_FMSS/60	ESB_FMTD/60	ESB_FMST/60	€ 684,00
600x2700	ESB_FMSD/60	ESB_FMSS/60	ESB_FMTD/60	ESB_FMST/60	€ 713,00
600x2800	ESB_FMSD/60	ESB_FMSS/60	ESB_FMTD/60	ESB_FMST/60	€ 739,00
600x2900	ESB_FMSD/60	ESB_FMSS/60	ESB_FMTD/60	ESB_FMST/60	€ 766,00
600x3000	ESB_FMSD/60	ESB_FMSS/60	ESB_FMTD/60	ESB_FMST/60	€ 792,00
700x1650÷1999	ESB_FMSD/70	ESB_FMSS/70	ESB_FMTD/70	ESB_FMST/70	€ 439,00
700x2200	ESB_FMSD/70	ESB_FMSS/70	ESB_FMTD/70	ESB_FMST/70	€ 537,00
700x2300	ESB_FMSD/70	ESB_FMSS/70	ESB_FMTD/70	ESB_FMST/70	€ 547,00
700x2500	ESB_FMSD/70	ESB_FMSS/70	ESB_FMTD/70	ESB_FMST/70	€ 614,00
700x2600	ESB_FMSD/70	ESB_FMSS/70	ESB_FMTD/70	ESB_FMST/70	€ 698,00
700x2700	ESB_FMSD/70	ESB_FMSS/70	ESB_FMTD/70	ESB_FMST/70	€ 732,00
700x2800	ESB_FMSD/70	ESB_FMSS/70	ESB_FMTD/70	ESB_FMST/70	€ 760,00
700x2900	ESB_FMSD/70	ESB_FMSS/70	ESB_FMTD/70	ESB_FMST/70	€ 787,00
700x3000	ESB_FMSD/70	ESB_FMSS/70	ESB_FMTD/70	ESB_FMST/70	€ 814,00
800x1650÷1999	ESB_FMSD/80	ESB_FMSS/80	ESB_FMTD/80	ESB_FMST/80	€ 445,00
800x2200	ESB_FMSD/80	ESB_FMSS/80	ESB_FMTD/80	ESB_FMST/80	€ 554,00
800x2300	ESB_FMSD/80	ESB_FMSS/80	ESB_FMTD/80	ESB_FMST/80	€ 554,00
800x2500	ESB_FMSD/80	ESB_FMSS/80	ESB_FMTD/80	ESB_FMST/80	€ 623,00
800x2600	ESB_FMSD/80	ESB_FMSS/80	ESB_FMTD/80	ESB_FMST/80	€ 760,00
800x2700	ESB_FMSD/80	ESB_FMSS/80	ESB_FMTD/80	ESB_FMST/80	€ 811,00
800x2800	ESB_FMSD/80	ESB_FMSS/80	ESB_FMTD/80	ESB_FMST/80	€ 841,00
800x2900	ESB_FMSD/80	ESB_FMSS/80	ESB_FMTD/80	ESB_FMST/80	€ 871,00
800x3000	ESB_FMSD/80	ESB_FMSS/80	ESB_FMTD/80	ESB_FMST/80	€ 901,00
900x1650÷1999	ESB_FMSD/90	ESB_FMSS/90	ESB_FMTD/90	ESB_FMST/90	€ 465,00
900x2200	ESB_FMSD/90	ESB_FMSS/90	ESB_FMTD/90	ESB_FMST/90	€ 567,00
900x2300	ESB_FMSD/90	ESB_FMSS/90	ESB_FMTD/90	ESB_FMST/90	€ 567,00
900x2500	ESB_FMSD/90	ESB_FMSS/90	ESB_FMTD/90	ESB_FMST/90	€ 637,00
900x2600	ESB_FMSD/90	ESB_FMSS/90	ESB_FMTD/90	ESB_FMST/90	€ 817,00
900x2700	ESB_FMSD/90	ESB_FMSS/90	ESB_FMTD/90	ESB_FMST/90	€ 853,00
900x2800	ESB_FMSD/90	ESB_FMSS/90	ESB_FMTD/90	ESB_FMST/90	€ 884,00
900x2900	ESB_FMSD/90	ESB_FMSS/90	ESB_FMTD/90	ESB_FMST/90	€ 916,00
900x3000	ESB_FMSD/90	ESB_FMSS/90	ESB_FMTD/90	ESB_FMST/90	€ 948,00
1000x1650÷1999	ESB_FMSD/100	ESB_FMSS/100	ESB_FMTD/100	ESB_FMST/100	€ 510,00
1000x2200	ESB_FMSD/100	ESB_FMSS/100	ESB_FMTD/100	ESB_FMST/100	€ 613,00
1000x2300	ESB_FMSD/100	ESB_FMSS/100	ESB_FMTD/100	ESB_FMST/100	€ 613,00
1000x2500	ESB_FMSD/100	ESB_FMSS/100	ESB_FMTD/100	ESB_FMST/100	€ 693,00
1000x2600	ESB_FMSD/100	ESB_FMSS/100	ESB_FMTD/100	ESB_FMST/100	€ 880,00
1000x2700	ESB_FMSD/100	ESB_FMSS/100	ESB_FMTD/100	ESB_FMST/100	€ 917,00
1000x2800	ESB_FMSD/100	ESB_FMSS/100	ESB_FMTD/100	ESB_FMST/100	€ 951,00
1000x2900	ESB_FMSD/100	ESB_FMSS/100	ESB_FMTD/100	ESB_FMST/100	€ 985,00
1000x3000	ESB_FMSD/100	ESB_FMSS/100	ESB_FMTD/100	ESB_FMST/100	€ 1.019,00

TECHNICAL

- ▶ To identify the code specify (K) kit or assembled **K=Kit ; A=Assembled** - i.e.: 600x2000 kit = Code: ESBKFMSD/60
- ▶ Production with customized dimensions (for prices see superior size)
- ▶ Hardware kit is not included
- ▶ Available with header, without header or inclined
- ▶ For Syntesis Line Battente inclined: additional +60% to the above price
- ▶ Preparation for door closer: +€25,00 net price
- ▶ For electric strike additional 7% has to be applied to the above gross prices


LOGISTICS

- ▶ Supplied in 1 box
- ▶ Production time: 15 working days

ECLISSE SYNTESIS LINE BATTENTE DOUBLE

FRAME ONLY

STANDARD	FRAME ONLY			
	KIT and PRE-ASSEMBLED			
	RIGHT DOOR PUSH LEFT DOOR FIXED	LEFT DOOR PUSH RIGHT DOOR FIXED	RIGHT DOOR PULL LEFT DOOR FIXED	LEFT DOOR PULL RIGHT DOOR FIXED



PASSAGE SIZE LxH mm	CODE	CODE	PRICE
1200x2000	ESB_FMDS/120	ESB_FMDT/120	€ 631,00
1200x2100	ESB_120DBS	ESB_120DBT	€ 631,00
1200x2400	ESB_120DRS	ESB_120DRT	€ 695,00
1400x2000	ESB_FMDS/140	ESB_FMDT/140	€ 686,00
1400x2100	ESB_140DBS	ESB_140DBT	€ 686,00
1400x2400	ESB_140DRS	ESB_140DRT	€ 742,00
1600x2000	ESB_FMDS/160	ESB_FMDT/160	€ 712,00
1600x2100	ESB_160DBS	ESB_160DBT	€ 712,00
1600x2400	ESB_160DRS	ESB_160DRT	€ 794,00
1800x2000	ESB_FMDS/180	ESB_FMDT/180	€ 742,00
1800x2100	ESB_180DBS	ESB_180DBT	€ 742,00
1800x2400	ESB_180DRS	ESB_180DRT	€ 817,00
2000x2000	ESB_FMDS/200	ESB_FMDT/200	€ 780,00
2000x2100	ESB_200DBS	ESB_200DBT	€ 780,00
2000x2400	ESB_200DRS	ESB_200DRT	€ 844,00

TECHNICAL

- ▶ To identify the code specify () kit or assembled **K**=Kit ; **A**=Assembled - i.e.:
1200x2000 kit = Code: ESBKFMDs/120
- ▶ Production with customized dimensions (for prices see superior size)
- ▶ Hardware kit is not included
- ▶ Available only with header
- ▶ Preparation for door closer: +€25,00 net price
- ▶ For electric strike additional 7% has to be applied to the above gross prices

LOGISTICS

- ▶ Supplied in 1 box
- ▶ Production time: 15 working days

ECLISSE SYNTESIS LINE BATTENTE DOUBLE

FRAME ONLY



NON STANDARD	FRAME ONLY			
	KIT and PRE-ASSEMBLED			
	RIGHT DOOR PUSH LEFT DOOR FIXED	LEFT DOOR PUSH RIGHT DOOR FIXED	RIGHT DOOR PULL LEFT DOOR FIXED	LEFT DOOR PULL RIGHT DOOR FIXED



PASSAGE SIZE LxH mm	CODE	CODE	PRICE
1200x1650÷1999	ESB_FMDS/120	ESB_FMDT/120	€ 600,00
1200x2200	ESB_FMDS/120	ESB_FMDT/120	€ 732,00
1200x2300	ESB_FMDS/120	ESB_FMDT/120	€ 732,00
1200x2500	ESB_FMDS/120	ESB_FMDT/120	€ 952,00
1200x2600	ESB_FMDS/120	ESB_FMDT/120	€ 1.054,00
1200x2700	ESB_FMDS/120	ESB_FMDT/120	€ 1.190,00
1200x2800	ESB_FMDS/120	ESB_FMDT/120	€ 1.234,00
1200x2900	ESB_FMDS/120	ESB_FMDT/120	€ 1.278,00
1200x3000	ESB_FMDS/120	ESB_FMDT/120	€ 1.322,00
1400x1650÷1999	ESB_FMDS/140	ESB_FMDT/140	€ 652,00
1400x2200	ESB_FMDS/140	ESB_FMDT/140	€ 761,00
1400x2300	ESB_FMDS/140	ESB_FMDT/140	€ 761,00
1400x2500	ESB_FMDS/140	ESB_FMDT/140	€ 1.010,00
1400x2600	ESB_FMDS/140	ESB_FMDT/140	€ 1.106,00
1400x2700	ESB_FMDS/140	ESB_FMDT/140	€ 1.238,00
1400x2800	ESB_FMDS/140	ESB_FMDT/140	€ 1.283,00
1400x2900	ESB_FMDS/140	ESB_FMDT/140	€ 1.329,00
1400x3000	ESB_FMDS/140	ESB_FMDT/140	€ 1.375,00
1600x1650÷1999	ESB_FMDS/160	ESB_FMDT/160	€ 676,00
1600x2200	ESB_FMDS/160	ESB_FMDT/160	€ 792,00
1600x2300	ESB_FMDS/160	ESB_FMDT/160	€ 792,00
1600x2500	ESB_FMDS/160	ESB_FMDT/160	€ 1.066,00
1600x2600	ESB_FMDS/160	ESB_FMDT/160	€ 1.165,00
1600x2700	ESB_FMDS/160	ESB_FMDT/160	€ 1.295,00
1600x2800	ESB_FMDS/160	ESB_FMDT/160	€ 1.343,00
1600x2900	ESB_FMDS/160	ESB_FMDT/160	€ 1.391,00
1600x3000	ESB_FMDS/160	ESB_FMDT/160	€ 1.439,00
1800x1650÷1999	ESB_FMDS/180	ESB_FMDT/180	€ 705,00
1800x2200	ESB_FMDS/180	ESB_FMDT/180	€ 834,00
1800x2300	ESB_FMDS/180	ESB_FMDT/180	€ 834,00
1800x2500	ESB_FMDS/180	ESB_FMDT/180	€ 1.123,00
1800x2600	ESB_FMDS/180	ESB_FMDT/180	€ 1.216,00
1800x2700	ESB_FMDS/180	ESB_FMDT/180	€ 1.347,00
1800x2800	ESB_FMDS/180	ESB_FMDT/180	€ 1.397,00
1800x2900	ESB_FMDS/180	ESB_FMDT/180	€ 1.447,00
1800x3000	ESB_FMDS/180	ESB_FMDT/180	€ 1.497,00
2000x1650÷1999	ESB_FMDS/200	ESB_FMDT/200	€ 741,00
2000x2200	ESB_FMDS/200	ESB_FMDT/200	€ 892,00
2000x2300	ESB_FMDS/200	ESB_FMDT/200	€ 892,00
2000x2500	ESB_FMDS/200	ESB_FMDT/200	€ 1.180,00
2000x2600	ESB_FMDS/200	ESB_FMDT/200	€ 1.293,00
2000x2700	ESB_FMDS/200	ESB_FMDT/200	€ 1.476,00
2000x2800	ESB_FMDS/200	ESB_FMDT/200	€ 1.530,00
2000x2900	ESB_FMDS/200	ESB_FMDT/200	€ 1.585,00
2000x3000	ESB_FMDS/200	ESB_FMDT/200	€ 1.640,00

TECHNICAL

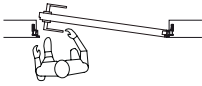
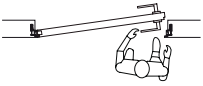
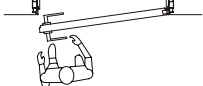
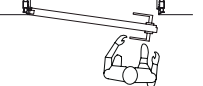
- ▶ To identify the code specify () kit or assembled **K=Kit ; A=Assembled** - i.e.: 1200x2000 kit = Code: ESBKFMDS/120
- ▶ Production with customized dimensions (for prices see superior size)
- ▶ Hardware kit is not included
- ▶ Available only with header
- ▶ Preparation for door closer: +€25,00 net price
- ▶ For electric strike additional 7% has to be applied to the above gross prices

LOGISTICS

- ▶ Supplied in 1 box
- ▶ Production time: 15 working days

ECLISSE SYNTESIS LINE BATTENTE 50

FRAME ONLY

STANDARD	FRAME ONLY				PRICE
	KIT and PRE-ASSEMBLED				
	PUSH RIGHT	PUSH LEFT	PULL RIGHT	PULL LEFT	
					
PASSAGE SIZE LxH mm	CODE	CODE	CODE	CODE	
600x2000	ESB_FMSD/60	ESB_FMSS/60	ESB_FMTD/60	ESB_FMTS/60	€ 573,00
600x2100	ESB_FMSD/60	ESB_FMSS/60	ESB_FMTD/60	ESB_FMTS/60	€ 603,00
600x2400	ESB_FMSD/60	ESB_FMSS/60	ESB_FMTD/60	ESB_FMTS/60	€ 658,00
700x2000	ESB_FMSD/70	ESB_FMSS/70	ESB_FMTD/70	ESB_FMTS/70	€ 582,00
700x2100	ESB_FMSD/70	ESB_FMSS/70	ESB_FMTD/70	ESB_FMTS/70	€ 615,00
700x2400	ESB_FMSD/70	ESB_FMSS/70	ESB_FMTD/70	ESB_FMTS/70	€ 671,00
800x2000	ESB_FMSD/80	ESB_FMSS/80	ESB_FMTD/80	ESB_FMTS/80	€ 590,00
800x2100	ESB_FMSD/80	ESB_FMSS/80	ESB_FMTD/80	ESB_FMTS/80	€ 622,00
800x2400	ESB_FMSD/80	ESB_FMSS/80	ESB_FMTD/80	ESB_FMTS/80	€ 681,00
900x2000	ESB_FMSD/90	ESB_FMSS/90	ESB_FMTD/90	ESB_FMTS/90	€ 598,00
900x2100	ESB_FMSD/90	ESB_FMSS/90	ESB_FMTD/90	ESB_FMTS/90	€ 632,00
900x2400	ESB_FMSD/90	ESB_FMSS/90	ESB_FMTD/90	ESB_FMTS/90	€ 689,00
1000x2000	ESB_FMSD/100	ESB_FMSS/100	ESB_FMTD/100	ESB_FMTS/100	€ 647,00
1000x2100	ESB_FMSD/100	ESB_FMSS/100	ESB_FMTD/100	ESB_FMTS/100	€ 656,00
1000x2400	ESB_FMSD/100	ESB_FMSS/100	ESB_FMTD/100	ESB_FMTS/100	€ 716,00

TECHNICAL

- ▶ To identify the code specify () kit or assembled **K**=Kit ; **A**=Assembled - i.e.:
600x2000 kit = Code: ESBKFMSD/60
- ▶ Production with customized dimensions (for prices see superior size)
- ▶ Hardware kit is not included
- ▶ Available with header, without header
- ▶ Preparation for door closer: +€25,00 net price

LOGISTICS

- ▶ Supplied in 1 box
- ▶ Production time: 15 working days

ECLISSE SYNTESIS LINE BATTENTE 50

FRAME ONLY



NON STANDARD	FRAME ONLY				PRICE
	KIT and PRE-ASSEMBLED				
	PUSH RIGHT	PUSH LEFT	PULL RIGHT	PULL LEFT	
PASSAGE SIZE LxH mm	CODE	CODE	CODE	CODE	
600x1650÷1999	ESB_FMSD/60	ESB_FMSS/60	ESB_FMTD/60	ESB_FMST/60	€ 564,00
600x2200	ESB_FMSD/60	ESB_FMSS/60	ESB_FMTD/60	ESB_FMST/60	€ 620,00
600x2300	ESB_FMSD/60	ESB_FMSS/60	ESB_FMTD/60	ESB_FMST/60	€ 642,00
600x2500	ESB_FMSD/60	ESB_FMSS/60	ESB_FMTD/60	ESB_FMST/60	€ 718,00
600x2600	ESB_FMSD/60	ESB_FMSS/60	ESB_FMTD/60	ESB_FMST/60	€ 815,00
600x2700	ESB_FMSD/60	ESB_FMSS/60	ESB_FMTD/60	ESB_FMST/60	€ 850,00
600x2800	ESB_FMSD/60	ESB_FMSS/60	ESB_FMTD/60	ESB_FMST/60	€ 885,00
600x2900	ESB_FMSD/60	ESB_FMSS/60	ESB_FMTD/60	ESB_FMST/60	€ 917,00
600x3000	ESB_FMSD/60	ESB_FMSS/60	ESB_FMTD/60	ESB_FMST/60	€ 949,00
700x1650÷1999	ESB_FMSD/70	ESB_FMSS/70	ESB_FMTD/70	ESB_FMST/70	€ 572,00
700x2200	ESB_FMSD/70	ESB_FMSS/70	ESB_FMTD/70	ESB_FMST/70	€ 642,00
700x2300	ESB_FMSD/70	ESB_FMSS/70	ESB_FMTD/70	ESB_FMST/70	€ 653,00
700x2500	ESB_FMSD/70	ESB_FMSS/70	ESB_FMTD/70	ESB_FMST/70	€ 730,00
700x2600	ESB_FMSD/70	ESB_FMSS/70	ESB_FMTD/70	ESB_FMST/70	€ 830,00
700x2700	ESB_FMSD/70	ESB_FMSS/70	ESB_FMTD/70	ESB_FMST/70	€ 869,00
700x2800	ESB_FMSD/70	ESB_FMSS/70	ESB_FMTD/70	ESB_FMST/70	€ 909,00
700x2900	ESB_FMSD/70	ESB_FMSS/70	ESB_FMTD/70	ESB_FMST/70	€ 935,00
700x3000	ESB_FMSD/70	ESB_FMSS/70	ESB_FMTD/70	ESB_FMST/70	€ 965,00
800x1650÷1999	ESB_FMSD/80	ESB_FMSS/80	ESB_FMTD/80	ESB_FMST/80	€ 581,00
800x2200	ESB_FMSD/80	ESB_FMSS/80	ESB_FMTD/80	ESB_FMST/80	€ 663,00
800x2300	ESB_FMSD/80	ESB_FMSS/80	ESB_FMTD/80	ESB_FMST/80	€ 670,00
800x2500	ESB_FMSD/80	ESB_FMSS/80	ESB_FMTD/80	ESB_FMST/80	€ 740,00
800x2600	ESB_FMSD/80	ESB_FMSS/80	ESB_FMTD/80	ESB_FMST/80	€ 904,00
800x2700	ESB_FMSD/80	ESB_FMSS/80	ESB_FMTD/80	ESB_FMST/80	€ 964,00
800x2800	ESB_FMSD/80	ESB_FMSS/80	ESB_FMTD/80	ESB_FMST/80	€ 1.004,00
800x2900	ESB_FMSD/80	ESB_FMSS/80	ESB_FMTD/80	ESB_FMST/80	€ 1.030,00
800x3000	ESB_FMSD/80	ESB_FMSS/80	ESB_FMTD/80	ESB_FMST/80	€ 1.066,00
900x1650÷1999	ESB_FMSD/90	ESB_FMSS/90	ESB_FMTD/90	ESB_FMST/90	€ 589,00
900x2200	ESB_FMSD/90	ESB_FMSS/90	ESB_FMTD/90	ESB_FMST/90	€ 677,00
900x2300	ESB_FMSD/90	ESB_FMSS/90	ESB_FMTD/90	ESB_FMST/90	€ 690,00
900x2500	ESB_FMSD/90	ESB_FMSS/90	ESB_FMTD/90	ESB_FMST/90	€ 756,00
900x2600	ESB_FMSD/90	ESB_FMSS/90	ESB_FMTD/90	ESB_FMST/90	€ 970,00
900x2700	ESB_FMSD/90	ESB_FMSS/90	ESB_FMTD/90	ESB_FMST/90	€ 1.011,00
900x2800	ESB_FMSD/90	ESB_FMSS/90	ESB_FMTD/90	ESB_FMST/90	€ 1.052,00
900x2900	ESB_FMSD/90	ESB_FMSS/90	ESB_FMTD/90	ESB_FMST/90	€ 1.087,00
900x3000	ESB_FMSD/90	ESB_FMSS/90	ESB_FMTD/90	ESB_FMST/90	€ 1.128,00
1000x1650÷1999	ESB_FMSD/100	ESB_FMSS/100	ESB_FMTD/100	ESB_FMST/100	€ 635,00
1000x2200	ESB_FMSD/100	ESB_FMSS/100	ESB_FMTD/100	ESB_FMST/100	€ 743,00
1000x2300	ESB_FMSD/100	ESB_FMSS/100	ESB_FMTD/100	ESB_FMST/100	€ 760,00
1000x2500	ESB_FMSD/100	ESB_FMSS/100	ESB_FMTD/100	ESB_FMST/100	€ 843,00
1000x2600	ESB_FMSD/100	ESB_FMSS/100	ESB_FMTD/100	ESB_FMST/100	€ 1.070,00
1000x2700	ESB_FMSD/100	ESB_FMSS/100	ESB_FMTD/100	ESB_FMST/100	€ 1.100,00
1000x2800	ESB_FMSD/100	ESB_FMSS/100	ESB_FMTD/100	ESB_FMST/100	€ 1.141,00
1000x2900	ESB_FMSD/100	ESB_FMSS/100	ESB_FMTD/100	ESB_FMST/100	€ 1.182,00
1000x3000	ESB_FMSD/100	ESB_FMSS/100	ESB_FMTD/100	ESB_FMST/100	€ 1.223,00

TECHNICAL

- ▶ To identify the code specify () kit or assembled **K**=Kit ; **A**=Assembled - i.e.: 600x2000 kit = Code: ESBKFMSD/60
- ▶ Production with customized dimensions (for prices see superior size)
- ▶ Hardware kit is not included
- ▶ Available with header, without header
- ▶ Preparation for door closer: +€25,00 net price

LOGISTICS

- ▶ Supplied in 1 box
- ▶ Production time: 15 working days

ECLISSE SYNTESIS LINE - ECLISSE SYNTESIS LUCE | ACOUSTIC KIT

SLIDING - PRIMER COATED - LACQUERED

The Acoustic Kit includes primer-coated or lacquered sliding doors with horizontal gaskets (weatherstrips and security profile) and a vertical kit (gaskets, magnets and hardware). The horizontal gaskets are included with the door; the vertical kit is sold separately.

PRIMER-COATED DOORS					
PASSAGE SIZE mm	600/700	800	900	1000	
HEIGHT mm	PRICE				
2000÷2100	€ 963,00	€ 1.013,00	€ 1.060,00	€ 1.112,00	
2200÷2400	€ 1.019,00	€ 1.067,00	€ 1.125,00	€ 1.188,00	
2500÷2600	€ 1.053,00	€ 1.111,00	€ 1.169,00	€ 1.236,00	
2700	€ 1.073,00	€ 1.130,00	€ 1.193,00	€ 1.261,00	

WHITE LACQUERED RAL 9010 DOORS					
PASSAGE SIZE mm	600/700	800	900	1000	
HEIGHT mm	PRICE				
2000÷2100	€ 1.050,00	€ 1.114,00	€ 1.175,00	€ 1.237,00	
2200÷2400	€ 1.116,00	€ 1.182,00	€ 1.255,00	€ 1.331,00	
2500÷2600	€ 1.164,00	€ 1.235,00	€ 1.312,00	€ 1.393,00	
2700	€ 1.183,00	€ 1.259,00	€ 1.337,00	€ 1.422,00	

CODE	ITEMS	PRICE
301042000	VERTICAL KIT (gaskets, magnets and hardware) - WHITE	€ 278,00
301042100	VERTICAL KIT (gaskets, magnets and hardware) - BLACK	€ 278,00

TECHNICAL

- ▶ For other RAL laquered colours such as greys, beiges and or soft colours, an additional 20% has to be applied to the White RAL 9010 price
- ▶ Other special RAL lacquered colours (Red, Yellow, Blue, NCS and dark colours) are available - to be quoted on request
- ▶ Door panel has the milling for the handle and the lock
- ▶ Production with customized dimensions (for prices see superior size)

LOGISTICS

- ▶ Door panel: supplied in 1 box
- ▶ Vertical set: supplied in 1 box
- ▶ Production time: 45 working days for door panel

ECLISSE SYNTESIS LINE BATTENTE | ACOUSTIC KIT

HINGED - PRIMER COATED

KIT: primer-coated or lacquered hinged door with horizontal gaskets included and hardware.

PRIMER-COATED DOORS						
PASSAGE SIZE LxH mm	600			700		
HEIGHT mm	CODE		PRICE	CODE		PRICE
	PUSH RIGHT PULL LEFT	PUSH LEFT PULL RIGHT		PUSH RIGHT PULL LEFT	PUSH LEFT PULL RIGHT	
1650÷1950	EAPBFMSD	EAPBFMSS	€ 1.210,00	EAPBFMSD	EAPBFMSS	€ 1.210,00
2000	EAPB060200SD	EAPB060200SS	€ 1.127,00	EAPB070200SD	EAPB070200SS	€ 1.127,00
2100	EAPB060210SD	EAPB060210SS	€ 1.127,00	EAPB070210SD	EAPB070210SS	€ 1.127,00
2200	EAPB060220SD	EAPB060220SS	€ 1.247,00	EAPB070220SD	EAPB070220SS	€ 1.247,00
2300	EAPB060230SD	EAPB060230SS	€ 1.247,00	EAPB070230SD	EAPB070230SS	€ 1.247,00
2400	EAPB060240SD	EAPB060240SS	€ 1.247,00	EAPB070240SD	EAPB070240SS	€ 1.247,00
2500	EAPB060250SD	EAPB060250SS	€ 1.342,00	EAPB070250SD	EAPB070250SS	€ 1.342,00
2600	EAPB060260SD	EAPB060260SS	€ 1.342,00	EAPB070260SD	EAPB070260SS	€ 1.342,00
2700	EAPB060270SD	EAPB060270SS	€ 1.386,00	EAPB070270SD	EAPB070270SS	€ 1.386,00

PRIMER-COATED DOORS								
800			900			1000		
CODE		PRICE	CODE		PRICE	CODE		PRICE
PUSH RIGHT PULL LEFT	PUSH LEFT PULL RIGHT		PUSH RIGHT PULL LEFT	PUSH LEFT PULL RIGHT		PUSH RIGHT PULL LEFT	PUSH LEFT PULL RIGHT	
EAPBFMSD	EAPBFMSS	€ 1.308,00	EAPBFMSD	EAPBFMSS	€ 1.368,00	EAPBFMSD	EAPBFMSS	€ 1.451,00
EAPB080200SD	EAPB080200SS	€ 1.218,00	EAPB090200SD	EAPB090200SS	€ 1.274,00	EAPB100200SD	EAPB100200SS	€ 1.351,00
EAPB080210SD	EAPB080210SS	€ 1.218,00	EAPB090210SD	EAPB090210SS	€ 1.274,00	EAPB100210SD	EAPB100210SS	€ 1.351,00
EAPB080220SD	EAPB080220SS	€ 1.342,00	EAPB090220SD	EAPB090220SS	€ 1.427,00	EAPB100220SD	EAPB100220SS	€ 1.506,00
EAPB080230SD	EAPB080230SS	€ 1.342,00	EAPB090230SD	EAPB090230SS	€ 1.427,00	EAPB100230SD	EAPB100230SS	€ 1.506,00
EAPB080240SD	EAPB080240SS	€ 1.342,00	EAPB090240SD	EAPB090240SS	€ 1.427,00	EAPB100240SD	EAPB100240SS	€ 1.506,00
EAPB080250SD	EAPB080250SS	€ 1.426,00	EAPB090250SD	EAPB090250SS	€ 1.527,00	EAPB100250SD	EAPB100250SS	€ 1.644,00
EAPB080260SD	EAPB080260SS	€ 1.426,00	EAPB090260SD	EAPB090260SS	€ 1.527,00	EAPB100260SD	EAPB100260SS	€ 1.644,00
EAPB080270SD	EAPB080270SS	€ 1.459,00	EAPB090270SD	EAPB090270SS	€ 1.556,00	EAPB100270SD	EAPB100270SS	€ 1.689,00

CODE	HARDWARE	PRICE
OPFER150	3 HINGES HARDWARE WITH LOCK KIT FOR HANDLE WITH THUMB TURN OR WITHOUT KEY - ALUMINIUM CHROME	€ 256,00
OPFER150/_*	3 HINGES HARDWARE WITH LOCK KIT FOR HANDLE WITH THUMB TURN OR WITHOUT KEY	€ 256,00
OPFER151	3 HINGES HARDWARE WITH LOCK KIT FOR YALE EURO CYLINDER - ALUMINIUM CHROME	€ 256,00
OPFER151/_*	3 HINGES HARDWARE WITH LOCK KIT FOR YALE EURO CYLINDER	€ 256,00
OPFER152	4 HINGES HARDWARE WITH LOCK KIT FOR HANDLE WITH THUMB TURN OR WITHOUT KEY - ALUMINIUM CHROME	€ 317,00
OPFER152/_*	4 HINGES HARDWARE WITH LOCK KIT FOR HANDLE WITH THUMB TURN OR WITHOUT KEY	€ 317,00
OPFER153	4 HINGES HARDWARE WITH LOCK KIT FOR YALE EURO CYLINDER - ALUMINIUM CHROME	€ 317,00
OPFER153/_*	4 HINGES HARDWARE WITH LOCK KIT FOR YALE EURO CYLINDER	€ 317,00

TECHNICAL

- ▶ For other RAL lacquered colours such as greys, beiges and or soft colours, an additional 20% has to be applied to the White RAL 9010 price
- ▶ Other special RAL lacquered colours (Red, Yellow, Blue, NCS and dark colours) are available - to be quoted on request
- ▶ Door panel has the milling for the handle and the lock
- ▶ Production with customized dimensions (for prices see superior size)
- * To identify the code specify () the finish: **B**=White RAL 9010; **C**=Champagne; **D**=Bronze; **E**=Tobacco

LOGISTICS

- ▶ Supplied in 1 box
- ▶ Production time: 45 working days for door panel

ECLISSE SYNTESIS LINE BATTENTE | ACOUSTIC KIT

HINGED - LACQUERED

KIT: primer-coated or lacquered hinged door with horizontal gaskets included and hardware.

WHITE LACQUERED RAL 9010 DOORS

PASSAGE SIZE LxH mm	600			700		
	CODE		PRICE	CODE		PRICE
	PUSH RIGHT PULL LEFT	PUSH LEFT PULL RIGHT		PUSH RIGHT PULL LEFT	PUSH LEFT PULL RIGHT	
1650÷1950	EAPBLFMSD	EAPBLFMSS	€ 1.338,00	EAPBLFMSD	EAPBLFMSS	€ 1.338,00
2000	EAPBL060200SD	EAPBL060200SS	€ 1.246,00	EAPBL070200SD	EAPBL070200SS	€ 1.246,00
2100	EAPBL060210SD	EAPBL060210SS	€ 1.246,00	EAPBL070210SD	EAPBL070210SS	€ 1.246,00
2200	EAPBL060220SD	EAPBL060220SS	€ 1.372,00	EAPBL070220SD	EAPBL070220SS	€ 1.372,00
2300	EAPBL060230SD	EAPBL060230SS	€ 1.372,00	EAPBL070230SD	EAPBL070230SS	€ 1.372,00
2400	EAPBL060240SD	EAPBL060240SS	€ 1.372,00	EAPBL070240SD	EAPBL070240SS	€ 1.372,00
2500	EAPBL060250SD	EAPBL060250SS	€ 1.483,00	EAPBL070250SD	EAPBL070250SS	€ 1.483,00
2600	EAPBL060260SD	EAPBL060260SS	€ 1.483,00	EAPBL070260SD	EAPBL070260SS	€ 1.483,00
2700	EAPBL060270SD	EAPBL060270SS	€ 1.528,00	EAPBL070270SD	EAPBL070270SS	€ 1.528,00

WHITE LACQUERED RAL 9010 DOORS

800			900			1000		
CODE		PRICE	CODE		PRICE	CODE		PRICE
PUSH RIGHT PULL LEFT	PUSH LEFT PULL RIGHT		PUSH RIGHT PULL LEFT	PUSH LEFT PULL RIGHT		PUSH RIGHT PULL LEFT	PUSH LEFT PULL RIGHT	
EAPBLFMSD	EAPBLFMSS	€ 1.413,00	EAPBLFMSD	EAPBLFMSS	€ 1.502,00	EAPBLFMSD	EAPBLFMSS	€ 1.591,00
EAPBL080200SD	EAPBL080200SS	€ 1.316,00	EAPBL090200SD	EAPBL090200SS	€ 1.399,00	EAPBL100200SD	EAPBL100200SS	€ 1.482,00
EAPBL080210SD	EAPBL080210SS	€ 1.316,00	EAPBL090210SD	EAPBL090210SS	€ 1.399,00	EAPBL100210SD	EAPBL100210SS	€ 1.482,00
EAPBL080220SD	EAPBL080220SS	€ 1.450,00	EAPBL090220SD	EAPBL090220SS	€ 1.541,00	EAPBL100220SD	EAPBL100220SS	€ 1.647,00
EAPBL080230SD	EAPBL080230SS	€ 1.450,00	EAPBL090230SD	EAPBL090230SS	€ 1.541,00	EAPBL100230SD	EAPBL100230SS	€ 1.647,00
EAPBL080240SD	EAPBL080240SS	€ 1.450,00	EAPBL090240SD	EAPBL090240SS	€ 1.541,00	EAPBL100240SD	EAPBL100240SS	€ 1.647,00
EAPBL080250SD	EAPBL080250SS	€ 1.550,00	EAPBL090250SD	EAPBL090250SS	€ 1.652,00	EAPBL100250SD	EAPBL100250SS	€ 1.774,00
EAPBL080260SD	EAPBL080260SS	€ 1.550,00	EAPBL090260SD	EAPBL090260SS	€ 1.652,00	EAPBL100260SD	EAPBL100260SS	€ 1.774,00
EAPBL080270SD	EAPBL080270SS	€ 1.579,00	EAPBL090270SD	EAPBL090270SS	€ 1.691,00	EAPBL100270SD	EAPBL100270SS	€ 1.814,00

CODE	HARDWARE FOR SYNTESIS LINE BATTENTE ACOUSTIC - SINGLE DOOR**	PRICE
OPFER150	3 HINGES HARDWARE WITH LOCK KIT FOR HANDLE WITH THUMB TURN OR WITHOUT KEY - ALUMINIUM CHROME	€ 256,00
OPFER150/_*	3 HINGES HARDWARE WITH LOCK KIT FOR HANDLE WITH THUMB TURN OR WITHOUT KEY	€ 256,00
OPFER151	3 HINGES HARDWARE WITH LOCK KIT FOR YALE EURO CYLINDER - ALUMINIUM CHROME	€ 256,00
OPFER151/_*	3 HINGES HARDWARE WITH LOCK KIT FOR YALE EURO CYLINDER	€ 256,00
OPFER152	4 HINGES HARDWARE WITH LOCK KIT FOR HANDLE WITH THUMB TURN OR WITHOUT KEY - ALUMINIUM CHROME	€ 317,00
OPFER152/_*	4 HINGES HARDWARE WITH LOCK KIT FOR HANDLE WITH THUMB TURN OR WITHOUT KEY	€ 317,00
OPFER153	4 HINGES HARDWARE WITH LOCK KIT FOR YALE EURO CYLINDER - ALUMINIUM CHROME	€ 317,00
OPFER153/_*	4 HINGES HARDWARE WITH LOCK KIT FOR YALE EURO CYLINDER	€ 317,00

TECHNICAL

- ▶ For other RAL lacquered colours such as greys, beiges and or soft colours, an additional 20% has to be applied to the White RAL 9010 price
- ▶ Other special RAL lacquered colours (Red, Yellow, Blue, NCS and dark colours) are available - to be quoted on request
- ▶ Door panel has the milling for the handle and the lock
- ▶ Production with customized dimensions (for prices see superior size)

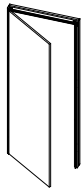
* To identify the code specify () the finish: **B**=White RAL 9010; **C**=Champagne; **D**=Bronze; **E**=Tobacco

LOGISTICS

- ▶ Supplied in 1 box
- ▶ Production time: 45 working days for door panel

ECLISSE SYNTESIS AREO

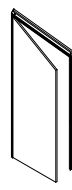
SINGLE DOOR



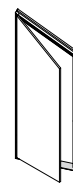
Single door frame, 3-sided



Single door frame, 4-sided



Inclined frame
for single door frame, 3-sided

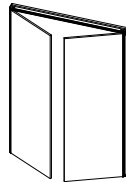


Inclined frame
for single door frame, 4-sided

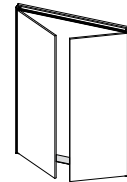
SOLUTION WITH 3 OR 4 SIDES

PASSAGE SIZE L (mm) min ÷ max	HEIGHT H (mm) min ÷ max					
	300÷600	610÷1000	1010÷1600	1610÷2100	2110÷2400	2410÷2700
300÷650	€ 529,00	€ 563,00	€ 629,00	€ 868,00	€ 1.027,00	€ 1.198,00

DOUBLE DOOR



Double door frame, 3-sided

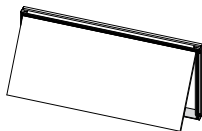


Double door frame, 4-sided

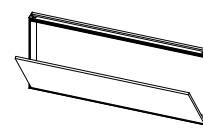
SOLUTION WITH 3 OR 4 SIDES

PASSAGE SIZE L (mm) min ÷ max	HEIGHT H (mm) min ÷ max					
	300÷600	610÷1000	1010÷1600	1610÷2100	2110÷2400	2410÷2700
300+300÷650+650	€ 700,00	€ 734,00	€ 769,00	€ 1.048,00	€ 1.434,00	€ 1.895,00

TOP HUNG PANEL - BOTTOM HINGED PANEL



4-sided frame with top-hung panel



4-sided frame with bottom-hinged panel

SOLUTION ONLY WITH 4 SIDES

PASSAGE SIZE H (mm) min ÷ max	L (mm) min ÷ max				
	300÷600	610÷900	910÷1200	1210÷1500	1510÷1800
300÷650	€ 544,00	€ 592,00	€ 640,00	€ 711,00	€ 923,00

TECHNICAL

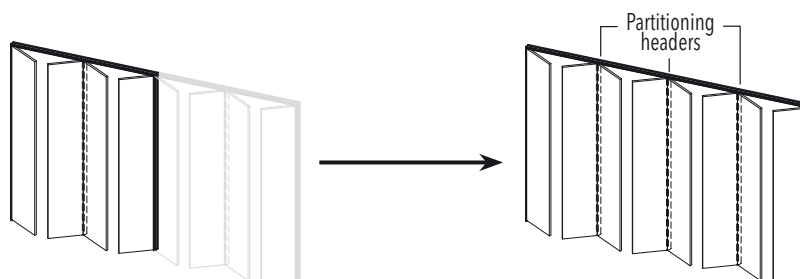
- ▶ Supplied with Push pull handle as standard; different handles available, see "Handles" section
- ▶ Push-pull available on 4-sided frames for double-door versions up to H 1600 mm and on 3 sides for single-door versions
- ▶ For double door on 3 sides, add handle
- ▶ For inclined version the angle ranges from 60° to 89°
- ▶ Inclined version, additional 60%

LOGISTICS

- ▶ Supplied in 1 box
- ▶ Production time: 30 working days

ECLISSE SYNTESIS AREO

MODULAR SYSTEM



MODULAR
3-sided - System up to 8 doors

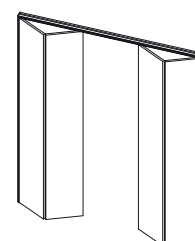
SOLUTION ONLY WITH 3 SIDES

No. DOOR PANELS	PASSAGE SIZE L (mm) min ÷ max	HEIGHT H (mm) min ÷ max					
		300÷600	610÷1000	1010÷1600	1610÷2100	2110÷2400	2410÷2700
3	920÷1960	€ 1.347,00	€ 1.498,00	€ 1.713,00	€ 2.117,00	€ 2.326,00	€ 2.436,00
4	1230÷2620	€ 1.574,00	€ 1.747,00	€ 2.015,00	€ 2.523,00	€ 2.790,00	€ 2.918,00
5	1550÷3290	€ 2.021,00	€ 2.253,00	€ 2.583,00	€ 3.237,00	€ 3.579,00	€ 3.753,00
6	1860÷3950	€ 2.247,00	€ 2.520,00	€ 2.880,00	€ 3.647,00	€ 4.054,00	€ 4.223,00
7	2170÷4610	€ 2.671,00	€ 2.979,00	€ 3.431,00	€ 4.345,00	€ 4.785,00	€ 5.030,00
8	2490÷5280	€ 2.903,00	€ 3.235,00	€ 3.722,00	€ 4.744,00	€ 5.261,00	€ 5.510,00

BIFOLD DOOR SYSTEM



BIFOLD DOOR
3-sided frame for 2-leaf door panel



DOUBLE BIFOLD DOOR
3-sided frame for double 2-leaf door panels

SOLUTION ONLY WITH 3 SIDES

No. DOOR PANELS	PASSAGE SIZE L (mm) min ÷ max	HEIGHT H (mm) min ÷ max					
		300÷600	610÷1000	1010÷1600	1610÷2100	2110÷2400	2410÷2700
2	600÷1200	€ 1.219,00	€ 1.312,00	€ 1.498,00	€ 1.661,00	€ 1.759,00	€ 1.847,00
4	1200÷2400	€ 1.823,00	€ 1.969,00	€ 2.253,00	€ 2.509,00	€ 2.695,00	€ 2.805,00

TECHNICAL

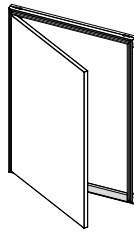
- ▶ Customised dimensions available with intervals of 10 mm in both L and H
- ▶ Modular, bifold and double bifold versions are supplied as kit
- ▶ If the handle is supplied by the customer, the panels will be without handle milling
- ▶ The indicated price does not include any handle, choose one from the section "Handles"
Modular system: one handle per door panel
Bifold systems: one handle every 2-leaf door panel
- ▶ Door panels for bifold versions have a standard tensioning rod starting from H = 900 mm, always placed in the closing panel
- ▶ Hinges reduce the actual passage width by 25 mm per door; on bifold versions the actual passage width is reduced by 85 mm per door

LOGISTICS

- ▶ Supplied in 1 box: 2 door panels
- ▶ Supplied in 3 boxes: 3-4 door panels
- ▶ Supplied in 4 boxes: 5-6 door panels
- ▶ Supplied in 5 boxes: 7-8 door panels
- ▶ Production time: 30 working days

ECLISSE SYNTESIS TECH

SINGLE DOOR - (A)

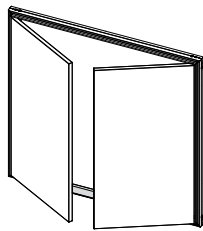


A single frame with right-hinged or left-hinged opening

OPTION WITH HINGES ON THE VERTICAL SIDE

PASSAGE SIZE L (mm) min ÷ max	HEIGHT H (mm) min ÷ max				
	300÷600	650÷800	850÷1000	1050÷1300	1350÷1600
300÷400	€ 280,00	€ 304,00	€ 320,00	€ 338,00	€ 381,00
450÷500	€ 288,00	€ 313,00	€ 331,00	€ 352,00	€ 397,00
550÷600	€ 295,00	€ 323,00	€ 341,00	€ 365,00	€ 412,00

DOUBLE DOOR - (B)



OPTION WITH HINGES ON THE VERTICAL SIDE

PASSAGE SIZE L (mm) min ÷ max	HEIGHT H (mm) min ÷ max				
	300÷600	650÷800	850÷1000	1050÷1300	1350÷1600
600÷800	€ 403,00	€ 421,00	€ 464,00	€ 491,00	€ 544,00
850÷1000	€ 419,00	€ 440,00	€ 485,00	€ 518,00	€ 574,00

TECHNICAL


- ▶ **Single door:**
Single frame with right-side or left-side opening
Useful space between hinge and lock around 100 mm less than the passage size
- ▶ **Double door:**
Not available with key-lock
Useful space between hinge and lock around 150 mm less than the passage size
- ▶ Supplied with Push pull handle as standard; different handles available, see "Handles" section

LOGISTICS

- ▶ Supplied in 1 box
- ▶ Production time: 15 working days

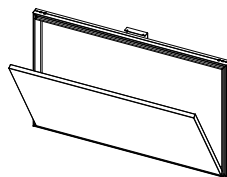
ECLISSE SYNTESIS TECH

TOP-HUNG PANEL - (C)



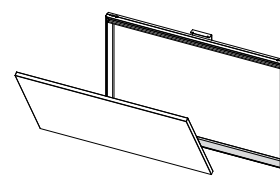
Hold open device supplied as standard

BOTTOM-HINGED PANEL - (D)



Safety chain device supplied as standard

EXTRACTABLE PANEL - (E)



Safety chain device supplied as standard

OPTION WITH HINGES ON THE HORIZONTAL SIDE

PASSAGE SIZE L (mm) min ÷ max	HEIGHT H (mm) min ÷ max		
	300÷400	450÷500	550÷600
300 ÷ 600	€ 280,00	€ 288,00	€ 295,00
650 ÷ 800	€ 304,00	€ 313,00	€ 323,00
850 ÷ 1000	€ 320,00	€ 331,00	€ 341,00
1050 ÷ 1300	€ 338,00	€ 352,00	€ 365,00
1350 ÷ 1600	€ 381,00	€ 397,00	€ 412,00

HOW TO CREATE THE CODE FOR SYNTESIS TECH:

TO IDENTIFY THE CODE SPECIFY:

ET 06000400C10

ET Letters **ET** remain always the same

0600 4 figures to identify the Width in mm

0400 4 figures to identify the Height in mm

C 1 letter to identify the type:
A=Single Door
B=Double Door
C=Top Hung Panel
D=Bottom Hinged Panel
E=Extractable Panel

1 1 figure to identify the hinge:
0=Extractable
1=165° (no removable panel)

0 1 figure to identify the lock:
0=Push/Pull
1=Lever
2=Key Lock

TECHNICAL

- ▶ Supplied with Push pull handle as standard; different handles available, see "Handles" section
- ▶ Supplied with an hold open device (top hung panel) , safety chain (bottom hinged and extractable) as standard
- ▶ Useful space between hinge and lock around 100 mm less than the passage size (top hung panel and bottom hinged panel)
- ▶ The extractable panel does not require hinges

LOGISTICS

- ▶ Supplied in 1 box
- ▶ Production time: 15 working days

ECLISSE MIMESI

ECLISSE MIMESI			
FINISHES			
RAL 9010 WHITE	CHAMPAGNE	BRONZE	TOBACCO
WALL THICKNESS	PASSAGE SIZE AxH mm	CODE	PRICE
100 mm	600÷1300x1000÷2400	EMC_A	€ 471,00
	600÷1300x2450÷3000 600+600÷1500+1500x2100÷3000	EMC_B	€ 644,00
108 mm	600÷1300x1000÷2400	EMI_A	€ 473,00
	600÷1300x2450÷3000 600+600÷1500+1500x2100÷3000	EMI_B	€ 648,00
125 mm	600÷1300x1000÷2400	EMX_A	€ 484,00
	600÷1300x2450÷3000 600+600÷1500+1500x2100÷3000	EMX_B	€ 670,00
150 mm	600÷1300x1000÷2400	EMY_A	€ 505,00
	600÷1300x2450÷3000 600+600÷1500+1500x2100÷3000	EMY_B	€ 689,00

TECHNICAL

- ▶ To identify the code specify (__) the finish:
2=Champagne
3=Bronze
4=Tobacco
5=White RAL 9010
 i.e.: 600÷1300x1000÷2400 Thk. 100 mm Champagne =
 Code: EMC2A
- ▶ For wooden and glass aluminium doors

LOGISTICS

- ▶ Supplied in 1 box
- ▶ Production time: 15 working days

ECLISSE 40 COLLECTION

SYSTEMS FOR SPLAYED FRAMES



ECLISSE
40 SINGLE
Splayed door frame for single door

108



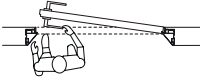
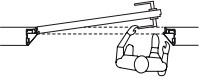
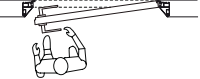
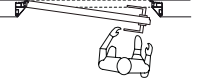
ECLISSE
40 DOUBLE
Splayed door frame for double door

124

ECLISSE 40 SINGLE

SOLID WALL | FRAME ONLY - PRIMER-COATED



STANDARD	WALL THICKNESS 108 mm					
	KIT and PRE-ASSEMBLED					
	PUSH RIGHT	PUSH LEFT	PULL RIGHT	PULL LEFT		
						
PASSAGE SIZE LxH mm	CODE	CODE	CODE	CODE	PRICE	
600x2000	E40I1_FMSD/60	E40I1_FMSS/60	E40I1_FMTD/60	E40I1_FMST/60	€ 976,00	
600x2100	E40I1_060SBSD	E40I1_060SBSS	E40I1_060SBTD	E40I1_060SBTS	€ 976,00	
600x2400	E40I1_060SRSD	E40I1_060SRSS	E40I1_060SRTD	E40I1_060SRST	€ 1.172,00	
700x2000	E40I1_FMSD/70	E40I1_FMSS/70	E40I1_FMTD/70	E40I1_FMST/70	€ 976,00	
700x2100	E40I1_070SBSD	E40I1_070SBSS	E40I1_070SBTD	E40I1_070SBTS	€ 976,00	
700x2400	E40I1_070SRSD	E40I1_070SRSS	E40I1_070SRTD	E40I1_070SRST	€ 1.172,00	
800x2000	E40I1_FMSD/80	E40I1_FMSS/80	E40I1_FMTD/80	E40I1_FMST/80	€ 976,00	
800x2100	E40I1_080SBSD	E40I1_080SBSS	E40I1_080SBTD	E40I1_080SBTS	€ 976,00	
800x2400	E40I1_080SRSD	E40I1_080SRSS	E40I1_080SRTD	E40I1_080SRST	€ 1.172,00	
900x2000	E40I1_FMSD/90	E40I1_FMSS/90	E40I1_FMTD/90	E40I1_FMST/90	€ 1.122,00	
900x2100	E40I1_090SBSD	E40I1_090SBSS	E40I1_090SBTD	E40I1_090SBTS	€ 1.122,00	
900x2400	E40I1_090SRSD	E40I1_090SRSS	E40I1_090SRTD	E40I1_090SRST	€ 1.220,00	
1000x2000	E40I1_FMSD/100	E40I1_FMSS/100	E40I1_FMTD/100	E40I1_FMST/100	€ 1.122,00	
1000x2100	E40I1_100SBSD	E40I1_100SBSS	E40I1_100SBTD	E40I1_100SBTS	€ 1.122,00	
1000x2400	E40I1_100SRSD	E40I1_100SRSS	E40I1_100SRTD	E40I1_100SRST	€ 1.220,00	

TECHNICAL

- ▶ To identify the code specify () Kit or Assembled: **K**=Kit ; **A**=Assembled - i.e.: 600x2000 kit = Code: E40I1**K**FMSD/60
- ▶ Production with customized dimensions (for prices see superior size)
- ▶ Hardware set is not included
- ▶ Available with header or without header at the same price

LOGISTICS

- ▶ Supplied in 1 box
- ▶ Production time: 15 working days

ECLISSE 40 SINGLE

SOLID WALL | FRAME ONLY - PRIMER-COATED



NON STANDARD

WALL THICKNESS

108 mm

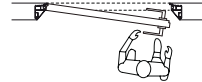
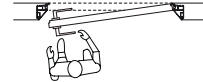
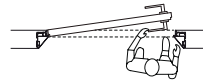
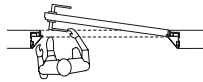
KIT and PRE-ASSEMBLED

PUSH RIGHT

PUSH LEFT

PULL RIGHT

PULL LEFT



PASSAGE SIZE LxH mm	CODE	CODE	CODE	CODE	PRICE
600x1650÷1999	E40I1_FMSD/60	E40I1_FMSS/60	E40I1_FMTD/60	E40I1_FMTS/60	€ 927,00
600x2200	E40I1_FMSD/60	E40I1_FMSS/60	E40I1_FMTD/60	E40I1_FMTS/60	€ 1.172,00
600x2300	E40I1_FMSD/60	E40I1_FMSS/60	E40I1_FMTD/60	E40I1_FMTS/60	€ 1.172,00
600x2500	E40I1_FMSD/60	E40I1_FMSS/60	E40I1_FMTD/60	E40I1_FMTS/60	€ 1.220,00
600x2600	E40I1_FMSD/60	E40I1_FMSS/60	E40I1_FMTD/60	E40I1_FMTS/60	€ 1.220,00
600x2700	E40I1_FMSD/60	E40I1_FMSS/60	E40I1_FMTD/60	E40I1_FMTS/60	€ 1.268,00
600x2800	E40I1_FMSD/60	E40I1_FMSS/60	E40I1_FMTD/60	E40I1_FMTS/60	€ 1.318,00
600x2900	E40I1_FMSD/60	E40I1_FMSS/60	E40I1_FMTD/60	E40I1_FMTS/60	€ 1.318,00
600x3000	E40I1_FMSD/60	E40I1_FMSS/60	E40I1_FMTD/60	E40I1_FMTS/60	€ 1.366,00
700x1650÷1999	E40I1_FMSD/70	E40I1_FMSS/70	E40I1_FMTD/70	E40I1_FMTS/70	€ 927,00
700x2200	E40I1_FMSD/70	E40I1_FMSS/70	E40I1_FMTD/70	E40I1_FMTS/70	€ 1.172,00
700x2300	E40I1_FMSD/70	E40I1_FMSS/70	E40I1_FMTD/70	E40I1_FMTS/70	€ 1.172,00
700x2500	E40I1_FMSD/70	E40I1_FMSS/70	E40I1_FMTD/70	E40I1_FMTS/70	€ 1.220,00
700x2600	E40I1_FMSD/70	E40I1_FMSS/70	E40I1_FMTD/70	E40I1_FMTS/70	€ 1.220,00
700x2700	E40I1_FMSD/70	E40I1_FMSS/70	E40I1_FMTD/70	E40I1_FMTS/70	€ 1.268,00
700x2800	E40I1_FMSD/70	E40I1_FMSS/70	E40I1_FMTD/70	E40I1_FMTS/70	€ 1.318,00
700x2900	E40I1_FMSD/70	E40I1_FMSS/70	E40I1_FMTD/70	E40I1_FMTS/70	€ 1.318,00
700x3000	E40I1_FMSD/70	E40I1_FMSS/70	E40I1_FMTD/70	E40I1_FMTS/70	€ 1.366,00
800x1650÷1999	E40I1_FMSD/80	E40I1_FMSS/80	E40I1_FMTD/80	E40I1_FMTS/80	€ 927,00
800x2200	E40I1_FMSD/80	E40I1_FMSS/80	E40I1_FMTD/80	E40I1_FMTS/80	€ 1.172,00
800x2300	E40I1_FMSD/80	E40I1_FMSS/80	E40I1_FMTD/80	E40I1_FMTS/80	€ 1.172,00
800x2500	E40I1_FMSD/80	E40I1_FMSS/80	E40I1_FMTD/80	E40I1_FMTS/80	€ 1.220,00
800x2600	E40I1_FMSD/80	E40I1_FMSS/80	E40I1_FMTD/80	E40I1_FMTS/80	€ 1.220,00
800x2700	E40I1_FMSD/80	E40I1_FMSS/80	E40I1_FMTD/80	E40I1_FMTS/80	€ 1.268,00
800x2800	E40I1_FMSD/80	E40I1_FMSS/80	E40I1_FMTD/80	E40I1_FMTS/80	€ 1.318,00
800x2900	E40I1_FMSD/80	E40I1_FMSS/80	E40I1_FMTD/80	E40I1_FMTS/80	€ 1.318,00
800x3000	E40I1_FMSD/80	E40I1_FMSS/80	E40I1_FMTD/80	E40I1_FMTS/80	€ 1.366,00
900x1650÷1999	E40I1_FMSD/90	E40I1_FMSS/90	E40I1_FMTD/90	E40I1_FMTS/90	€ 1.066,00
900x2200	E40I1_FMSD/90	E40I1_FMSS/90	E40I1_FMTD/90	E40I1_FMTS/90	€ 1.220,00
900x2300	E40I1_FMSD/90	E40I1_FMSS/90	E40I1_FMTD/90	E40I1_FMTS/90	€ 1.220,00
900x2500	E40I1_FMSD/90	E40I1_FMSS/90	E40I1_FMTD/90	E40I1_FMTS/90	€ 1.268,00
900x2600	E40I1_FMSD/90	E40I1_FMSS/90	E40I1_FMTD/90	E40I1_FMTS/90	€ 1.268,00
900x2700	E40I1_FMSD/90	E40I1_FMSS/90	E40I1_FMTD/90	E40I1_FMTS/90	€ 1.318,00
900x2800	E40I1_FMSD/90	E40I1_FMSS/90	E40I1_FMTD/90	E40I1_FMTS/90	€ 1.366,00
900x2900	E40I1_FMSD/90	E40I1_FMSS/90	E40I1_FMTD/90	E40I1_FMTS/90	€ 1.366,00
900x3000	E40I1_FMSD/90	E40I1_FMSS/90	E40I1_FMTD/90	E40I1_FMTS/90	€ 1.415,00
1000x1650÷1999	E40I1_FMSD/100	E40I1_FMSS/100	E40I1_FMTD/100	E40I1_FMTS/100	€ 1.066,00
1000x2200	E40I1_FMSD/100	E40I1_FMSS/100	E40I1_FMTD/100	E40I1_FMTS/100	€ 1.220,00
1000x2300	E40I1_FMSD/100	E40I1_FMSS/100	E40I1_FMTD/100	E40I1_FMTS/100	€ 1.220,00
1000x2500	E40I1_FMSD/100	E40I1_FMSS/100	E40I1_FMTD/100	E40I1_FMTS/100	€ 1.268,00
1000x2600	E40I1_FMSD/100	E40I1_FMSS/100	E40I1_FMTD/100	E40I1_FMTS/100	€ 1.268,00
1000x2700	E40I1_FMSD/100	E40I1_FMSS/100	E40I1_FMTD/100	E40I1_FMTS/100	€ 1.318,00
1000x2800	E40I1_FMSD/100	E40I1_FMSS/100	E40I1_FMTD/100	E40I1_FMTS/100	€ 1.366,00
1000x2900	E40I1_FMSD/100	E40I1_FMSS/100	E40I1_FMTD/100	E40I1_FMTS/100	€ 1.366,00
1000x3000	E40I1_FMSD/100	E40I1_FMSS/100	E40I1_FMTD/100	E40I1_FMTS/100	€ 1.415,00

TECHNICAL

- ▶ To identify the code specify () Kit or Assembled: **K**=Kit ; **A**=Assembled - i.e.: 600x2000 kit = Code: E40I1KFMSD/60
- ▶ Production with customized dimensions (for prices see superior size)
- ▶ Hardware set is not included
- ▶ Available with header or without header at the same price

LOGISTICS

- ▶ Supplied in 1 box
- ▶ Production time: 15 working days

ECLISSE 40 SINGLE

STUD WALL | FRAME ONLY - PRIMER-COATED



STANDARD	WALL THICKNESS 100 mm					
	KIT and PRE-ASSEMBLED					
	PUSH RIGHT	PUSH LEFT	PULL RIGHT	PULL LEFT		
PASSAGE SIZE LxH mm	CODE	CODE	CODE	CODE	PRICE	
600x2000	E40C1_FMSD/60	E40C1_FMSS/60	E40C1_FMTD/60	E40C1_FMTS/60	€ 976,00	
600x2100	E40C1_060SBSD	E40C1_060SBSS	E40C1_060SBTD	E40C1_060SBTS	€ 976,00	
600x2400	E40C1_060SRSD	E40C1_060SRSS	E40C1_060SRTD	E40C1_060SRTS	€ 1.172,00	
700x2000	E40C1_FMSD/70	E40C1_FMSS/70	E40C1_FMTD/70	E40C1_FMTS/70	€ 976,00	
700x2100	E40C1_070SBSD	E40C1_070SBSS	E40C1_070SBTD	E40C1_070SBTS	€ 976,00	
700x2400	E40C1_070SRSD	E40C1_070SRSS	E40C1_070SRTD	E40C1_070SRTS	€ 1.172,00	
800x2000	E40C1_FMSD/80	E40C1_FMSS/80	E40C1_FMTD/80	E40C1_FMTS/80	€ 976,00	
800x2100	E40C1_080SBSD	E40C1_080SBSS	E40C1_080SBTD	E40C1_080SBTS	€ 976,00	
800x2400	E40C1_080SRSD	E40C1_080SRSS	E40C1_080SRTD	E40C1_080SRTS	€ 1.172,00	
900x2000	E40C1_FMSD/90	E40C1_FMSS/90	E40C1_FMTD/90	E40C1_FMTS/90	€ 1.122,00	
900x2100	E40C1_090SBSD	E40C1_090SBSS	E40C1_090SBTD	E40C1_090SBTS	€ 1.122,00	
900x2400	E40C1_090SRSD	E40C1_090SRSS	E40C1_090SRTD	E40C1_090SRTS	€ 1.220,00	
1000x2000	E40C1_FMSD/100	E40C1_FMSS/100	E40C1_FMTD/100	E40C1_FMTS/100	€ 1.122,00	
1000x2100	E40C1_100SBSD	E40C1_100SBSS	E40C1_100SBTD	E40C1_100SBTS	€ 1.122,00	
1000x2400	E40C1_100SRSD	E40C1_100SRSS	E40C1_100SRTD	E40C1_100SRTS	€ 1.220,00	

TECHNICAL

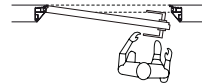
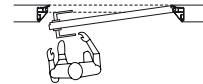
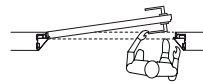
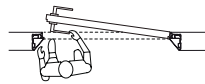
- ▶ To identify the code specify () Kit or Assembled: **K**=Kit ; **A**=Assembled - i.e.: 600x2000 kit = Code: E40C1KFMSD/60
- ▶ Production with customized dimensions (for prices see superior size)
- ▶ Hardware set is not included
- ▶ Available with header or without header at the same price

LOGISTICS

- ▶ Supplied in 1 box
- ▶ Production time: 15 working days

ECLISSE 40 SINGLE

STUD WALL | FRAME ONLY - PRIMER-COATED


NON STANDARD
WALL THICKNESS
100 mm
KIT and PRE-ASSEMBLED
PUSH RIGHT
PUSH LEFT
PULL RIGHT
PULL LEFT


PASSAGE SIZE LxH mm	CODE	CODE	CODE	CODE	PRICE
600x1650÷1999	E40C1_FMSD/60	E40C1_FMSS/60	E40C1_FMTD/60	E40C1_FMST/60	€ 927,00
600x2200	E40C1_FMSD/60	E40C1_FMSS/60	E40C1_FMTD/60	E40C1_FMST/60	€ 1.172,00
600x2300	E40C1_FMSD/60	E40C1_FMSS/60	E40C1_FMTD/60	E40C1_FMST/60	€ 1.172,00
600x2500	E40C1_FMSD/60	E40C1_FMSS/60	E40C1_FMTD/60	E40C1_FMST/60	€ 1.220,00
600x2600	E40C1_FMSD/60	E40C1_FMSS/60	E40C1_FMTD/60	E40C1_FMST/60	€ 1.220,00
600x2700	E40C1_FMSD/60	E40C1_FMSS/60	E40C1_FMTD/60	E40C1_FMST/60	€ 1.268,00
600x2800	E40C1_FMSD/60	E40C1_FMSS/60	E40C1_FMTD/60	E40C1_FMST/60	€ 1.318,00
600x2900	E40C1_FMSD/60	E40C1_FMSS/60	E40C1_FMTD/60	E40C1_FMST/60	€ 1.318,00
600x3000	E40C1_FMSD/60	E40C1_FMSS/60	E40C1_FMTD/60	E40C1_FMST/60	€ 1.366,00
700x1650÷1999	E40C1_FMSD/70	E40C1_FMSS/70	E40C1_FMTD/70	E40C1_FMST/70	€ 927,00
700x2200	E40C1_FMSD/70	E40C1_FMSS/70	E40C1_FMTD/70	E40C1_FMST/70	€ 1.172,00
700x2300	E40C1_FMSD/70	E40C1_FMSS/70	E40C1_FMTD/70	E40C1_FMST/70	€ 1.172,00
700x2500	E40C1_FMSD/70	E40C1_FMSS/70	E40C1_FMTD/70	E40C1_FMST/70	€ 1.220,00
700x2600	E40C1_FMSD/70	E40C1_FMSS/70	E40C1_FMTD/70	E40C1_FMST/70	€ 1.220,00
700x2700	E40C1_FMSD/70	E40C1_FMSS/70	E40C1_FMTD/70	E40C1_FMST/70	€ 1.268,00
700x2800	E40C1_FMSD/70	E40C1_FMSS/70	E40C1_FMTD/70	E40C1_FMST/70	€ 1.318,00
700x2900	E40C1_FMSD/70	E40C1_FMSS/70	E40C1_FMTD/70	E40C1_FMST/70	€ 1.318,00
700x3000	E40C1_FMSD/70	E40C1_FMSS/70	E40C1_FMTD/70	E40C1_FMST/70	€ 1.366,00
800x1650÷1999	E40C1_FMSD/80	E40C1_FMSS/80	E40C1_FMTD/80	E40C1_FMST/80	€ 927,00
800x2200	E40C1_FMSD/80	E40C1_FMSS/80	E40C1_FMTD/80	E40C1_FMST/80	€ 1.172,00
800x2300	E40C1_FMSD/80	E40C1_FMSS/80	E40C1_FMTD/80	E40C1_FMST/80	€ 1.172,00
800x2500	E40C1_FMSD/80	E40C1_FMSS/80	E40C1_FMTD/80	E40C1_FMST/80	€ 1.220,00
800x2600	E40C1_FMSD/80	E40C1_FMSS/80	E40C1_FMTD/80	E40C1_FMST/80	€ 1.220,00
800x2700	E40C1_FMSD/80	E40C1_FMSS/80	E40C1_FMTD/80	E40C1_FMST/80	€ 1.268,00
800x2800	E40C1_FMSD/80	E40C1_FMSS/80	E40C1_FMTD/80	E40C1_FMST/80	€ 1.318,00
800x2900	E40C1_FMSD/80	E40C1_FMSS/80	E40C1_FMTD/80	E40C1_FMST/80	€ 1.318,00
800x3000	E40C1_FMSD/80	E40C1_FMSS/80	E40C1_FMTD/80	E40C1_FMST/80	€ 1.366,00
900x1650÷1999	E40C1_FMSD/90	E40C1_FMSS/90	E40C1_FMTD/90	E40C1_FMST/90	€ 1.066,00
900x2200	E40C1_FMSD/90	E40C1_FMSS/90	E40C1_FMTD/90	E40C1_FMST/90	€ 1.220,00
900x2300	E40C1_FMSD/90	E40C1_FMSS/90	E40C1_FMTD/90	E40C1_FMST/90	€ 1.220,00
900x2500	E40C1_FMSD/90	E40C1_FMSS/90	E40C1_FMTD/90	E40C1_FMST/90	€ 1.268,00
900x2600	E40C1_FMSD/90	E40C1_FMSS/90	E40C1_FMTD/90	E40C1_FMST/90	€ 1.268,00
900x2700	E40C1_FMSD/90	E40C1_FMSS/90	E40C1_FMTD/90	E40C1_FMST/90	€ 1.318,00
900x2800	E40C1_FMSD/90	E40C1_FMSS/90	E40C1_FMTD/90	E40C1_FMST/90	€ 1.366,00
900x2900	E40C1_FMSD/90	E40C1_FMSS/90	E40C1_FMTD/90	E40C1_FMST/90	€ 1.366,00
900x3000	E40C1_FMSD/90	E40C1_FMSS/90	E40C1_FMTD/90	E40C1_FMST/90	€ 1.415,00
1000x1650÷1999	E40C1_FMSD/100	E40C1_FMSS/100	E40C1_FMTD/100	E40C1_FMST/100	€ 1.066,00
1000x2200	E40C1_FMSD/100	E40C1_FMSS/100	E40C1_FMTD/100	E40C1_FMST/100	€ 1.220,00
1000x2300	E40C1_FMSD/100	E40C1_FMSS/100	E40C1_FMTD/100	E40C1_FMST/100	€ 1.220,00
1000x2500	E40C1_FMSD/100	E40C1_FMSS/100	E40C1_FMTD/100	E40C1_FMST/100	€ 1.268,00
1000x2600	E40C1_FMSD/100	E40C1_FMSS/100	E40C1_FMTD/100	E40C1_FMST/100	€ 1.268,00
1000x2700	E40C1_FMSD/100	E40C1_FMSS/100	E40C1_FMTD/100	E40C1_FMST/100	€ 1.318,00
1000x2800	E40C1_FMSD/100	E40C1_FMSS/100	E40C1_FMTD/100	E40C1_FMST/100	€ 1.366,00
1000x2900	E40C1_FMSD/100	E40C1_FMSS/100	E40C1_FMTD/100	E40C1_FMST/100	€ 1.366,00
1000x3000	E40C1_FMSD/100	E40C1_FMSS/100	E40C1_FMTD/100	E40C1_FMST/100	€ 1.415,00

TECHNICAL

- ▶ To identify the code specify () Kit or Assembled: **K**=Kit ; **A**=Assembled - i.e.: 600x2000 kit = Code: E40C1KFMSD/60
- ▶ Production with customized dimensions (for prices see superior size)
- ▶ Hardware set is not included
- ▶ Available with header or without header at the same price

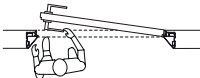
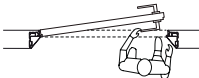
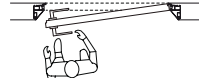
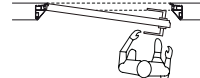
LOGISTICS

- ▶ Supplied in 1 box
- ▶ Production time: 15 working days

ECLISSE 40 SINGLE

SOLID/STUD WALL | FRAME ONLY - PRIMER-COATED



STANDARD	WALL THICKNESS 125 mm				PRICE
	KIT and PRE-ASSEMBLED				
	PUSH RIGHT	PUSH LEFT	PULL RIGHT	PULL LEFT	
					
PASSAGE SIZE LxH mm	CODE	CODE	CODE	CODE	
600x2000	E40X1_FMSD/60	E40X1_FMSS/60	E40X1_FMTD/60	E40X1_FMTS/60	€ 1.038,00
600x2100	E40X1_060SBSD	E40X1_060SBSS	E40X1_060SBTD	E40X1_060SBTS	€ 1.038,00
600x2400	E40X1_060SRSD	E40X1_060SRSS	E40X1_060SRTD	E40X1_060SRTS	€ 1.246,00
700x2000	E40X1_FMSD/70	E40X1_FMSS/70	E40X1_FMTD/70	E40X1_FMTS/70	€ 1.038,00
700x2100	E40X1_070SBSD	E40X1_070SBSS	E40X1_070SBTD	E40X1_070SBTS	€ 1.038,00
700x2400	E40X1_070SRSD	E40X1_070SRSS	E40X1_070SRTD	E40X1_070SRTS	€ 1.246,00
800x2000	E40X1_FMSD/80	E40X1_FMSS/80	E40X1_FMTD/80	E40X1_FMTS/80	€ 1.038,00
800x2100	E40X1_080SBSD	E40X1_080SBSS	E40X1_080SBTD	E40X1_080SBTS	€ 1.038,00
800x2400	E40X1_080SRSD	E40X1_080SRSS	E40X1_080SRTD	E40X1_080SRTS	€ 1.246,00
900x2000	E40X1_FMSD/90	E40X1_FMSS/90	E40X1_FMTD/90	E40X1_FMTS/90	€ 1.194,00
900x2100	E40X1_090SBSD	E40X1_090SBSS	E40X1_090SBTD	E40X1_090SBTS	€ 1.194,00
900x2400	E40X1_090SRSD	E40X1_090SRSS	E40X1_090SRTD	E40X1_090SRTS	€ 1.298,00
1000x2000	E40X1_FMSD/100	E40X1_FMSS/100	E40X1_FMTD/100	E40X1_FMTS/100	€ 1.194,00
1000x2100	E40X1_100SBSD	E40X1_100SBSS	E40X1_100SBTD	E40X1_100SBTS	€ 1.194,00
1000x2400	E40X1_100SRSD	E40X1_100SRSS	E40X1_100SRTD	E40X1_100SRTS	€ 1.298,00

TECHNICAL

- ▶ To identify the code specify () Kit or Assembled: **K**=Kit ; **A**=Assembled - i.e.: 600x2000 kit = Code: E40X1KFMSD/60
- ▶ Production with customized dimensions (for prices see superior size)
- ▶ Hardware set is not included
- ▶ Available with header or without header at the same price

LOGISTICS

- ▶ Supplied in 1 box
- ▶ Production time: 15 working days

ECLISSE 40 SINGLE

SOLID/STUD WALL | FRAME ONLY - PRIMER-COATED



NON STANDARD

WALL THICKNESS

125 mm

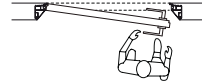
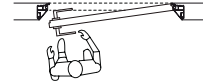
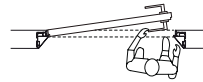
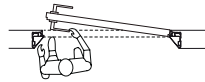
KIT and PRE-ASSEMBLED

PUSH RIGHT

PUSH LEFT

PULL RIGHT

PULL LEFT



PASSAGE SIZE LxH mm	CODE	CODE	CODE	CODE	PRICE
600x1650÷1999	E40X1_FMSD/60	E40X1_FMSS/60	E40X1_FMTD/60	E40X1_FMTS/60	€ 987,00
600x2200	E40X1_FMSD/60	E40X1_FMSS/60	E40X1_FMTD/60	E40X1_FMTS/60	€ 1.246,00
600x2300	E40X1_FMSD/60	E40X1_FMSS/60	E40X1_FMTD/60	E40X1_FMTS/60	€ 1.246,00
600x2500	E40X1_FMSD/60	E40X1_FMSS/60	E40X1_FMTD/60	E40X1_FMTS/60	€ 1.298,00
600x2600	E40X1_FMSD/60	E40X1_FMSS/60	E40X1_FMTD/60	E40X1_FMTS/60	€ 1.298,00
600x2700	E40X1_FMSD/60	E40X1_FMSS/60	E40X1_FMTD/60	E40X1_FMTS/60	€ 1.350,00
600x2800	E40X1_FMSD/60	E40X1_FMSS/60	E40X1_FMTD/60	E40X1_FMTS/60	€ 1.401,00
600x2900	E40X1_FMSD/60	E40X1_FMSS/60	E40X1_FMTD/60	E40X1_FMTS/60	€ 1.401,00
600x3000	E40X1_FMSD/60	E40X1_FMSS/60	E40X1_FMTD/60	E40X1_FMTS/60	€ 1.454,00
700x1650÷1999	E40X1_FMSD/70	E40X1_FMSS/70	E40X1_FMTD/70	E40X1_FMTS/70	€ 987,00
700x2200	E40X1_FMSD/70	E40X1_FMSS/70	E40X1_FMTD/70	E40X1_FMTS/70	€ 1.246,00
700x2300	E40X1_FMSD/70	E40X1_FMSS/70	E40X1_FMTD/70	E40X1_FMTS/70	€ 1.246,00
700x2500	E40X1_FMSD/70	E40X1_FMSS/70	E40X1_FMTD/70	E40X1_FMTS/70	€ 1.298,00
700x2600	E40X1_FMSD/70	E40X1_FMSS/70	E40X1_FMTD/70	E40X1_FMTS/70	€ 1.298,00
700x2700	E40X1_FMSD/70	E40X1_FMSS/70	E40X1_FMTD/70	E40X1_FMTS/70	€ 1.350,00
700x2800	E40X1_FMSD/70	E40X1_FMSS/70	E40X1_FMTD/70	E40X1_FMTS/70	€ 1.401,00
700x2900	E40X1_FMSD/70	E40X1_FMSS/70	E40X1_FMTD/70	E40X1_FMTS/70	€ 1.401,00
700x3000	E40X1_FMSD/70	E40X1_FMSS/70	E40X1_FMTD/70	E40X1_FMTS/70	€ 1.454,00
800x1650÷1999	E40X1_FMSD/80	E40X1_FMSS/80	E40X1_FMTD/80	E40X1_FMTS/80	€ 987,00
800x2200	E40X1_FMSD/80	E40X1_FMSS/80	E40X1_FMTD/80	E40X1_FMTS/80	€ 1.246,00
800x2300	E40X1_FMSD/80	E40X1_FMSS/80	E40X1_FMTD/80	E40X1_FMTS/80	€ 1.246,00
800x2500	E40X1_FMSD/80	E40X1_FMSS/80	E40X1_FMTD/80	E40X1_FMTS/80	€ 1.298,00
800x2600	E40X1_FMSD/80	E40X1_FMSS/80	E40X1_FMTD/80	E40X1_FMTS/80	€ 1.298,00
800x2700	E40X1_FMSD/80	E40X1_FMSS/80	E40X1_FMTD/80	E40X1_FMTS/80	€ 1.350,00
800x2800	E40X1_FMSD/80	E40X1_FMSS/80	E40X1_FMTD/80	E40X1_FMTS/80	€ 1.401,00
800x2900	E40X1_FMSD/80	E40X1_FMSS/80	E40X1_FMTD/80	E40X1_FMTS/80	€ 1.401,00
800x3000	E40X1_FMSD/80	E40X1_FMSS/80	E40X1_FMTD/80	E40X1_FMTS/80	€ 1.454,00
900x1650÷1999	E40X1_FMSD/90	E40X1_FMSS/90	E40X1_FMTD/90	E40X1_FMTS/90	€ 1.134,00
900x2200	E40X1_FMSD/90	E40X1_FMSS/90	E40X1_FMTD/90	E40X1_FMTS/90	€ 1.298,00
900x2300	E40X1_FMSD/90	E40X1_FMSS/90	E40X1_FMTD/90	E40X1_FMTS/90	€ 1.298,00
900x2500	E40X1_FMSD/90	E40X1_FMSS/90	E40X1_FMTD/90	E40X1_FMTS/90	€ 1.350,00
900x2600	E40X1_FMSD/90	E40X1_FMSS/90	E40X1_FMTD/90	E40X1_FMTS/90	€ 1.350,00
900x2700	E40X1_FMSD/90	E40X1_FMSS/90	E40X1_FMTD/90	E40X1_FMTS/90	€ 1.401,00
900x2800	E40X1_FMSD/90	E40X1_FMSS/90	E40X1_FMTD/90	E40X1_FMTS/90	€ 1.454,00
900x2900	E40X1_FMSD/90	E40X1_FMSS/90	E40X1_FMTD/90	E40X1_FMTS/90	€ 1.454,00
900x3000	E40X1_FMSD/90	E40X1_FMSS/90	E40X1_FMTD/90	E40X1_FMTS/90	€ 1.506,00
1000x1650÷1999	E40X1_FMSD/100	E40X1_FMSS/100	E40X1_FMTD/100	E40X1_FMTS/100	€ 1.134,00
1000x2200	E40X1_FMSD/100	E40X1_FMSS/100	E40X1_FMTD/100	E40X1_FMTS/100	€ 1.298,00
1000x2300	E40X1_FMSD/100	E40X1_FMSS/100	E40X1_FMTD/100	E40X1_FMTS/100	€ 1.298,00
1000x2500	E40X1_FMSD/100	E40X1_FMSS/100	E40X1_FMTD/100	E40X1_FMTS/100	€ 1.350,00
1000x2600	E40X1_FMSD/100	E40X1_FMSS/100	E40X1_FMTD/100	E40X1_FMTS/100	€ 1.350,00
1000x2700	E40X1_FMSD/100	E40X1_FMSS/100	E40X1_FMTD/100	E40X1_FMTS/100	€ 1.401,00
1000x2800	E40X1_FMSD/100	E40X1_FMSS/100	E40X1_FMTD/100	E40X1_FMTS/100	€ 1.454,00
1000x2900	E40X1_FMSD/100	E40X1_FMSS/100	E40X1_FMTD/100	E40X1_FMTS/100	€ 1.454,00
1000x3000	E40X1_FMSD/100	E40X1_FMSS/100	E40X1_FMTD/100	E40X1_FMTS/100	€ 1.506,00

TECHNICAL

- ▶ To identify the code specify () Kit or Assembled: **K**=Kit ; **A**=Assembled - i.e.: 600x2000 kit = Code: E40X1KFMSD/60
- ▶ Production with customized dimensions (for prices see superior size)
- ▶ Hardware set is not included
- ▶ Available with header or without header at the same price

LOGISTICS

- ▶ Supplied in 1 box
- ▶ Production time: 15 working days

ECLISSE 40 SINGLE

SOLID/STUD WALL | FRAME ONLY - PRIMER-COATED



STANDARD	WALL THICKNESS 150 mm				PRICE
	KIT and PRE-ASSEMBLED				
	PUSH RIGHT	PUSH LEFT	PULL RIGHT	PULL LEFT	
PASSAGE SIZE LxH mm	CODE	CODE	CODE	CODE	
600x2000	E40Y1_FMSD/60	E40Y1_FMSS/60	E40Y1_FMTD/60	E40Y1_FMTS/60	€ 1.506,00
600x2100	E40Y1_060SBSD	E40Y1_060SBSS	E40Y1_060SBTD	E40Y1_060SBTS	€ 1.506,00
600x2400	E40Y1_060SRSD	E40Y1_060SRSS	E40Y1_060SRTD	E40Y1_060SRTS	€ 1.807,00
700x2000	E40Y1_FMSD/70	E40Y1_FMSS/70	E40Y1_FMTD/70	E40Y1_FMTS/70	€ 1.506,00
700x2100	E40Y1_070SBSD	E40Y1_070SBSS	E40Y1_070SBTD	E40Y1_070SBTS	€ 1.506,00
700x2400	E40Y1_070SRSD	E40Y1_070SRSS	E40Y1_070SRTD	E40Y1_070SRTS	€ 1.807,00
800x2000	E40Y1_FMSD/80	E40Y1_FMSS/80	E40Y1_FMTD/80	E40Y1_FMTS/80	€ 1.506,00
800x2100	E40Y1_080SBSD	E40Y1_080SBSS	E40Y1_080SBTD	E40Y1_080SBTS	€ 1.506,00
800x2400	E40Y1_080SRSD	E40Y1_080SRSS	E40Y1_080SRTD	E40Y1_080SRTS	€ 1.807,00
900x2000	E40Y1_FMSD/90	E40Y1_FMSS/90	E40Y1_FMTD/90	E40Y1_FMTS/90	€ 1.731,00
900x2100	E40Y1_090SBSD	E40Y1_090SBSS	E40Y1_090SBTD	E40Y1_090SBTS	€ 1.731,00
900x2400	E40Y1_090SRSD	E40Y1_090SRSS	E40Y1_090SRTD	E40Y1_090SRTS	€ 1.882,00
1000x2000	E40Y1_FMSD/100	E40Y1_FMSS/100	E40Y1_FMTD/100	E40Y1_FMTS/100	€ 1.731,00
1000x2100	E40Y1_100SBSD	E40Y1_100SBSS	E40Y1_100SBTD	E40Y1_100SBTS	€ 1.731,00
1000x2400	E40Y1_100SRSD	E40Y1_100SRSS	E40Y1_100SRTD	E40Y1_100SRTS	€ 1.882,00

TECHNICAL

- ▶ To identify the code specify () Kit or Assembled: **K**=Kit ; **A**=Assembled - i.e.: 600x2000 kit = Code: E40Y1**K**FMSD/60
- ▶ Production with customized dimensions (for prices see superior size)
- ▶ Hardware set is not included
- ▶ Available with header or without header at the same price

LOGISTICS

- ▶ Supplied in 1 box
- ▶ Production time: 15 working days

ECLISSE 40 SINGLE

SOLID/STUD WALL | FRAME ONLY - PRIMER-COATED



NON STANDARD	WALL THICKNESS				PRICE
	150 mm				
	KIT and PRE-ASSEMBLED				
	PUSH RIGHT	PUSH LEFT	PULL RIGHT	PULL LEFT	
PASSAGE SIZE LxH mm	CODE	CODE	CODE	CODE	
600x1650÷1999	E40Y1_FMSD/60	E40Y1_FMSS/60	E40Y1_FMTD/60	E40Y1_FMTS/60	€ 1.430,00
600x2200	E40Y1_FMSD/60	E40Y1_FMSS/60	E40Y1_FMTD/60	E40Y1_FMTS/60	€ 1.807,00
600x2300	E40Y1_FMSD/60	E40Y1_FMSS/60	E40Y1_FMTD/60	E40Y1_FMTS/60	€ 1.807,00
600x2500	E40Y1_FMSD/60	E40Y1_FMSS/60	E40Y1_FMTD/60	E40Y1_FMTS/60	€ 1.882,00
600x2600	E40Y1_FMSD/60	E40Y1_FMSS/60	E40Y1_FMTD/60	E40Y1_FMTS/60	€ 1.882,00
600x2700	E40Y1_FMSD/60	E40Y1_FMSS/60	E40Y1_FMTD/60	E40Y1_FMTS/60	€ 1.958,00
600x2800	E40Y1_FMSD/60	E40Y1_FMSS/60	E40Y1_FMTD/60	E40Y1_FMTS/60	€ 2.033,00
600x2900	E40Y1_FMSD/60	E40Y1_FMSS/60	E40Y1_FMTD/60	E40Y1_FMTS/60	€ 2.033,00
600x3000	E40Y1_FMSD/60	E40Y1_FMSS/60	E40Y1_FMTD/60	E40Y1_FMTS/60	€ 2.109,00
700x1650÷1999	E40Y1_FMSD/70	E40Y1_FMSS/70	E40Y1_FMTD/70	E40Y1_FMTS/70	€ 1.430,00
700x2200	E40Y1_FMSD/70	E40Y1_FMSS/70	E40Y1_FMTD/70	E40Y1_FMTS/70	€ 1.807,00
700x2300	E40Y1_FMSD/70	E40Y1_FMSS/70	E40Y1_FMTD/70	E40Y1_FMTS/70	€ 1.807,00
700x2500	E40Y1_FMSD/70	E40Y1_FMSS/70	E40Y1_FMTD/70	E40Y1_FMTS/70	€ 1.882,00
700x2600	E40Y1_FMSD/70	E40Y1_FMSS/70	E40Y1_FMTD/70	E40Y1_FMTS/70	€ 1.882,00
700x2700	E40Y1_FMSD/70	E40Y1_FMSS/70	E40Y1_FMTD/70	E40Y1_FMTS/70	€ 1.958,00
700x2800	E40Y1_FMSD/70	E40Y1_FMSS/70	E40Y1_FMTD/70	E40Y1_FMTS/70	€ 2.033,00
700x2900	E40Y1_FMSD/70	E40Y1_FMSS/70	E40Y1_FMTD/70	E40Y1_FMTS/70	€ 2.033,00
700x3000	E40Y1_FMSD/70	E40Y1_FMSS/70	E40Y1_FMTD/70	E40Y1_FMTS/70	€ 2.109,00
800x1650÷1999	E40Y1_FMSD/80	E40Y1_FMSS/80	E40Y1_FMTD/80	E40Y1_FMTS/80	€ 1.430,00
800x2200	E40Y1_FMSD/80	E40Y1_FMSS/80	E40Y1_FMTD/80	E40Y1_FMTS/80	€ 1.807,00
800x2300	E40Y1_FMSD/80	E40Y1_FMSS/80	E40Y1_FMTD/80	E40Y1_FMTS/80	€ 1.807,00
800x2500	E40Y1_FMSD/80	E40Y1_FMSS/80	E40Y1_FMTD/80	E40Y1_FMTS/80	€ 1.882,00
800x2600	E40Y1_FMSD/80	E40Y1_FMSS/80	E40Y1_FMTD/80	E40Y1_FMTS/80	€ 1.882,00
800x2700	E40Y1_FMSD/80	E40Y1_FMSS/80	E40Y1_FMTD/80	E40Y1_FMTS/80	€ 1.958,00
800x2800	E40Y1_FMSD/80	E40Y1_FMSS/80	E40Y1_FMTD/80	E40Y1_FMTS/80	€ 2.033,00
800x2900	E40Y1_FMSD/80	E40Y1_FMSS/80	E40Y1_FMTD/80	E40Y1_FMTS/80	€ 2.033,00
800x3000	E40Y1_FMSD/80	E40Y1_FMSS/80	E40Y1_FMTD/80	E40Y1_FMTS/80	€ 2.109,00
900x1650÷1999	E40Y1_FMSD/90	E40Y1_FMSS/90	E40Y1_FMTD/90	E40Y1_FMTS/90	€ 1.645,00
900x2200	E40Y1_FMSD/90	E40Y1_FMSS/90	E40Y1_FMTD/90	E40Y1_FMTS/90	€ 1.882,00
900x2300	E40Y1_FMSD/90	E40Y1_FMSS/90	E40Y1_FMTD/90	E40Y1_FMTS/90	€ 1.882,00
900x2500	E40Y1_FMSD/90	E40Y1_FMSS/90	E40Y1_FMTD/90	E40Y1_FMTS/90	€ 1.958,00
900x2600	E40Y1_FMSD/90	E40Y1_FMSS/90	E40Y1_FMTD/90	E40Y1_FMTS/90	€ 1.958,00
900x2700	E40Y1_FMSD/90	E40Y1_FMSS/90	E40Y1_FMTD/90	E40Y1_FMTS/90	€ 2.033,00
900x2800	E40Y1_FMSD/90	E40Y1_FMSS/90	E40Y1_FMTD/90	E40Y1_FMTS/90	€ 2.109,00
900x2900	E40Y1_FMSD/90	E40Y1_FMSS/90	E40Y1_FMTD/90	E40Y1_FMTS/90	€ 2.109,00
900x3000	E40Y1_FMSD/90	E40Y1_FMSS/90	E40Y1_FMTD/90	E40Y1_FMTS/90	€ 2.184,00
1000x1650÷1999	E40Y1_FMSD/100	E40Y1_FMSS/100	E40Y1_FMTD/100	E40Y1_FMTS/100	€ 1.645,00
1000x2200	E40Y1_FMSD/100	E40Y1_FMSS/100	E40Y1_FMTD/100	E40Y1_FMTS/100	€ 1.882,00
1000x2300	E40Y1_FMSD/100	E40Y1_FMSS/100	E40Y1_FMTD/100	E40Y1_FMTS/100	€ 1.882,00
1000x2500	E40Y1_FMSD/100	E40Y1_FMSS/100	E40Y1_FMTD/100	E40Y1_FMTS/100	€ 1.958,00
1000x2600	E40Y1_FMSD/100	E40Y1_FMSS/100	E40Y1_FMTD/100	E40Y1_FMTS/100	€ 1.958,00
1000x2700	E40Y1_FMSD/100	E40Y1_FMSS/100	E40Y1_FMTD/100	E40Y1_FMTS/100	€ 2.033,00
1000x2800	E40Y1_FMSD/100	E40Y1_FMSS/100	E40Y1_FMTD/100	E40Y1_FMTS/100	€ 2.109,00
1000x2900	E40Y1_FMSD/100	E40Y1_FMSS/100	E40Y1_FMTD/100	E40Y1_FMTS/100	€ 2.109,00
1000x3000	E40Y1_FMSD/100	E40Y1_FMSS/100	E40Y1_FMTD/100	E40Y1_FMTS/100	€ 2.184,00

TECHNICAL

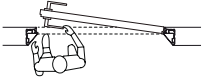
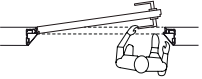
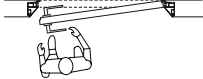
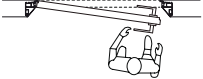
- ▶ To identify the code specify () Kit or Assembled: **K**=Kit ; **A**=Assembled - i.e.: 600x2000 kit = Code: E40Y1KFMSD/60
- ▶ Production with customized dimensions (for prices see superior size)
- ▶ Hardware set is not included
- ▶ Available with header or without header at the same price

LOGISTICS

- ▶ Supplied in 1 box
- ▶ Production time: 15 working days

ECLISSE 40 SINGLE

SOLID WALL | FRAME ONLY - CHAMPAGNE/BRONZE/TOBACCO
LACQUERED WHITE RAL 9010

STANDARD	WALL THICKNESS 108 mm				PRICE
	KIT and PRE-ASSEMBLED				
	PUSH RIGHT	PUSH LEFT	PULL RIGHT	PULL LEFT	
					
PASSAGE SIZE LxH mm	CODE	CODE	CODE	CODE	
600x2000	E40I_FMSD/60	E40I_FMSS/60	E40I_FMTD/60	E40I_FMST/60	€ 1.200,00
600x2100	E40I_060SBSD	E40I_060SBSS	E40I_060SBTD	E40I_060SBTS	€ 1.200,00
600x2400	E40I_060SRSD	E40I_060SRSS	E40I_060SRTD	E40I_060SRST	€ 1.441,00
700x2000	E40I_FMSD/70	E40I_FMSS/70	E40I_FMTD/70	E40I_FMST/70	€ 1.200,00
700x2100	E40I_070SBSD	E40I_070SBSS	E40I_070SBTD	E40I_070SBTS	€ 1.200,00
700x2400	E40I_070SRSD	E40I_070SRSS	E40I_070SRTD	E40I_070SRST	€ 1.441,00
800x2000	E40I_FMSD/80	E40I_FMSS/80	E40I_FMTD/80	E40I_FMST/80	€ 1.200,00
800x2100	E40I_080SBSD	E40I_080SBSS	E40I_080SBTD	E40I_080SBTS	€ 1.200,00
800x2400	E40I_080SRSD	E40I_080SRSS	E40I_080SRTD	E40I_080SRST	€ 1.441,00
900x2000	E40I_FMSD/90	E40I_FMSS/90	E40I_FMTD/90	E40I_FMST/90	€ 1.381,00
900x2100	E40I_090SBSD	E40I_090SBSS	E40I_090SBTD	E40I_090SBTS	€ 1.381,00
900x2400	E40I_090SRSD	E40I_090SRSS	E40I_090SRTD	E40I_090SRST	€ 1.500,00
1000x2000	E40I_FMSD/100	E40I_FMSS/100	E40I_FMTD/100	E40I_FMST/100	€ 1.381,00
1000x2100	E40I_100SBSD	E40I_100SBSS	E40I_100SBTD	E40I_100SBTS	€ 1.381,00
1000x2400	E40I_100SRSD	E40I_100SRSS	E40I_100SRTD	E40I_100SRST	€ 1.500,00

TECHNICAL

- ▶ To identify the code specify () Kit or Assembled: **K**=Kit ; **A**=Assembled and the finish: **2K**=Champagne Kit; **2A**=Champagne Assembled; **3K**=Bronze Kit; **3A**=Bronze Assembled; **4K**=Tobacco Kit; **4A**=Tobacco Assembled; **5K**=White RAL 9010 Kit ; **5A**=White RAL 9010 Assembled - i.e.: 600x2000 Bronze Kit = Code: E40I**3K**FMSD/60
- ▶ Production with customized dimensions (for prices see superior size)
- ▶ Hardware set is not included
- ▶ Available with header or without header at the same price

LOGISTICS

- ▶ Supplied in 1 box
- ▶ Production time: 15 working days

ECLISSE 40 SINGLE

SOLID WALL | FRAME ONLY - CHAMPAGNE/BRONZE/TOBACCO
LACQUERED WHITE RAL 9010

NON STANDARD

WALL THICKNESS

108 mm

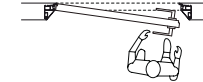
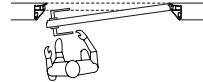
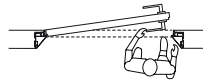
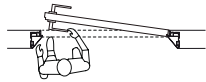
KIT and PRE-ASSEMBLED

PUSH RIGHT

PUSH LEFT

PULL RIGHT

PULL LEFT



PASSAGE SIZE LxH mm	CODE	CODE	CODE	CODE	PRICE
600x1650÷1999	E40I_FMSD/60	E40I_FMSS/60	E40I_FMTD/60	E40I_FMST/60	€ 1.140,00
600x2200	E40I_FMSD/60	E40I_FMSS/60	E40I_FMTD/60	E40I_FMST/60	€ 1.441,00
600x2300	E40I_FMSD/60	E40I_FMSS/60	E40I_FMTD/60	E40I_FMST/60	€ 1.441,00
600x2500	E40I_FMSD/60	E40I_FMSS/60	E40I_FMTD/60	E40I_FMST/60	€ 1.500,00
600x2600	E40I_FMSD/60	E40I_FMSS/60	E40I_FMTD/60	E40I_FMST/60	€ 1.500,00
600x2700	E40I_FMSD/60	E40I_FMSS/60	E40I_FMTD/60	E40I_FMST/60	€ 1.560,00
600x2800	E40I_FMSD/60	E40I_FMSS/60	E40I_FMTD/60	E40I_FMST/60	€ 1.560,00
600x2900	E40I_FMSD/60	E40I_FMSS/60	E40I_FMTD/60	E40I_FMST/60	€ 1.620,00
600x3000	E40I_FMSD/60	E40I_FMSS/60	E40I_FMTD/60	E40I_FMST/60	€ 1.680,00
700x1650÷1999	E40I_FMSD/70	E40I_FMSS/70	E40I_FMTD/70	E40I_FMST/70	€ 1.140,00
700x2200	E40I_FMSD/70	E40I_FMSS/70	E40I_FMTD/70	E40I_FMST/70	€ 1.441,00
700x2300	E40I_FMSD/70	E40I_FMSS/70	E40I_FMTD/70	E40I_FMST/70	€ 1.441,00
700x2500	E40I_FMSD/70	E40I_FMSS/70	E40I_FMTD/70	E40I_FMST/70	€ 1.500,00
700x2600	E40I_FMSD/70	E40I_FMSS/70	E40I_FMTD/70	E40I_FMST/70	€ 1.500,00
700x2700	E40I_FMSD/70	E40I_FMSS/70	E40I_FMTD/70	E40I_FMST/70	€ 1.560,00
700x2800	E40I_FMSD/70	E40I_FMSS/70	E40I_FMTD/70	E40I_FMST/70	€ 1.560,00
700x2900	E40I_FMSD/70	E40I_FMSS/70	E40I_FMTD/70	E40I_FMST/70	€ 1.620,00
700x3000	E40I_FMSD/70	E40I_FMSS/70	E40I_FMTD/70	E40I_FMST/70	€ 1.680,00
800x1650÷1999	E40I_FMSD/80	E40I_FMSS/80	E40I_FMTD/80	E40I_FMST/80	€ 1.140,00
800x2200	E40I_FMSD/80	E40I_FMSS/80	E40I_FMTD/80	E40I_FMST/80	€ 1.441,00
800x2300	E40I_FMSD/80	E40I_FMSS/80	E40I_FMTD/80	E40I_FMST/80	€ 1.441,00
800x2500	E40I_FMSD/80	E40I_FMSS/80	E40I_FMTD/80	E40I_FMST/80	€ 1.500,00
800x2600	E40I_FMSD/80	E40I_FMSS/80	E40I_FMTD/80	E40I_FMST/80	€ 1.500,00
800x2700	E40I_FMSD/80	E40I_FMSS/80	E40I_FMTD/80	E40I_FMST/80	€ 1.560,00
800x2800	E40I_FMSD/80	E40I_FMSS/80	E40I_FMTD/80	E40I_FMST/80	€ 1.560,00
800x2900	E40I_FMSD/80	E40I_FMSS/80	E40I_FMTD/80	E40I_FMST/80	€ 1.620,00
800x3000	E40I_FMSD/80	E40I_FMSS/80	E40I_FMTD/80	E40I_FMST/80	€ 1.680,00
900x1650÷1999	E40I_FMSD/90	E40I_FMSS/90	E40I_FMTD/90	E40I_FMST/90	€ 1.312,00
900x2200	E40I_FMSD/90	E40I_FMSS/90	E40I_FMTD/90	E40I_FMST/90	€ 1.500,00
900x2300	E40I_FMSD/90	E40I_FMSS/90	E40I_FMTD/90	E40I_FMST/90	€ 1.500,00
900x2500	E40I_FMSD/90	E40I_FMSS/90	E40I_FMTD/90	E40I_FMST/90	€ 1.560,00
900x2600	E40I_FMSD/90	E40I_FMSS/90	E40I_FMTD/90	E40I_FMST/90	€ 1.560,00
900x2700	E40I_FMSD/90	E40I_FMSS/90	E40I_FMTD/90	E40I_FMST/90	€ 1.620,00
900x2800	E40I_FMSD/90	E40I_FMSS/90	E40I_FMTD/90	E40I_FMST/90	€ 1.680,00
900x2900	E40I_FMSD/90	E40I_FMSS/90	E40I_FMTD/90	E40I_FMST/90	€ 1.680,00
900x3000	E40I_FMSD/90	E40I_FMSS/90	E40I_FMTD/90	E40I_FMST/90	€ 1.741,00
1000x1650÷1999	E40I_FMSD/100	E40I_FMSS/100	E40I_FMTD/100	E40I_FMST/100	€ 1.312,00
1000x2200	E40I_FMSD/100	E40I_FMSS/100	E40I_FMTD/100	E40I_FMST/100	€ 1.500,00
1000x2300	E40I_FMSD/100	E40I_FMSS/100	E40I_FMTD/100	E40I_FMST/100	€ 1.500,00
1000x2500	E40I_FMSD/100	E40I_FMSS/100	E40I_FMTD/100	E40I_FMST/100	€ 1.560,00
1000x2600	E40I_FMSD/100	E40I_FMSS/100	E40I_FMTD/100	E40I_FMST/100	€ 1.560,00
1000x2700	E40I_FMSD/100	E40I_FMSS/100	E40I_FMTD/100	E40I_FMST/100	€ 1.620,00
1000x2800	E40I_FMSD/100	E40I_FMSS/100	E40I_FMTD/100	E40I_FMST/100	€ 1.680,00
1000x2900	E40I_FMSD/100	E40I_FMSS/100	E40I_FMTD/100	E40I_FMST/100	€ 1.680,00
1000x3000	E40I_FMSD/100	E40I_FMSS/100	E40I_FMTD/100	E40I_FMST/100	€ 1.741,00

TECHNICAL

- ▶ To identify the code specify () Kit or Assembled: **K**=Kit; **A**=Assembled and the finish: **2K**=Champagne Kit; **2A**=Champagne Assembled; **3K**=Bronze Kit; **3A**=Bronze Assembled; **4K**=Tobacco Kit; **4A**=Tobacco Assembled; **5K**=White RAL 9010 Kit; **5A**=White RAL 9010 Assembled - i.e.: 600x2000 Bronze Kit = Code: E40I3KFMSD/60
- ▶ Production with customized dimensions (for prices see superior size)
- ▶ Hardware set is not included
- ▶ Available with header or without header at the same price

LOGISTICS

- ▶ Supplied in 1 box
- ▶ Production time: 15 working days

ECLISSE 40 SINGLE

STUD WALL | FRAME ONLY - CHAMPAGNE/BRONZE/TOBACCO
LACQUERED WHITE RAL 9010

STANDARD	WALL THICKNESS 100 mm				PRICE
	KIT and PRE-ASSEMBLED				
	PUSH RIGHT	PUSH LEFT	PULL RIGHT	PULL LEFT	
PASSAGE SIZE LxH mm	CODE	CODE	CODE	CODE	
600x2000	E40C_FMSD/60	E40C_FMSS/60	E40C_FMTD/60	E40C_FMTS/60	€ 1.200,00
600x2100	E40C_060SBSD	E40C_060SBSS	E40C_060SBTD	E40C_060SBTS	€ 1.200,00
600x2400	E40C_060SRSD	E40C_060SRSS	E40C_060SRTD	E40C_060SRTS	€ 1.441,00
700x2000	E40C_FMSD/70	E40C_FMSS/70	E40C_FMTD/70	E40C_FMTS/70	€ 1.200,00
700x2100	E40C_070SBSD	E40C_070SBSS	E40C_070SBTD	E40C_070SBTS	€ 1.200,00
700x2400	E40C_070SRSD	E40C_070SRSS	E40C_070SRTD	E40C_070SRTS	€ 1.441,00
800x2000	E40C_FMSD/80	E40C_FMSS/80	E40C_FMTD/80	E40C_FMTS/80	€ 1.200,00
800x2100	E40C_080SBSD	E40C_080SBSS	E40C_080SBTD	E40C_080SBTS	€ 1.200,00
800x2400	E40C_080SRSD	E40C_080SRSS	E40C_080SRTD	E40C_080SRTS	€ 1.441,00
900x2000	E40C_FMSD/90	E40C_FMSS/90	E40C_FMTD/90	E40C_FMTS/90	€ 1.381,00
900x2100	E40C_090SBSD	E40C_090SBSS	E40C_090SBTD	E40C_090SBTS	€ 1.381,00
900x2400	E40C_090SRSD	E40C_090SRSS	E40C_090SRTD	E40C_090SRTS	€ 1.500,00
1000x2000	E40C_FMSD/100	E40C_FMSS/100	E40C_FMTD/100	E40C_FMTS/100	€ 1.381,00
1000x2100	E40C_100SBSD	E40C_100SBSS	E40C_100SBTD	E40C_100SBTS	€ 1.381,00
1000x2400	E40C_100SRSD	E40C_100SRSS	E40C_100SRTD	E40C_100SRTS	€ 1.500,00

TECHNICAL

- ▶ To identify the code specify () Kit or Assembled: **K**=Kit ; **A**=Assembled and the finish: **2K**=Champagne Kit; **2A**=Champagne Assembled; **3K**=Bronze Kit; **3A**=Bronze Assembled; **4K**=Tobacco Kit; **4A**=Tobacco Assembled; **5K**=White RAL 9010 Kit ; **5A**=White RAL 9010 Assembled - i.e.: 600x2000 Bronze Kit = Code: E40C3KFMSD/60
- ▶ Production with customized dimensions (for prices see superior size)
- ▶ Hardware set is not included
- ▶ Available with header or without header at the same price

LOGISTICS

- ▶ Supplied in 1 box
- ▶ Production time: 15 working days

ECLISSE 40 SINGLE

STUD WALL | FRAME ONLY - CHAMPAGNE/BRONZE/TOBACCO
LACQUERED WHITE RAL 9010

NON STANDARD

WALL THICKNESS

100 mm

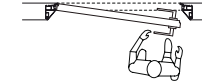
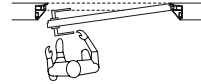
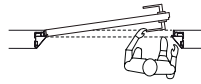
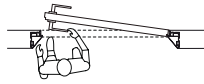
KIT and PRE-ASSEMBLED

PUSH RIGHT

PUSH LEFT

PULL RIGHT

PULL LEFT



PASSAGE SIZE LxH mm	CODE	CODE	CODE	CODE	PRICE
600x1650÷1999	E40C_FMSD/60	E40C_FMSS/60	E40C_FMTD/60	E40C_FMST/60	€ 1.140,00
600x2200	E40C_FMSD/60	E40C_FMSS/60	E40C_FMTD/60	E40C_FMST/60	€ 1.441,00
600x2300	E40C_FMSD/60	E40C_FMSS/60	E40C_FMTD/60	E40C_FMST/60	€ 1.441,00
600x2500	E40C_FMSD/60	E40C_FMSS/60	E40C_FMTD/60	E40C_FMST/60	€ 1.500,00
600x2600	E40C_FMSD/60	E40C_FMSS/60	E40C_FMTD/60	E40C_FMST/60	€ 1.500,00
600x2700	E40C_FMSD/60	E40C_FMSS/60	E40C_FMTD/60	E40C_FMST/60	€ 1.560,00
600x2800	E40C_FMSD/60	E40C_FMSS/60	E40C_FMTD/60	E40C_FMST/60	€ 1.560,00
600x2900	E40C_FMSD/60	E40C_FMSS/60	E40C_FMTD/60	E40C_FMST/60	€ 1.620,00
600x3000	E40C_FMSD/60	E40C_FMSS/60	E40C_FMTD/60	E40C_FMST/60	€ 1.680,00
700x1650÷1999	E40C_FMSD/70	E40C_FMSS/70	E40C_FMTD/70	E40C_FMST/70	€ 1.140,00
700x2200	E40C_FMSD/70	E40C_FMSS/70	E40C_FMTD/70	E40C_FMST/70	€ 1.441,00
700x2300	E40C_FMSD/70	E40C_FMSS/70	E40C_FMTD/70	E40C_FMST/70	€ 1.441,00
700x2500	E40C_FMSD/70	E40C_FMSS/70	E40C_FMTD/70	E40C_FMST/70	€ 1.500,00
700x2600	E40C_FMSD/70	E40C_FMSS/70	E40C_FMTD/70	E40C_FMST/70	€ 1.500,00
700x2700	E40C_FMSD/70	E40C_FMSS/70	E40C_FMTD/70	E40C_FMST/70	€ 1.560,00
700x2800	E40C_FMSD/70	E40C_FMSS/70	E40C_FMTD/70	E40C_FMST/70	€ 1.560,00
700x2900	E40C_FMSD/70	E40C_FMSS/70	E40C_FMTD/70	E40C_FMST/70	€ 1.620,00
700x3000	E40C_FMSD/70	E40C_FMSS/70	E40C_FMTD/70	E40C_FMST/70	€ 1.680,00
800x1650÷1999	E40C_FMSD/80	E40C_FMSS/80	E40C_FMTD/80	E40C_FMST/80	€ 1.140,00
800x2200	E40C_FMSD/80	E40C_FMSS/80	E40C_FMTD/80	E40C_FMST/80	€ 1.441,00
800x2300	E40C_FMSD/80	E40C_FMSS/80	E40C_FMTD/80	E40C_FMST/80	€ 1.441,00
800x2500	E40C_FMSD/80	E40C_FMSS/80	E40C_FMTD/80	E40C_FMST/80	€ 1.500,00
800x2600	E40C_FMSD/80	E40C_FMSS/80	E40C_FMTD/80	E40C_FMST/80	€ 1.500,00
800x2700	E40C_FMSD/80	E40C_FMSS/80	E40C_FMTD/80	E40C_FMST/80	€ 1.560,00
800x2800	E40C_FMSD/80	E40C_FMSS/80	E40C_FMTD/80	E40C_FMST/80	€ 1.560,00
800x2900	E40C_FMSD/80	E40C_FMSS/80	E40C_FMTD/80	E40C_FMST/80	€ 1.620,00
800x3000	E40C_FMSD/80	E40C_FMSS/80	E40C_FMTD/80	E40C_FMST/80	€ 1.680,00
900x1650÷1999	E40C_FMSD/90	E40C_FMSS/90	E40C_FMTD/90	E40C_FMST/90	€ 1.312,00
900x2200	E40C_FMSD/90	E40C_FMSS/90	E40C_FMTD/90	E40C_FMST/90	€ 1.500,00
900x2300	E40C_FMSD/90	E40C_FMSS/90	E40C_FMTD/90	E40C_FMST/90	€ 1.500,00
900x2500	E40C_FMSD/90	E40C_FMSS/90	E40C_FMTD/90	E40C_FMST/90	€ 1.560,00
900x2600	E40C_FMSD/90	E40C_FMSS/90	E40C_FMTD/90	E40C_FMST/90	€ 1.560,00
900x2700	E40C_FMSD/90	E40C_FMSS/90	E40C_FMTD/90	E40C_FMST/90	€ 1.620,00
900x2800	E40C_FMSD/90	E40C_FMSS/90	E40C_FMTD/90	E40C_FMST/90	€ 1.680,00
900x2900	E40C_FMSD/90	E40C_FMSS/90	E40C_FMTD/90	E40C_FMST/90	€ 1.680,00
900x3000	E40C_FMSD/90	E40C_FMSS/90	E40C_FMTD/90	E40C_FMST/90	€ 1.741,00
1000x1650÷1999	E40C_FMSD/100	E40C_FMSS/100	E40C_FMTD/100	E40C_FMST/100	€ 1.312,00
1000x2200	E40C_FMSD/100	E40C_FMSS/100	E40C_FMTD/100	E40C_FMST/100	€ 1.500,00
1000x2300	E40C_FMSD/100	E40C_FMSS/100	E40C_FMTD/100	E40C_FMST/100	€ 1.500,00
1000x2500	E40C_FMSD/100	E40C_FMSS/100	E40C_FMTD/100	E40C_FMST/100	€ 1.560,00
1000x2600	E40C_FMSD/100	E40C_FMSS/100	E40C_FMTD/100	E40C_FMST/100	€ 1.560,00
1000x2700	E40C_FMSD/100	E40C_FMSS/100	E40C_FMTD/100	E40C_FMST/100	€ 1.620,00
1000x2800	E40C_FMSD/100	E40C_FMSS/100	E40C_FMTD/100	E40C_FMST/100	€ 1.680,00
1000x2900	E40C_FMSD/100	E40C_FMSS/100	E40C_FMTD/100	E40C_FMST/100	€ 1.680,00
1000x3000	E40C_FMSD/100	E40C_FMSS/100	E40C_FMTD/100	E40C_FMST/100	€ 1.741,00

TECHNICAL

- ▶ To identify the code specify () Kit or Assembled: **K**=Kit; **A**=Assembled and the finish: **2K**=Champagne Kit; **2A**=Champagne Assembled; **3K**=Bronze Kit; **3A**=Bronze Assembled; **4K**=Tobacco Kit; **4A**=Tobacco Assembled; **5K**=White RAL 9010 Kit; **5A**=White RAL 9010 Assembled - i.e.: 600x2000 Bronze Kit = Code: E40C3KFMSD/60
- ▶ Production with customized dimensions (for prices see superior size)
- ▶ Hardware set is not included
- ▶ Available with header or without header at the same price

LOGISTICS

- ▶ Supplied in 1 box
- ▶ Production time: 15 working days

ECLISSE 40 SINGLE

SOLID/STUD WALL | FRAME ONLY - CHAMPAGNE/BRONZE/TOBACCO LACQUERED WHITE RAL 9010



STANDARD	WALL THICKNESS 125 mm				PRICE
	KIT and PRE-ASSEMBLED				
	PUSH RIGHT	PUSH LEFT	PULL RIGHT	PULL LEFT	
PASSAGE SIZE LxH mm	CODE	CODE	CODE	CODE	
600x2000	E40X_FMSD/60	E40X_FMSS/60	E40X_FMTD/60	E40X_FMTS/60	€ 1.311,00
600x2100	E40X_060SBSD	E40X_060SBSS	E40X_060SBTD	E40X_060SBTS	€ 1.311,00
600x2400	E40X_060SRSD	E40X_060SRSS	E40X_060SRTD	E40X_060SRTS	€ 1.573,00
700x2000	E40X_FMSD/70	E40X_FMSS/70	E40X_FMTD/70	E40X_FMTS/70	€ 1.311,00
700x2100	E40X_070SBSD	E40X_070SBSS	E40X_070SBTD	E40X_070SBTS	€ 1.311,00
700x2400	E40X_070SRSD	E40X_070SRSS	E40X_070SRTD	E40X_070SRTS	€ 1.573,00
800x2000	E40X_FMSD/80	E40X_FMSS/80	E40X_FMTD/80	E40X_FMTS/80	€ 1.311,00
800x2100	E40X_080SBSD	E40X_080SBSS	E40X_080SBTD	E40X_080SBTS	€ 1.311,00
800x2400	E40X_080SRSD	E40X_080SRSS	E40X_080SRTD	E40X_080SRTS	€ 1.573,00
900x2000	E40X_FMSD/90	E40X_FMSS/90	E40X_FMTD/90	E40X_FMTS/90	€ 1.507,00
900x2100	E40X_090SBSD	E40X_090SBSS	E40X_090SBTD	E40X_090SBTS	€ 1.507,00
900x2400	E40X_090SRSD	E40X_090SRSS	E40X_090SRTD	E40X_090SRTS	€ 1.638,00
1000x2000	E40X_FMSD/100	E40X_FMSS/100	E40X_FMTD/100	E40X_FMTS/100	€ 1.507,00
1000x2100	E40X_100SBSD	E40X_100SBSS	E40X_100SBTD	E40X_100SBTS	€ 1.507,00
1000x2400	E40X_100SRSD	E40X_100SRSS	E40X_100SRTD	E40X_100SRTS	€ 1.638,00

TECHNICAL

- ▶ To identify the code specify () Kit or Assembled: **K**=Kit ; **A**=Assembled and the finish: **2K**=Champagne Kit; **2A**=Champagne Assembled; **3K**=Bronze Kit; **3A**=Bronze Assembled; **4K**=Tobacco Kit; **4A**=Tobacco Assembled; **5K**=White RAL 9010 Kit ; **5A**=White RAL 9010 Assembled - i.e.: 600x2000 Bronze Kit = Code: E4X**13K**FMSD/60
- ▶ Production with customized dimensions (for prices see superior size)
- ▶ Hardware set is not included
- ▶ Available with header or without header at the same price

LOGISTICS

- ▶ Supplied in 1 box
- ▶ Production time: 15 working days

ECLISSE 40 SINGLE

SOLID/STUD WALL | FRAME ONLY - CHAMPAGNE/BRONZE/TOBACCO
LACQUERED WHITE RAL 9010

NON STANDARD

WALL THICKNESS

125 mm

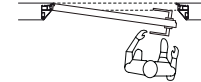
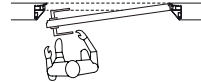
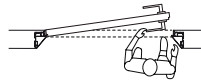
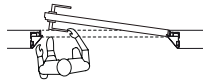
KIT and PRE-ASSEMBLED

PUSH RIGHT

PUSH LEFT

PULL RIGHT

PULL LEFT



PASSAGE SIZE LxH mm	CODE	CODE	CODE	CODE	PRICE
600x1650÷1999	E40X_FMSD/60	E40X_FMSS/60	E40X_FMTD/60	E40X_FMST/60	€ 1.245,00
600x2200	E40X_FMSD/60	E40X_FMSS/60	E40X_FMTD/60	E40X_FMST/60	€ 1.573,00
600x2300	E40X_FMSD/60	E40X_FMSS/60	E40X_FMTD/60	E40X_FMST/60	€ 1.573,00
600x2500	E40X_FMSD/60	E40X_FMSS/60	E40X_FMTD/60	E40X_FMST/60	€ 1.638,00
600x2600	E40X_FMSD/60	E40X_FMSS/60	E40X_FMTD/60	E40X_FMST/60	€ 1.638,00
600x2700	E40X_FMSD/60	E40X_FMSS/60	E40X_FMTD/60	E40X_FMST/60	€ 1.704,00
600x2800	E40X_FMSD/60	E40X_FMSS/60	E40X_FMTD/60	E40X_FMST/60	€ 1.770,00
600x2900	E40X_FMSD/60	E40X_FMSS/60	E40X_FMTD/60	E40X_FMST/60	€ 1.770,00
600x3000	E40X_FMSD/60	E40X_FMSS/60	E40X_FMTD/60	E40X_FMST/60	€ 1.835,00
700x1650÷1999	E40X_FMSD/70	E40X_FMSS/70	E40X_FMTD/70	E40X_FMST/70	€ 1.245,00
700x2200	E40X_FMSD/70	E40X_FMSS/70	E40X_FMTD/70	E40X_FMST/70	€ 1.573,00
700x2300	E40X_FMSD/70	E40X_FMSS/70	E40X_FMTD/70	E40X_FMST/70	€ 1.573,00
700x2500	E40X_FMSD/70	E40X_FMSS/70	E40X_FMTD/70	E40X_FMST/70	€ 1.638,00
700x2600	E40X_FMSD/70	E40X_FMSS/70	E40X_FMTD/70	E40X_FMST/70	€ 1.638,00
700x2700	E40X_FMSD/70	E40X_FMSS/70	E40X_FMTD/70	E40X_FMST/70	€ 1.704,00
700x2800	E40X_FMSD/70	E40X_FMSS/70	E40X_FMTD/70	E40X_FMST/70	€ 1.770,00
700x2900	E40X_FMSD/70	E40X_FMSS/70	E40X_FMTD/70	E40X_FMST/70	€ 1.770,00
700x3000	E40X_FMSD/70	E40X_FMSS/70	E40X_FMTD/70	E40X_FMST/70	€ 1.835,00
800x1650÷1999	E40X_FMSD/80	E40X_FMSS/80	E40X_FMTD/80	E40X_FMST/80	€ 1.245,00
800x2200	E40X_FMSD/80	E40X_FMSS/80	E40X_FMTD/80	E40X_FMST/80	€ 1.573,00
800x2300	E40X_FMSD/80	E40X_FMSS/80	E40X_FMTD/80	E40X_FMST/80	€ 1.573,00
800x2500	E40X_FMSD/80	E40X_FMSS/80	E40X_FMTD/80	E40X_FMST/80	€ 1.638,00
800x2600	E40X_FMSD/80	E40X_FMSS/80	E40X_FMTD/80	E40X_FMST/80	€ 1.638,00
800x2700	E40X_FMSD/80	E40X_FMSS/80	E40X_FMTD/80	E40X_FMST/80	€ 1.704,00
800x2800	E40X_FMSD/80	E40X_FMSS/80	E40X_FMTD/80	E40X_FMST/80	€ 1.770,00
800x2900	E40X_FMSD/80	E40X_FMSS/80	E40X_FMTD/80	E40X_FMST/80	€ 1.770,00
800x3000	E40X_FMSD/80	E40X_FMSS/80	E40X_FMTD/80	E40X_FMST/80	€ 1.835,00
900x1650÷1999	E40X_FMSD/90	E40X_FMSS/90	E40X_FMTD/90	E40X_FMST/90	€ 1.431,00
900x2200	E40X_FMSD/90	E40X_FMSS/90	E40X_FMTD/90	E40X_FMST/90	€ 1.638,00
900x2300	E40X_FMSD/90	E40X_FMSS/90	E40X_FMTD/90	E40X_FMST/90	€ 1.638,00
900x2500	E40X_FMSD/90	E40X_FMSS/90	E40X_FMTD/90	E40X_FMST/90	€ 1.704,00
900x2600	E40X_FMSD/90	E40X_FMSS/90	E40X_FMTD/90	E40X_FMST/90	€ 1.704,00
900x2700	E40X_FMSD/90	E40X_FMSS/90	E40X_FMTD/90	E40X_FMST/90	€ 1.770,00
900x2800	E40X_FMSD/90	E40X_FMSS/90	E40X_FMTD/90	E40X_FMST/90	€ 1.835,00
900x2900	E40X_FMSD/90	E40X_FMSS/90	E40X_FMTD/90	E40X_FMST/90	€ 1.835,00
900x3000	E40X_FMSD/90	E40X_FMSS/90	E40X_FMTD/90	E40X_FMST/90	€ 1.901,00
1000x1650÷1999	E40X_FMSD/100	E40X_FMSS/100	E40X_FMTD/100	E40X_FMST/100	€ 1.431,00
1000x2200	E40X_FMSD/100	E40X_FMSS/100	E40X_FMTD/100	E40X_FMST/100	€ 1.638,00
1000x2300	E40X_FMSD/100	E40X_FMSS/100	E40X_FMTD/100	E40X_FMST/100	€ 1.638,00
1000x2500	E40X_FMSD/100	E40X_FMSS/100	E40X_FMTD/100	E40X_FMST/100	€ 1.704,00
1000x2600	E40X_FMSD/100	E40X_FMSS/100	E40X_FMTD/100	E40X_FMST/100	€ 1.704,00
1000x2700	E40X_FMSD/100	E40X_FMSS/100	E40X_FMTD/100	E40X_FMST/100	€ 1.770,00
1000x2800	E40X_FMSD/100	E40X_FMSS/100	E40X_FMTD/100	E40X_FMST/100	€ 1.835,00
1000x2900	E40X_FMSD/100	E40X_FMSS/100	E40X_FMTD/100	E40X_FMST/100	€ 1.835,00
1000x3000	E40X_FMSD/100	E40X_FMSS/100	E40X_FMTD/100	E40X_FMST/100	€ 1.901,00

TECHNICAL

- ▶ To identify the code specify () Kit or Assembled: **K**=Kit; **A**=Assembled and the finish: **2K**=Champagne Kit; **2A**=Champagne Assembled; **3K**=Bronze Kit; **3A**=Bronze Assembled; **4K**=Tobacco Kit; **4A**=Tobacco Assembled; **5K**=White RAL 9010 Kit; **5A**=White RAL 9010 Assembled - i.e.: 600x2000 Bronze Kit = Code: E4X13KFMSD/60
- ▶ Production with customized dimensions (for prices see superior size)
- ▶ Hardware set is not included
- ▶ Available with header or without header at the same price

LOGISTICS

- ▶ Supplied in 1 box
- ▶ Production time: 15 working days

ECLISSE 40 SINGLE

SOLID/STUD WALL | FRAME ONLY - CHAMPAGNE/BRONZE/TOBACCO
LACQUERED WHITE RAL 9010

STANDARD	WALL THICKNESS 150 mm				PRICE
	KIT and PRE-ASSEMBLED				
	PUSH RIGHT	PUSH LEFT	PULL RIGHT	PULL LEFT	
PASSAGE SIZE LxH mm	CODE	CODE	CODE	CODE	
600x2000	E40Y__FMSD/60	E40Y__FMSS/60	E40Y__FMTD/60	E40Y__FMST/60	€ 1.772,00
600x2100	E40Y__060SBSD	E40Y__060SBSS	E40Y__060SBTD	E40Y__060SBTS	€ 1.772,00
600x2400	E40Y__060SRSD	E40Y__060SRSS	E40Y__060SRTD	E40Y__060SRST	€ 2.126,00
700x2000	E40Y__FMSD/70	E40Y__FMSS/70	E40Y__FMTD/70	E40Y__FMST/70	€ 1.772,00
700x2100	E40Y__070SBSD	E40Y__070SBSS	E40Y__070SBTD	E40Y__070SBTS	€ 1.772,00
700x2400	E40Y__070SRSD	E40Y__070SRSS	E40Y__070SRTD	E40Y__070SRST	€ 2.126,00
800x2000	E40Y__FMSD/80	E40Y__FMSS/80	E40Y__FMTD/80	E40Y__FMST/80	€ 1.772,00
800x2100	E40Y__080SBSD	E40Y__080SBSS	E40Y__080SBTD	E40Y__080SBTS	€ 1.772,00
800x2400	E40Y__080SRSD	E40Y__080SRSS	E40Y__080SRTD	E40Y__080SRST	€ 2.126,00
900x2000	E40Y__FMSD/90	E40Y__FMSS/90	E40Y__FMTD/90	E40Y__FMST/90	€ 2.039,00
900x2100	E40Y__090SBSD	E40Y__090SBSS	E40Y__090SBTD	E40Y__090SBTS	€ 2.039,00
900x2400	E40Y__090SRSD	E40Y__090SRSS	E40Y__090SRTD	E40Y__090SRST	€ 2.215,00
1000x2000	E40Y__FMSD/100	E40Y__FMSS/100	E40Y__FMTD/100	E40Y__FMST/100	€ 2.039,00
1000x2100	E40Y__100SBSD	E40Y__100SBSS	E40Y__100SBTD	E40Y__100SBTS	€ 2.039,00
1000x2400	E40Y__100SRSD	E40Y__100SRSS	E40Y__100SRTD	E40Y__100SRST	€ 2.215,00

TECHNICAL

- ▶ To identify the code specify () Kit or Assembled: **K**=Kit ; **A**=Assembled and the finish: **2K**=Champagne Kit; **2A**=Champagne Assembled; **3K**=Bronze Kit; **3A**=Bronze Assembled; **4K**=Tobacco Kit; **4A**=Tobacco Assembled; **5K**=White RAL 9010 Kit ; **5A**=White RAL 9010 Assembled - i.e.: 600x2000 Bronze Kit = Code: E40Y3KFMSD/60
- ▶ Production with customized dimensions (for prices see superior size)
- ▶ Hardware set is not included
- ▶ Available with header or without header at the same price

LOGISTICS

- ▶ Supplied in 1 box
- ▶ Production time: 15 working days

ECLISSE 40 SINGLE

SOLID/STUD WALL | FRAME ONLY - CHAMPAGNE/BRONZE/TOBACCO
LACQUERED WHITE RAL 9010



NON STANDARD	WALL THICKNESS				PRICE
	150 mm				
	KIT and PRE-ASSEMBLED				
	PUSH RIGHT	PUSH LEFT	PULL RIGHT	PULL LEFT	
PASSAGE SIZE LxH mm	CODE	CODE	CODE	CODE	
600x1650÷1999	E40Y_FMSD/60	E40Y_FMSS/60	E40Y_FMTD/60	E40Y_FMST/60	€ 1.684,00
600x2200	E40Y_FMSD/60	E40Y_FMSS/60	E40Y_FMTD/60	E40Y_FMST/60	€ 2.126,00
600x2300	E40Y_FMSD/60	E40Y_FMSS/60	E40Y_FMTD/60	E40Y_FMST/60	€ 2.126,00
600x2500	E40Y_FMSD/60	E40Y_FMSS/60	E40Y_FMTD/60	E40Y_FMST/60	€ 2.215,00
600x2600	E40Y_FMSD/60	E40Y_FMSS/60	E40Y_FMTD/60	E40Y_FMST/60	€ 2.215,00
600x2700	E40Y_FMSD/60	E40Y_FMSS/60	E40Y_FMTD/60	E40Y_FMST/60	€ 2.305,00
600x2800	E40Y_FMSD/60	E40Y_FMSS/60	E40Y_FMTD/60	E40Y_FMST/60	€ 2.393,00
600x2900	E40Y_FMSD/60	E40Y_FMSS/60	E40Y_FMTD/60	E40Y_FMST/60	€ 2.393,00
600x3000	E40Y_FMSD/60	E40Y_FMSS/60	E40Y_FMTD/60	E40Y_FMST/60	€ 2.482,00
700x1650÷1999	E40Y_FMSD/70	E40Y_FMSS/70	E40Y_FMTD/70	E40Y_FMST/70	€ 1.684,00
700x2200	E40Y_FMSD/70	E40Y_FMSS/70	E40Y_FMTD/70	E40Y_FMST/70	€ 2.126,00
700x2300	E40Y_FMSD/70	E40Y_FMSS/70	E40Y_FMTD/70	E40Y_FMST/70	€ 2.126,00
700x2500	E40Y_FMSD/70	E40Y_FMSS/70	E40Y_FMTD/70	E40Y_FMST/70	€ 2.215,00
700x2600	E40Y_FMSD/70	E40Y_FMSS/70	E40Y_FMTD/70	E40Y_FMST/70	€ 2.215,00
700x2700	E40Y_FMSD/70	E40Y_FMSS/70	E40Y_FMTD/70	E40Y_FMST/70	€ 2.305,00
700x2800	E40Y_FMSD/70	E40Y_FMSS/70	E40Y_FMTD/70	E40Y_FMST/70	€ 2.393,00
700x2900	E40Y_FMSD/70	E40Y_FMSS/70	E40Y_FMTD/70	E40Y_FMST/70	€ 2.393,00
700x3000	E40Y_FMSD/70	E40Y_FMSS/70	E40Y_FMTD/70	E40Y_FMST/70	€ 2.482,00
800x1650÷1999	E40Y_FMSD/80	E40Y_FMSS/80	E40Y_FMTD/80	E40Y_FMST/80	€ 1.684,00
800x2200	E40Y_FMSD/80	E40Y_FMSS/80	E40Y_FMTD/80	E40Y_FMST/80	€ 2.126,00
800x2300	E40Y_FMSD/80	E40Y_FMSS/80	E40Y_FMTD/80	E40Y_FMST/80	€ 2.126,00
800x2500	E40Y_FMSD/80	E40Y_FMSS/80	E40Y_FMTD/80	E40Y_FMST/80	€ 2.215,00
800x2600	E40Y_FMSD/80	E40Y_FMSS/80	E40Y_FMTD/80	E40Y_FMST/80	€ 2.215,00
800x2700	E40Y_FMSD/80	E40Y_FMSS/80	E40Y_FMTD/80	E40Y_FMST/80	€ 2.305,00
800x2800	E40Y_FMSD/80	E40Y_FMSS/80	E40Y_FMTD/80	E40Y_FMST/80	€ 2.393,00
800x2900	E40Y_FMSD/80	E40Y_FMSS/80	E40Y_FMTD/80	E40Y_FMST/80	€ 2.393,00
800x3000	E40Y_FMSD/80	E40Y_FMSS/80	E40Y_FMTD/80	E40Y_FMST/80	€ 2.482,00
900x1650÷1999	E40Y_FMSD/90	E40Y_FMSS/90	E40Y_FMTD/90	E40Y_FMST/90	€ 1.938,00
900x2200	E40Y_FMSD/90	E40Y_FMSS/90	E40Y_FMTD/90	E40Y_FMST/90	€ 2.215,00
900x2300	E40Y_FMSD/90	E40Y_FMSS/90	E40Y_FMTD/90	E40Y_FMST/90	€ 2.215,00
900x2500	E40Y_FMSD/90	E40Y_FMSS/90	E40Y_FMTD/90	E40Y_FMST/90	€ 2.305,00
900x2600	E40Y_FMSD/90	E40Y_FMSS/90	E40Y_FMTD/90	E40Y_FMST/90	€ 2.305,00
900x2700	E40Y_FMSD/90	E40Y_FMSS/90	E40Y_FMTD/90	E40Y_FMST/90	€ 2.393,00
900x2800	E40Y_FMSD/90	E40Y_FMSS/90	E40Y_FMTD/90	E40Y_FMST/90	€ 2.482,00
900x2900	E40Y_FMSD/90	E40Y_FMSS/90	E40Y_FMTD/90	E40Y_FMST/90	€ 2.482,00
900x3000	E40Y_FMSD/90	E40Y_FMSS/90	E40Y_FMTD/90	E40Y_FMST/90	€ 2.570,00
1000x1650÷1999	E40Y_FMSD/100	E40Y_FMSS/100	E40Y_FMTD/100	E40Y_FMST/100	€ 1.938,00
1000x2200	E40Y_FMSD/100	E40Y_FMSS/100	E40Y_FMTD/100	E40Y_FMST/100	€ 2.215,00
1000x2300	E40Y_FMSD/100	E40Y_FMSS/100	E40Y_FMTD/100	E40Y_FMST/100	€ 2.215,00
1000x2500	E40Y_FMSD/100	E40Y_FMSS/100	E40Y_FMTD/100	E40Y_FMST/100	€ 2.305,00
1000x2600	E40Y_FMSD/100	E40Y_FMSS/100	E40Y_FMTD/100	E40Y_FMST/100	€ 2.305,00
1000x2700	E40Y_FMSD/100	E40Y_FMSS/100	E40Y_FMTD/100	E40Y_FMST/100	€ 2.393,00
1000x2800	E40Y_FMSD/100	E40Y_FMSS/100	E40Y_FMTD/100	E40Y_FMST/100	€ 2.482,00
1000x2900	E40Y_FMSD/100	E40Y_FMSS/100	E40Y_FMTD/100	E40Y_FMST/100	€ 2.482,00
1000x3000	E40Y_FMSD/100	E40Y_FMSS/100	E40Y_FMTD/100	E40Y_FMST/100	€ 2.570,00

TECHNICAL

- ▶ To identify the code specify () Kit or Assembled: **K**=Kit; **A**=Assembled and the finish: **2K**=Champagne Kit; **2A**=Champagne Assembled; **3K**=Bronze Kit; **3A**=Bronze Assembled; **4K**=Tobacco Kit; **4A**=Tobacco Assembled; **5K**=White RAL 9010 Kit; **5A**=White RAL 9010 Assembled - i.e.: 600x2000 Bronze Kit = Code: E40Y3KFMSD/60
- ▶ Production with customized dimensions (for prices see superior size)
- ▶ Hardware set is not included
- ▶ Available with header or without header at the same price

LOGISTICS

- ▶ Supplied in 1 box
- ▶ Production time: 15 working days

ECLISSE 40 DOUBLE

SOLID WALL | FRAME ONLY - PRIMER-COATED



STANDARD	WALL THICKNESS			
	108 mm			
	KIT and PRE-ASSEMBLED			
	RIGHT DOOR PUSH LEFT DOOR FIXED	LEFT DOOR PUSH RIGHT DOOR FIXED	RIGHT DOOR PULL LEFT DOOR FIXED	LEFT DOOR PULL RIGHT DOOR FIXED



PASSAGE SIZE LxH mm	CODE	CODE	PRICE
1200x2000	E40I1_FMDS/120	E40I1_FMDT/120	€ 1.171,00
1200x2100	E40I1_120DBS	E40I1_120DBT	€ 1.171,00
1200x2400	E40I1_120DRS	E40I1_120DRT	€ 1.406,00
1400x2000	E40I1_FMDS/140	E40I1_FMDT/140	€ 1.171,00
1400x2100	E40I1_140DBS	E40I1_140DBT	€ 1.171,00
1400x2400	E40I1_140DRS	E40I1_140DRT	€ 1.406,00
1600x2000	E40I1_FMDS/160	E40I1_FMDT/160	€ 1.171,00
1600x2100	E40I1_160DBS	E40I1_160DBT	€ 1.171,00
1600x2400	E40I1_160DRS	E40I1_160DRT	€ 1.406,00
1800x2000	E40I1_FMDS/180	E40I1_FMDT/180	€ 1.346,00
1800x2100	E40I1_180DBS	E40I1_180DBT	€ 1.346,00
1800x2400	E40I1_180DRS	E40I1_180DRT	€ 1.464,00
2000x2000	E40I1_FMDS/200	E40I1_FMDT/200	€ 1.346,00
2000x2100	E40I1_200DBS	E40I1_200DBT	€ 1.346,00
2000x2400	E40I1_200DRS	E40I1_200DRT	€ 1.464,00

TECHNICAL

- ▶ To identify the code specify () Kit or Assembled: **K**=Kit ; **A**=Assembled - i.e.: 1200x2000 kit = Code: E40I1**K**FMDS/120
- ▶ Production with customized dimensions (for prices see superior size)
- ▶ Hardware set is not included
- ▶ Available with header or without header at the same price

LOGISTICS

- ▶ Supplied in 1 box
- ▶ Production time: 15 working days

ECLISSE 40 DOUBLE

SOLID WALL | FRAME ONLY - PRIMER-COATED



NON STANDARD

WALL THICKNESS

108 mm

KIT and PRE-ASSEMBLED

RIGHT DOOR PUSH
LEFT DOOR FIXED

LEFT DOOR PUSH
RIGHT DOOR FIXED

RIGHT DOOR PULL
LEFT DOOR FIXED

LEFT DOOR PULL
RIGHT DOOR FIXED



PASSAGE SIZE LxH mm	CODE	CODE	PRICE
1200x1650÷1999	E40I1_FMDS/120	E40I1_FMDT/120	€ 1.112,00
1200x2200	E40I1_FMDS/120	E40I1_FMDT/120	€ 1.406,00
1200x2300	E40I1_FMDS/120	E40I1_FMDT/120	€ 1.406,00
1200x2500	E40I1_FMDS/120	E40I1_FMDT/120	€ 1.464,00
1200x2600	E40I1_FMDS/120	E40I1_FMDT/120	€ 1.464,00
1200x2700	E40I1_FMDS/120	E40I1_FMDT/120	€ 1.522,00
1200x2800	E40I1_FMDS/120	E40I1_FMDT/120	€ 1.581,00
1200x2900	E40I1_FMDS/120	E40I1_FMDT/120	€ 1.581,00
1200x3000	E40I1_FMDS/120	E40I1_FMDT/120	€ 1.639,00
1400x1650÷1999	E40I1_FMDS/140	E40I1_FMDT/140	€ 1.112,00
1400x2200	E40I1_FMDS/140	E40I1_FMDT/140	€ 1.406,00
1400x2300	E40I1_FMDS/140	E40I1_FMDT/140	€ 1.406,00
1400x2500	E40I1_FMDS/140	E40I1_FMDT/140	€ 1.464,00
1400x2600	E40I1_FMDS/140	E40I1_FMDT/140	€ 1.464,00
1400x2700	E40I1_FMDS/140	E40I1_FMDT/140	€ 1.522,00
1400x2800	E40I1_FMDS/140	E40I1_FMDT/140	€ 1.581,00
1400x2900	E40I1_FMDS/140	E40I1_FMDT/140	€ 1.581,00
1400x3000	E40I1_FMDS/140	E40I1_FMDT/140	€ 1.639,00
1600x1650÷1999	E40I1_FMDS/160	E40I1_FMDT/160	€ 1.112,00
1600x2200	E40I1_FMDS/160	E40I1_FMDT/160	€ 1.406,00
1600x2300	E40I1_FMDS/160	E40I1_FMDT/160	€ 1.406,00
1600x2500	E40I1_FMDS/160	E40I1_FMDT/160	€ 1.464,00
1600x2600	E40I1_FMDS/160	E40I1_FMDT/160	€ 1.464,00
1600x2700	E40I1_FMDS/160	E40I1_FMDT/160	€ 1.522,00
1600x2800	E40I1_FMDS/160	E40I1_FMDT/160	€ 1.581,00
1600x2900	E40I1_FMDS/160	E40I1_FMDT/160	€ 1.581,00
1600x3000	E40I1_FMDS/160	E40I1_FMDT/160	€ 1.639,00
1800x1650÷1999	E40I1_FMDS/180	E40I1_FMDT/180	€ 1.279,00
1800x2200	E40I1_FMDS/180	E40I1_FMDT/180	€ 1.464,00
1800x2300	E40I1_FMDS/180	E40I1_FMDT/180	€ 1.464,00
1800x2500	E40I1_FMDS/180	E40I1_FMDT/180	€ 1.522,00
1800x2600	E40I1_FMDS/180	E40I1_FMDT/180	€ 1.522,00
1800x2700	E40I1_FMDS/180	E40I1_FMDT/180	€ 1.581,00
1800x2800	E40I1_FMDS/180	E40I1_FMDT/180	€ 1.639,00
1800x2900	E40I1_FMDS/180	E40I1_FMDT/180	€ 1.639,00
1800x3000	E40I1_FMDS/180	E40I1_FMDT/180	€ 1.698,00
2000x1650÷1999	E40I1_FMDS/200	E40I1_FMDT/200	€ 1.279,00
2000x2200	E40I1_FMDS/200	E40I1_FMDT/200	€ 1.464,00
2000x2300	E40I1_FMDS/200	E40I1_FMDT/200	€ 1.464,00
2000x2500	E40I1_FMDS/200	E40I1_FMDT/200	€ 1.522,00
2000x2600	E40I1_FMDS/200	E40I1_FMDT/200	€ 1.522,00
2000x2700	E40I1_FMDS/200	E40I1_FMDT/200	€ 1.581,00
2000x2800	E40I1_FMDS/200	E40I1_FMDT/200	€ 1.639,00
2000x2900	E40I1_FMDS/200	E40I1_FMDT/200	€ 1.639,00
2000x3000	E40I1_FMDS/200	E40I1_FMDT/200	€ 1.698,00

TECHNICAL

- ▶ To identify the code specify () Kit or Assembled: **K**=Kit ; **A**=Assembled - i.e.: 1200x2000 kit = Code: E40I1KFMSD/120
- ▶ Production with customized dimensions (for prices see superior size)
- ▶ Hardware set is not included
- ▶ Available with header or without header at the same price

LOGISTICS

- ▶ Supplied in 1 box
- ▶ Production time: 15 working days

ECLISSE 40 DOUBLE

STUD WALL | FRAME ONLY - PRIMER-COATED



STANDARD	WALL THICKNESS 100 mm			
	KIT and PRE-ASSEMBLED			
	RIGHT DOOR PUSH LEFT DOOR FIXED	LEFT DOOR PUSH RIGHT DOOR FIXED	RIGHT DOOR PULL LEFT DOOR FIXED	LEFT DOOR PULL RIGHT DOOR FIXED



PASSAGE SIZE LxH mm	CODE	CODE	PRICE
1200x2000	E40C1_FMDS/120	E40C1_FMDT/120	€ 1.171,00
1200x2100	E40C1_120DBS	E40C1_120DBT	€ 1.171,00
1200x2400	E40C1_120DRS	E40C1_120DRT	€ 1.406,00
1400x2000	E40C1_FMDS/140	E40C1_FMDT/140	€ 1.171,00
1400x2100	E40C1_140DBS	E40C1_140DBT	€ 1.171,00
1400x2400	E40C1_140DRS	E40C1_140DRT	€ 1.406,00
1600x2000	E40C1_FMDS/160	E40C1_FMDT/160	€ 1.171,00
1600x2100	E40C1_160DBS	E40C1_160DBT	€ 1.171,00
1600x2400	E40C1_160DRS	E40C1_160DRT	€ 1.406,00
1800x2000	E40C1_FMDS/180	E40C1_FMDT/180	€ 1.346,00
1800x2100	E40C1_180DBS	E40C1_180DBT	€ 1.346,00
1800x2400	E40C1_180DRS	E40C1_180DRT	€ 1.464,00
2000x2000	E40C1_FMDS/200	E40C1_FMDT/200	€ 1.346,00
2000x2100	E40C1_200DBS	E40C1_200DBT	€ 1.346,00
2000x2400	E40C1_200DRS	E40C1_200DRT	€ 1.464,00

TECHNICAL

- ▶ To identify the code specify () Kit or Assembled: **K**=Kit ; **A**=Assembled - i.e.: 1200x2000 kit = Code: E40C1KFMSD/120
- ▶ Production with customized dimensions (for prices see superior size)
- ▶ Hardware set is not included
- ▶ Available with header or without header at the same price

LOGISTICS

- ▶ Supplied in 1 box
- ▶ Production time: 15 working days

ECLISSE 40 DOUBLE

STUD WALL | FRAME ONLY - PRIMER-COATED


NON STANDARD
WALL THICKNESS
100 mm
KIT and PRE-ASSEMBLED

 RIGHT DOOR PUSH
LEFT DOOR FIXED

 LEFT DOOR PUSH
RIGHT DOOR FIXED

 RIGHT DOOR PULL
LEFT DOOR FIXED

 LEFT DOOR PULL
RIGHT DOOR FIXED


PASSAGE SIZE LxH mm	CODE	CODE	PRICE
1200x1650÷1999	E40C1_FMDS/120	E40C1_FMDT/120	€ 1.112,00
1200x2200	E40C1_FMDS/120	E40C1_FMDT/120	€ 1.406,00
1200x2300	E40C1_FMDS/120	E40C1_FMDT/120	€ 1.406,00
1200x2500	E40C1_FMDS/120	E40C1_FMDT/120	€ 1.464,00
1200x2600	E40C1_FMDS/120	E40C1_FMDT/120	€ 1.464,00
1200x2700	E40C1_FMDS/120	E40C1_FMDT/120	€ 1.522,00
1200x2800	E40C1_FMDS/120	E40C1_FMDT/120	€ 1.581,00
1200x2900	E40C1_FMDS/120	E40C1_FMDT/120	€ 1.581,00
1200x3000	E40C1_FMDS/120	E40C1_FMDT/120	€ 1.639,00
1400x1650÷1999	E40C1_FMDS/140	E40C1_FMDT/140	€ 1.112,00
1400x2200	E40C1_FMDS/140	E40C1_FMDT/140	€ 1.406,00
1400x2300	E40C1_FMDS/140	E40C1_FMDT/140	€ 1.406,00
1400x2500	E40C1_FMDS/140	E40C1_FMDT/140	€ 1.464,00
1400x2600	E40C1_FMDS/140	E40C1_FMDT/140	€ 1.464,00
1400x2700	E40C1_FMDS/140	E40C1_FMDT/140	€ 1.522,00
1400x2800	E40C1_FMDS/140	E40C1_FMDT/140	€ 1.581,00
1400x2900	E40C1_FMDS/140	E40C1_FMDT/140	€ 1.581,00
1400x3000	E40C1_FMDS/140	E40C1_FMDT/140	€ 1.639,00
1600x1650÷1999	E40C1_FMDS/160	E40C1_FMDT/160	€ 1.112,00
1600x2200	E40C1_FMDS/160	E40C1_FMDT/160	€ 1.406,00
1600x2300	E40C1_FMDS/160	E40C1_FMDT/160	€ 1.406,00
1600x2500	E40C1_FMDS/160	E40C1_FMDT/160	€ 1.464,00
1600x2600	E40C1_FMDS/160	E40C1_FMDT/160	€ 1.464,00
1600x2700	E40C1_FMDS/160	E40C1_FMDT/160	€ 1.522,00
1600x2800	E40C1_FMDS/160	E40C1_FMDT/160	€ 1.581,00
1600x2900	E40C1_FMDS/160	E40C1_FMDT/160	€ 1.581,00
1600x3000	E40C1_FMDS/160	E40C1_FMDT/160	€ 1.639,00
1800x1650÷1999	E40C1_FMDS/180	E40C1_FMDT/180	€ 1.279,00
1800x2200	E40C1_FMDS/180	E40C1_FMDT/180	€ 1.464,00
1800x2300	E40C1_FMDS/180	E40C1_FMDT/180	€ 1.464,00
1800x2500	E40C1_FMDS/180	E40C1_FMDT/180	€ 1.522,00
1800x2600	E40C1_FMDS/180	E40C1_FMDT/180	€ 1.522,00
1800x2700	E40C1_FMDS/180	E40C1_FMDT/180	€ 1.581,00
1800x2800	E40C1_FMDS/180	E40C1_FMDT/180	€ 1.639,00
1800x2900	E40C1_FMDS/180	E40C1_FMDT/180	€ 1.639,00
1800x3000	E40C1_FMDS/180	E40C1_FMDT/180	€ 1.698,00
2000x1650÷1999	E40C1_FMDS/200	E40C1_FMDT/200	€ 1.279,00
2000x2200	E40C1_FMDS/200	E40C1_FMDT/200	€ 1.464,00
2000x2300	E40C1_FMDS/200	E40C1_FMDT/200	€ 1.464,00
2000x2500	E40C1_FMDS/200	E40C1_FMDT/200	€ 1.522,00
2000x2600	E40C1_FMDS/200	E40C1_FMDT/200	€ 1.522,00
2000x2700	E40C1_FMDS/200	E40C1_FMDT/200	€ 1.581,00
2000x2800	E40C1_FMDS/200	E40C1_FMDT/200	€ 1.639,00
2000x2900	E40C1_FMDS/200	E40C1_FMDT/200	€ 1.639,00
2000x3000	E40C1_FMDS/200	E40C1_FMDT/200	€ 1.698,00

TECHNICAL

- ▶ To identify the code specify () Kit or Assembled: **K**=Kit ; **A**=Assembled - i.e.: 1200x2000 kit = Code: E40C1KFMSD/120
- ▶ Production with customized dimensions (for prices see superior size)
- ▶ Hardware set is not included
- ▶ Available with header or without header at the same price

LOGISTICS

- ▶ Supplied in 1 box
- ▶ Production time: 15 working days

ECLISSE 40 DOUBLE

SOLID/STUD WALL | FRAME ONLY - PRIMER-COATED



STANDARD	WALL THICKNESS 125 mm			
	KIT and PRE-ASSEMBLED			
	RIGHT DOOR PUSH LEFT DOOR FIXED	LEFT DOOR PUSH RIGHT DOOR FIXED	RIGHT DOOR PULL LEFT DOOR FIXED	LEFT DOOR PULL RIGHT DOOR FIXED



PASSAGE SIZE LxH mm	CODE	CODE	PRICE
1200x2000	E40X1_FMDS/120	E40X1_FMDT/120	€ 1.246,00
1200x2100	E40X1_120DBS	E40X1_120DBT	€ 1.246,00
1200x2400	E40X1_120DRS	E40X1_120DRT	€ 1.496,00
1400x2000	E40X1_FMDS/140	E40X1_FMDT/140	€ 1.246,00
1400x2100	E40X1_140DBS	E40X1_140DBT	€ 1.246,00
1400x2400	E40X1_140DRS	E40X1_140DRT	€ 1.496,00
1600x2000	E40X1_FMDS/160	E40X1_FMDT/160	€ 1.246,00
1600x2100	E40X1_160DBS	E40X1_160DBT	€ 1.246,00
1600x2400	E40X1_160DRS	E40X1_160DRT	€ 1.496,00
1800x2000	E40X1_FMDS/180	E40X1_FMDT/180	€ 1.432,00
1800x2100	E40X1_180DBS	E40X1_180DBT	€ 1.432,00
1800x2400	E40X1_180DRS	E40X1_180DRT	€ 1.558,00
2000x2000	E40X1_FMDS/200	E40X1_FMDT/200	€ 1.432,00
2000x2100	E40X1_200DBS	E40X1_200DBT	€ 1.432,00
2000x2400	E40X1_200DRS	E40X1_200DRT	€ 1.558,00

TECHNICAL

- ▶ To identify the code specify () Kit or Assembled: **K**=Kit ; **A**=Assembled - i.e.: 1200x2000 kit = Code: E40X1KFMSD/120
- ▶ Production with customized dimensions (for prices see superior size)
- ▶ Hardware set is not included
- ▶ Available with header or without header at the same price

LOGISTICS

- ▶ Supplied in 1 box
- ▶ Production time: 15 working days

ECLISSE 40 DOUBLE

SOLID/STUD WALL | FRAME ONLY - PRIMER-COATED



NON STANDARD

WALL THICKNESS

125 mm

KIT and PRE-ASSEMBLED

RIGHT DOOR PUSH LEFT DOOR FIXED LEFT DOOR PUSH RIGHT DOOR FIXED RIGHT DOOR PULL LEFT DOOR FIXED LEFT DOOR PULL RIGHT DOOR FIXED



PASSAGE SIZE LxH mm	CODE	CODE	PRICE
1200x1650÷1999	E40X1_FMDS/120	E40X1_FMDT/120	€ 1.184,00
1200x2200	E40X1_FMDS/120	E40X1_FMDT/120	€ 1.496,00
1200x2300	E40X1_FMDS/120	E40X1_FMDT/120	€ 1.496,00
1200x2500	E40X1_FMDS/120	E40X1_FMDT/120	€ 1.558,00
1200x2600	E40X1_FMDS/120	E40X1_FMDT/120	€ 1.558,00
1200x2700	E40X1_FMDS/120	E40X1_FMDT/120	€ 1.620,00
1200x2800	E40X1_FMDS/120	E40X1_FMDT/120	€ 1.682,00
1200x2900	E40X1_FMDS/120	E40X1_FMDT/120	€ 1.682,00
1200x3000	E40X1_FMDS/120	E40X1_FMDT/120	€ 1.745,00
1400x1650÷1999	E40X1_FMDS/140	E40X1_FMDT/140	€ 1.184,00
1400x2200	E40X1_FMDS/140	E40X1_FMDT/140	€ 1.496,00
1400x2300	E40X1_FMDS/140	E40X1_FMDT/140	€ 1.496,00
1400x2500	E40X1_FMDS/140	E40X1_FMDT/140	€ 1.558,00
1400x2600	E40X1_FMDS/140	E40X1_FMDT/140	€ 1.558,00
1400x2700	E40X1_FMDS/140	E40X1_FMDT/140	€ 1.620,00
1400x2800	E40X1_FMDS/140	E40X1_FMDT/140	€ 1.682,00
1400x2900	E40X1_FMDS/140	E40X1_FMDT/140	€ 1.682,00
1400x3000	E40X1_FMDS/140	E40X1_FMDT/140	€ 1.745,00
1600x1650÷1999	E40X1_FMDS/160	E40X1_FMDT/160	€ 1.184,00
1600x2200	E40X1_FMDS/160	E40X1_FMDT/160	€ 1.496,00
1600x2300	E40X1_FMDS/160	E40X1_FMDT/160	€ 1.496,00
1600x2500	E40X1_FMDS/160	E40X1_FMDT/160	€ 1.558,00
1600x2600	E40X1_FMDS/160	E40X1_FMDT/160	€ 1.558,00
1600x2700	E40X1_FMDS/160	E40X1_FMDT/160	€ 1.620,00
1600x2800	E40X1_FMDS/160	E40X1_FMDT/160	€ 1.682,00
1600x2900	E40X1_FMDS/160	E40X1_FMDT/160	€ 1.682,00
1600x3000	E40X1_FMDS/160	E40X1_FMDT/160	€ 1.745,00
1800x1650÷1999	E40X1_FMDS/180	E40X1_FMDT/180	€ 1.361,00
1800x2200	E40X1_FMDS/180	E40X1_FMDT/180	€ 1.558,00
1800x2300	E40X1_FMDS/180	E40X1_FMDT/180	€ 1.558,00
1800x2500	E40X1_FMDS/180	E40X1_FMDT/180	€ 1.620,00
1800x2600	E40X1_FMDS/180	E40X1_FMDT/180	€ 1.620,00
1800x2700	E40X1_FMDS/180	E40X1_FMDT/180	€ 1.682,00
1800x2800	E40X1_FMDS/180	E40X1_FMDT/180	€ 1.745,00
1800x2900	E40X1_FMDS/180	E40X1_FMDT/180	€ 1.745,00
1800x3000	E40X1_FMDS/180	E40X1_FMDT/180	€ 1.807,00
2000x1650÷1999	E40X1_FMDS/200	E40X1_FMDT/200	€ 1.361,00
2000x2200	E40X1_FMDS/200	E40X1_FMDT/200	€ 1.558,00
2000x2300	E40X1_FMDS/200	E40X1_FMDT/200	€ 1.558,00
2000x2500	E40X1_FMDS/200	E40X1_FMDT/200	€ 1.620,00
2000x2600	E40X1_FMDS/200	E40X1_FMDT/200	€ 1.620,00
2000x2700	E40X1_FMDS/200	E40X1_FMDT/200	€ 1.682,00
2000x2800	E40X1_FMDS/200	E40X1_FMDT/200	€ 1.745,00
2000x2900	E40X1_FMDS/200	E40X1_FMDT/200	€ 1.745,00
2000x3000	E40X1_FMDS/200	E40X1_FMDT/200	€ 1.807,00

TECHNICAL

- ▶ To identify the code specify () Kit or Assembled: **K**=Kit ; **A**=Assembled - i.e.: 1200x2000 kit = Code: E40X1KFMSD/120
- ▶ Production with customized dimensions (for prices see superior size)
- ▶ Hardware set is not included
- ▶ Available with header or without header at the same price

LOGISTICS

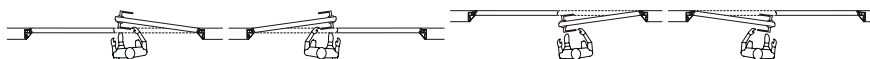
- ▶ Supplied in 1 box
- ▶ Production time: 15 working days

ECLISSE 40 DOUBLE

SOLID/STUD WALL | FRAME ONLY - PRIMER-COATED



STANDARD	WALL THICKNESS 150 mm			
	KIT and PRE-ASSEMBLED			
	RIGHT DOOR PUSH LEFT DOOR FIXED	LEFT DOOR PUSH RIGHT DOOR FIXED	RIGHT DOOR PULL LEFT DOOR FIXED	LEFT DOOR PULL RIGHT DOOR FIXED



PASSAGE SIZE LxH mm	CODE	CODE	PRICE
1200x2000	E40Y1_FMDS/120	E40Y1_FMDT/120	€ 1.807,00
1200x2100	E40Y1_120DBS	E40Y1_120DBT	€ 1.807,00
1200x2400	E40Y1_120DRS	E40Y1_120DRT	€ 2.168,00
1400x2000	E40Y1_FMDS/140	E40Y1_FMDT/140	€ 1.807,00
1400x2100	E40Y1_140DBS	E40Y1_140DBT	€ 1.807,00
1400x2400	E40Y1_140DRS	E40Y1_140DRT	€ 2.168,00
1600x2000	E40Y1_FMDS/160	E40Y1_FMDT/160	€ 1.807,00
1600x2100	E40Y1_160DBS	E40Y1_160DBT	€ 1.807,00
1600x2400	E40Y1_160DRS	E40Y1_160DRT	€ 2.168,00
1800x2000	E40Y1_FMDS/180	E40Y1_FMDT/180	€ 2.078,00
1800x2100	E40Y1_180DBS	E40Y1_180DBT	€ 2.078,00
1800x2400	E40Y1_180DRS	E40Y1_180DRT	€ 2.258,00
2000x2000	E40Y1_FMDS/200	E40Y1_FMDT/200	€ 2.078,00
2000x2100	E40Y1_200DBS	E40Y1_200DBT	€ 2.078,00
2000x2400	E40Y1_200DRS	E40Y1_200DRT	€ 2.258,00

TECHNICAL

- ▶ To identify the code specify () Kit or Assembled: **K**=Kit ; **A**=Assembled - i.e.: 1200x2000 kit = Code: E40Y1**K**FMSD/120
- ▶ Production with customized dimensions (for prices see superior size)
- ▶ Hardware set is not included
- ▶ Available with header or without header at the same price

LOGISTICS

- ▶ Supplied in 1 box
- ▶ Production time: 15 working days

ECLISSE 40 DOUBLE

SOLID/STUD WALL | FRAME ONLY - PRIMER-COATED



NON STANDARD

WALL THICKNESS

150 mm

KIT and PRE-ASSEMBLED

RIGHT DOOR PUSH LEFT DOOR FIXED LEFT DOOR PUSH RIGHT DOOR FIXED RIGHT DOOR PULL LEFT DOOR FIXED LEFT DOOR PULL RIGHT DOOR FIXED



PASSAGE SIZE LxH mm	CODE	CODE	PRICE
1200x1650÷1999	E40Y1_FMDS/120	E40Y1_FMDT/120	€ 1.717,00
1200x2200	E40Y1_FMDS/120	E40Y1_FMDT/120	€ 2.168,00
1200x2300	E40Y1_FMDS/120	E40Y1_FMDT/120	€ 2.168,00
1200x2500	E40Y1_FMDS/120	E40Y1_FMDT/120	€ 2.258,00
1200x2600	E40Y1_FMDS/120	E40Y1_FMDT/120	€ 2.258,00
1200x2700	E40Y1_FMDS/120	E40Y1_FMDT/120	€ 2.350,00
1200x2800	E40Y1_FMDS/120	E40Y1_FMDT/120	€ 2.440,00
1200x2900	E40Y1_FMDS/120	E40Y1_FMDT/120	€ 2.440,00
1200x3000	E40Y1_FMDS/120	E40Y1_FMDT/120	€ 2.530,00
1400x1650÷1999	E40Y1_FMDS/140	E40Y1_FMDT/140	€ 1.717,00
1400x2200	E40Y1_FMDS/140	E40Y1_FMDT/140	€ 2.168,00
1400x2300	E40Y1_FMDS/140	E40Y1_FMDT/140	€ 2.168,00
1400x2500	E40Y1_FMDS/140	E40Y1_FMDT/140	€ 2.258,00
1400x2600	E40Y1_FMDS/140	E40Y1_FMDT/140	€ 2.258,00
1400x2700	E40Y1_FMDS/140	E40Y1_FMDT/140	€ 2.350,00
1400x2800	E40Y1_FMDS/140	E40Y1_FMDT/140	€ 2.440,00
1400x2900	E40Y1_FMDS/140	E40Y1_FMDT/140	€ 2.440,00
1400x3000	E40Y1_FMDS/140	E40Y1_FMDT/140	€ 2.530,00
1600x1650÷1999	E40Y1_FMDS/160	E40Y1_FMDT/160	€ 1.717,00
1600x2200	E40Y1_FMDS/160	E40Y1_FMDT/160	€ 2.168,00
1600x2300	E40Y1_FMDS/160	E40Y1_FMDT/160	€ 2.168,00
1600x2500	E40Y1_FMDS/160	E40Y1_FMDT/160	€ 2.258,00
1600x2600	E40Y1_FMDS/160	E40Y1_FMDT/160	€ 2.258,00
1600x2700	E40Y1_FMDS/160	E40Y1_FMDT/160	€ 2.350,00
1600x2800	E40Y1_FMDS/160	E40Y1_FMDT/160	€ 2.440,00
1600x2900	E40Y1_FMDS/160	E40Y1_FMDT/160	€ 2.440,00
1600x3000	E40Y1_FMDS/160	E40Y1_FMDT/160	€ 2.530,00
1800x1650÷1999	E40Y1_FMDS/180	E40Y1_FMDT/180	€ 1.975,00
1800x2200	E40Y1_FMDS/180	E40Y1_FMDT/180	€ 2.258,00
1800x2300	E40Y1_FMDS/180	E40Y1_FMDT/180	€ 2.258,00
1800x2500	E40Y1_FMDS/180	E40Y1_FMDT/180	€ 2.350,00
1800x2600	E40Y1_FMDS/180	E40Y1_FMDT/180	€ 2.350,00
1800x2700	E40Y1_FMDS/180	E40Y1_FMDT/180	€ 2.440,00
1800x2800	E40Y1_FMDS/180	E40Y1_FMDT/180	€ 2.530,00
1800x2900	E40Y1_FMDS/180	E40Y1_FMDT/180	€ 2.530,00
1800x3000	E40Y1_FMDS/180	E40Y1_FMDT/180	€ 2.620,00
2000x1650÷1999	E40Y1_FMDS/200	E40Y1_FMDT/200	€ 1.975,00
2000x2200	E40Y1_FMDS/200	E40Y1_FMDT/200	€ 2.258,00
2000x2300	E40Y1_FMDS/200	E40Y1_FMDT/200	€ 2.258,00
2000x2500	E40Y1_FMDS/200	E40Y1_FMDT/200	€ 2.350,00
2000x2600	E40Y1_FMDS/200	E40Y1_FMDT/200	€ 2.350,00
2000x2700	E40Y1_FMDS/200	E40Y1_FMDT/200	€ 2.440,00
2000x2800	E40Y1_FMDS/200	E40Y1_FMDT/200	€ 2.530,00
2000x2900	E40Y1_FMDS/200	E40Y1_FMDT/200	€ 2.530,00
2000x3000	E40Y1_FMDS/200	E40Y1_FMDT/200	€ 2.620,00

TECHNICAL

- ▶ To identify the code specify () Kit or Assembled: **K**=Kit ; **A**=Assembled - i.e.: 1200x2000 kit = Code: E40Y1KFMSD/120
- ▶ Production with customized dimensions (for prices see superior size)
- ▶ Hardware set is not included
- ▶ Available with header or without header at the same price

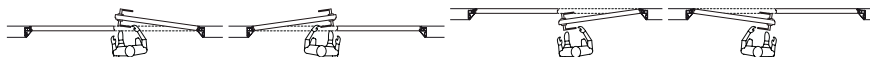
LOGISTICS

- ▶ Supplied in 1 box
- ▶ Production time: 15 working days

ECLISSE 40 DOUBLE

SOLID WALL | FRAME ONLY - CHAMPAGNE/BRONZE/TOBACCO
LACQUERED WHITE RAL 9010

STANDARD	WALL THICKNESS 108 mm			
	KIT and PRE-ASSEMBLED			
	RIGHT DOOR PUSH LEFT DOOR FIXED	LEFT DOOR PUSH RIGHT DOOR FIXED	RIGHT DOOR PULL LEFT DOOR FIXED	LEFT DOOR PULL RIGHT DOOR FIXED



PASSAGE SIZE LxH mm	CODE	CODE	PRICE
1200x2000	E40I__FMDS/120	E40I__FMDT/120	€ 1.440,00
1200x2100	E40I__120DBS	E40I__120DBT	€ 1.440,00
1200x2400	E40I__120DRS	E40I__120DRT	€ 1.729,00
1400x2000	E40I__FMDS/140	E40I__FMDT/140	€ 1.440,00
1400x2100	E40I__140DBS	E40I__140DBT	€ 1.440,00
1400x2400	E40I__140DRS	E40I__140DRT	€ 1.729,00
1600x2000	E40I__FMDS/160	E40I__FMDT/160	€ 1.440,00
1600x2100	E40I__160DBS	E40I__160DBT	€ 1.440,00
1600x2400	E40I__160DRS	E40I__160DRT	€ 1.729,00
1800x2000	E40I__FMDS/180	E40I__FMDT/180	€ 1.657,00
1800x2100	E40I__180DBS	E40I__180DBT	€ 1.657,00
1800x2400	E40I__180DRS	E40I__180DRT	€ 1.800,00
2000x2000	E40I__FMDS/200	E40I__FMDT/200	€ 1.657,00
2000x2100	E40I__200DBS	E40I__200DBT	€ 1.657,00
2000x2400	E40I__200DRS	E40I__200DRT	€ 1.800,00

TECHNICAL

- ▶ To identify the code specify () Kit or Assembled: **K**=Kit ; **A**=Assembled and the finish: **2K**=Champagne Kit; **2A**=Champagne Assembled; **3K**=Bronze Kit; **3A**=Bronze Assembled; **4K**=Tobacco Kit; **4A**=Tobacco Assembled; **5K**=White RAL 9010 Kit ; **5A**=White RAL 9010 Assembled - i.e.: 600x2000 Bronze Kit = Code: E40I**3K**FMDS/120
- ▶ Production with customized dimensions (for prices see superior size)
- ▶ Hardware set is not included
- ▶ Available with header or without header at the same price

LOGISTICS

- ▶ Supplied in 1 box
- ▶ Production time: 15 working days

ECLISSE 40 DOUBLE

SOLID WALL | FRAME ONLY - CHAMPAGNE/BRONZE/TOBACCO
LACQUERED WHITE RAL 9010



NON STANDARD

WALL THICKNESS

108 mm

KIT and PRE-ASSEMBLED

RIGHT DOOR PUSH LEFT DOOR FIXED LEFT DOOR PUSH RIGHT DOOR FIXED RIGHT DOOR PULL LEFT DOOR FIXED LEFT DOOR PULL RIGHT DOOR FIXED



PASSAGE SIZE LxH mm	CODE	CODE	PRICE
1200x1650÷1999	E40I__FMDS/120	E40I__FMDT/120	€ 1.368,00
1200x2200	E40I__FMDS/120	E40I__FMDT/120	€ 1.729,00
1200x2300	E40I__FMDS/120	E40I__FMDT/120	€ 1.729,00
1200x2500	E40I__FMDS/120	E40I__FMDT/120	€ 1.800,00
1200x2600	E40I__FMDS/120	E40I__FMDT/120	€ 1.800,00
1200x2700	E40I__FMDS/120	E40I__FMDT/120	€ 1.872,00
1200x2800	E40I__FMDS/120	E40I__FMDT/120	€ 1.944,00
1200x2900	E40I__FMDS/120	E40I__FMDT/120	€ 1.944,00
1200x3000	E40I__FMDS/120	E40I__FMDT/120	€ 2.016,00
1400x1650÷1999	E40I__FMDS/140	E40I__FMDT/140	€ 1.368,00
1400x2200	E40I__FMDS/140	E40I__FMDT/140	€ 1.729,00
1400x2300	E40I__FMDS/140	E40I__FMDT/140	€ 1.729,00
1400x2500	E40I__FMDS/140	E40I__FMDT/140	€ 1.800,00
1400x2600	E40I__FMDS/140	E40I__FMDT/140	€ 1.800,00
1400x2700	E40I__FMDS/140	E40I__FMDT/140	€ 1.872,00
1400x2800	E40I__FMDS/140	E40I__FMDT/140	€ 1.944,00
1400x2900	E40I__FMDS/140	E40I__FMDT/140	€ 1.944,00
1400x3000	E40I__FMDS/140	E40I__FMDT/140	€ 2.016,00
1600x1650÷1999	E40I__FMDS/160	E40I__FMDT/160	€ 1.368,00
1600x2200	E40I__FMDS/160	E40I__FMDT/160	€ 1.729,00
1600x2300	E40I__FMDS/160	E40I__FMDT/160	€ 1.729,00
1600x2500	E40I__FMDS/160	E40I__FMDT/160	€ 1.800,00
1600x2600	E40I__FMDS/160	E40I__FMDT/160	€ 1.800,00
1600x2700	E40I__FMDS/160	E40I__FMDT/160	€ 1.872,00
1600x2800	E40I__FMDS/160	E40I__FMDT/160	€ 1.944,00
1600x2900	E40I__FMDS/160	E40I__FMDT/160	€ 1.944,00
1600x3000	E40I__FMDS/160	E40I__FMDT/160	€ 2.016,00
1800x1650÷1999	E40I__FMDS/180	E40I__FMDT/180	€ 1.574,00
1800x2200	E40I__FMDS/180	E40I__FMDT/180	€ 1.800,00
1800x2300	E40I__FMDS/180	E40I__FMDT/180	€ 1.800,00
1800x2500	E40I__FMDS/180	E40I__FMDT/180	€ 1.872,00
1800x2600	E40I__FMDS/180	E40I__FMDT/180	€ 1.872,00
1800x2700	E40I__FMDS/180	E40I__FMDT/180	€ 1.944,00
1800x2800	E40I__FMDS/180	E40I__FMDT/180	€ 2.016,00
1800x2900	E40I__FMDS/180	E40I__FMDT/180	€ 2.016,00
1800x3000	E40I__FMDS/180	E40I__FMDT/180	€ 2.089,00
2000x1650÷1999	E40I__FMDS/200	E40I__FMDT/200	€ 1.574,00
2000x2200	E40I__FMDS/200	E40I__FMDT/200	€ 1.800,00
2000x2300	E40I__FMDS/200	E40I__FMDT/200	€ 1.800,00
2000x2500	E40I__FMDS/200	E40I__FMDT/200	€ 1.872,00
2000x2600	E40I__FMDS/200	E40I__FMDT/200	€ 1.872,00
2000x2700	E40I__FMDS/200	E40I__FMDT/200	€ 1.944,00
2000x2800	E40I__FMDS/200	E40I__FMDT/200	€ 2.016,00
2000x2900	E40I__FMDS/200	E40I__FMDT/200	€ 2.016,00
2000x3000	E40I__FMDS/200	E40I__FMDT/200	€ 2.089,00

TECHNICAL

- ▶ To identify the code specify (__) Kit or Assembled: **K**=Kit; **A**=Assembled and the finish: **2K**=Champagne Kit; **2A**=Champagne Assembled; **3K**=Bronze Kit; **3A**=Bronze Assembled; **4K**=Tobacco Kit; **4A**=Tobacco Assembled; **5K**=White RAL 9010 Kit; **5A**=White RAL 9010 Assembled - i.e.: 600x2000 Bronze Kit = Code: E40I**3K**FMDS/120
- ▶ Production with customized dimensions (for prices see superior size)
- ▶ Hardware set is not included
- ▶ Available with header or without header at the same price

LOGISTICS

- ▶ Supplied in 1 box
- ▶ Production time: 15 working days

ECLISSE 40 DOUBLE

STUD WALL | FRAME ONLY - CHAMPAGNE/BRONZE/TOBACCO
LACQUERED WHITE RAL 9010



STANDARD	WALL THICKNESS 100 mm			
	KIT and PRE-ASSEMBLED			
	RIGHT DOOR PUSH LEFT DOOR FIXED	LEFT DOOR PUSH RIGHT DOOR FIXED	RIGHT DOOR PULL LEFT DOOR FIXED	LEFT DOOR PULL RIGHT DOOR FIXED



PASSAGE SIZE LxH mm	CODE	CODE	PRICE
1200x2000	E40C__FMDS/120	E40C__FMDD/120	€ 1.440,00
1200x2100	E40C__120DBS	E40C__120DBT	€ 1.440,00
1200x2400	E40C__120DRS	E40C__120DRT	€ 1.729,00
1400x2000	E40C__FMDS/140	E40C__FMDD/140	€ 1.440,00
1400x2100	E40C__140DBS	E40C__140DBT	€ 1.440,00
1400x2400	E40C__140DRS	E40C__140DRT	€ 1.729,00
1600x2000	E40C__FMDS/160	E40C__FMDD/160	€ 1.440,00
1600x2100	E40C__160DBS	E40C__160DBT	€ 1.440,00
1600x2400	E40C__160DRS	E40C__160DRT	€ 1.729,00
1800x2000	E40C__FMDS/180	E40C__FMDD/180	€ 1.657,00
1800x2100	E40C__180DBS	E40C__180DBT	€ 1.657,00
1800x2400	E40C__180DRS	E40C__180DRT	€ 1.800,00
2000x2000	E40C__FMDS/200	E40C__FMDD/200	€ 1.657,00
2000x2100	E40C__200DBS	E40C__200DBT	€ 1.657,00
2000x2400	E40C__200DRS	E40C__200DRT	€ 1.800,00

TECHNICAL

- ▶ To identify the code specify () Kit or Assembled: **K**=Kit ; **A**=Assembled and the finish: **2K**=Champagne Kit; **2A**=Champagne Assembled; **3K**=Bronze Kit; **3A**=Bronze Assembled; **4K**=Tobacco Kit; **4A**=Tobacco Assembled; **5K**=White RAL 9010 Kit ; **5A**=White RAL 9010 Assembled - i.e.: 600x2000 Bronze Kit = Code: E40C**3K**FMDS/120
- ▶ Production with customized dimensions (for prices see superior size)
- ▶ Hardware set is not included
- ▶ Available with header or without header at the same price

LOGISTICS

- ▶ Supplied in 1 box
- ▶ Production time: 15 working days

ECLISSE 40 DOUBLE

STUD WALL | FRAME ONLY - CHAMPAGNE/BRONZE/TOBACCO
LACQUERED WHITE RAL 9010



NON STANDARD

WALL THICKNESS

100 mm

KIT and PRE-ASSEMBLED

RIGHT DOOR PUSH LEFT DOOR FIXED LEFT DOOR PUSH RIGHT DOOR FIXED RIGHT DOOR PULL LEFT DOOR FIXED LEFT DOOR PULL RIGHT DOOR FIXED



PASSAGE SIZE LxH mm	CODE	CODE	PRICE
1200x1650÷1999	E40C_FMSD/120	E40C_FMDD/120	€ 1.368,00
1200x2200	E40C_FMSD/120	E40C_FMDD/120	€ 1.729,00
1200x2300	E40C_FMSD/120	E40C_FMDD/120	€ 1.729,00
1200x2500	E40C_FMSD/120	E40C_FMDD/120	€ 1.800,00
1200x2600	E40C_FMSD/120	E40C_FMDD/120	€ 1.800,00
1200x2700	E40C_FMSD/120	E40C_FMDD/120	€ 1.872,00
1200x2800	E40C_FMSD/120	E40C_FMDD/120	€ 1.944,00
1200x2900	E40C_FMSD/120	E40C_FMDD/120	€ 1.944,00
1200x3000	E40C_FMSD/120	E40C_FMDD/120	€ 2.016,00
1400x1650÷1999	E40C_FMSD/140	E40C_FMDD/140	€ 1.368,00
1400x2200	E40C_FMSD/140	E40C_FMDD/140	€ 1.729,00
1400x2300	E40C_FMSD/140	E40C_FMDD/140	€ 1.729,00
1400x2500	E40C_FMSD/140	E40C_FMDD/140	€ 1.800,00
1400x2600	E40C_FMSD/140	E40C_FMDD/140	€ 1.800,00
1400x2700	E40C_FMSD/140	E40C_FMDD/140	€ 1.872,00
1400x2800	E40C_FMSD/140	E40C_FMDD/140	€ 1.944,00
1400x2900	E40C_FMSD/140	E40C_FMDD/140	€ 1.944,00
1400x3000	E40C_FMSD/140	E40C_FMDD/140	€ 2.016,00
1600x1650÷1999	E40C_FMSD/160	E40C_FMDD/160	€ 1.368,00
1600x2200	E40C_FMSD/160	E40C_FMDD/160	€ 1.729,00
1600x2300	E40C_FMSD/160	E40C_FMDD/160	€ 1.729,00
1600x2500	E40C_FMSD/160	E40C_FMDD/160	€ 1.800,00
1600x2600	E40C_FMSD/160	E40C_FMDD/160	€ 1.800,00
1600x2700	E40C_FMSD/160	E40C_FMDD/160	€ 1.872,00
1600x2800	E40C_FMSD/160	E40C_FMDD/160	€ 1.944,00
1600x2900	E40C_FMSD/160	E40C_FMDD/160	€ 1.944,00
1600x3000	E40C_FMSD/160	E40C_FMDD/160	€ 2.016,00
1800x1650÷1999	E40C_FMSD/180	E40C_FMDD/180	€ 1.574,00
1800x2200	E40C_FMSD/180	E40C_FMDD/180	€ 1.800,00
1800x2300	E40C_FMSD/180	E40C_FMDD/180	€ 1.800,00
1800x2500	E40C_FMSD/180	E40C_FMDD/180	€ 1.872,00
1800x2600	E40C_FMSD/180	E40C_FMDD/180	€ 1.872,00
1800x2700	E40C_FMSD/180	E40C_FMDD/180	€ 1.944,00
1800x2800	E40C_FMSD/180	E40C_FMDD/180	€ 2.016,00
1800x2900	E40C_FMSD/180	E40C_FMDD/180	€ 2.016,00
1800x3000	E40C_FMSD/180	E40C_FMDD/180	€ 2.089,00
2000x1650÷1999	E40C_FMSD/200	E40C_FMDD/200	€ 1.574,00
2000x2200	E40C_FMSD/200	E40C_FMDD/200	€ 1.800,00
2000x2300	E40C_FMSD/200	E40C_FMDD/200	€ 1.800,00
2000x2500	E40C_FMSD/200	E40C_FMDD/200	€ 1.872,00
2000x2600	E40C_FMSD/200	E40C_FMDD/200	€ 1.872,00
2000x2700	E40C_FMSD/200	E40C_FMDD/200	€ 1.944,00
2000x2800	E40C_FMSD/200	E40C_FMDD/200	€ 2.016,00
2000x2900	E40C_FMSD/200	E40C_FMDD/200	€ 2.016,00
2000x3000	E40C_FMSD/200	E40C_FMDD/200	€ 2.089,00

TECHNICAL

- ▶ To identify the code specify () Kit or Assembled: **K**=Kit; **A**=Assembled and the finish: **2K**=Champagne Kit; **2A**=Champagne Assembled; **3K**=Bronze Kit; **3A**=Bronze Assembled; **4K**=Tobacco Kit; **4A**=Tobacco Assembled; **5K**=White RAL 9010 Kit; **5A**=White RAL 9010 Assembled - i.e.: 600x2000 Bronze Kit = Code: E40C3KFMSD/120
- ▶ Production with customized dimensions (for prices see superior size)
- ▶ Hardware set is not included
- ▶ Available with header or without header at the same price

LOGISTICS

- ▶ Supplied in 1 box
- ▶ Production time: 15 working days

ECLISSE 40 DOUBLE

SOLID/STUD WALL | FRAME ONLY - CHAMPAGNE/BRONZE/TOBACCO
LACQUERED WHITE RAL 9010



STANDARD	WALL THICKNESS 125 mm			
	KIT and PRE-ASSEMBLED			
	RIGHT DOOR PUSH LEFT DOOR FIXED	LEFT DOOR PUSH RIGHT DOOR FIXED	RIGHT DOOR PULL LEFT DOOR FIXED	LEFT DOOR PULL RIGHT DOOR FIXED



PASSAGE SIZE LxH mm	CODE	CODE	PRICE
1200x2000	E40X__FMDS/120	E40X__FMDD/120	€ 1.573,00
1200x2100	E40X__120DBS	E40X__120DBT	€ 1.573,00
1200x2400	E40X__120DRS	E40X__120DRT	€ 1.888,00
1400x2000	E40X__FMDS/140	E40X__FMDD/140	€ 1.573,00
1400x2100	E40X__140DBS	E40X__140DBT	€ 1.573,00
1400x2400	E40X__140DRS	E40X__140DRT	€ 1.888,00
1600x2000	E40X__FMDS/160	E40X__FMDD/160	€ 1.573,00
1600x2100	E40X__160DBS	E40X__160DBT	€ 1.573,00
1600x2400	E40X__160DRS	E40X__160DRT	€ 1.888,00
1800x2000	E40X__FMDS/180	E40X__FMDD/180	€ 1.808,00
1800x2100	E40X__180DBS	E40X__180DBT	€ 1.808,00
1800x2400	E40X__180DRS	E40X__180DRT	€ 1.965,00
2000x2000	E40X__FMDS/200	E40X__FMDD/200	€ 1.808,00
2000x2100	E40X__200DBS	E40X__200DBT	€ 1.808,00
2000x2400	E40X__200DRS	E40X__200DRT	€ 1.965,00

TECHNICAL

- ▶ To identify the code specify () Kit or Assembled: **K**=Kit ; **A**=Assembled and the finish: **2K**=Champagne Kit; **2A**=Champagne Assembled; **3K**=Bronze Kit; **3A**=Bronze Assembled; **4K**=Tobacco Kit; **4A**=Tobacco Assembled; **5K**=White RAL 9010 Kit ; **5A**=White RAL 9010 Assembled - i.e.: 600x2000 Bronze Kit = Code: E40X**3K**FMDD/120
- ▶ Production with customized dimensions (for prices see superior size)
- ▶ Hardware set is not included
- ▶ Available with header or without header at the same price

LOGISTICS

- ▶ Supplied in 1 box
- ▶ Production time: 15 working days

ECLISSE 40 DOUBLE

SOLID/STUD WALL | FRAME ONLY - CHAMPAGNE/BRONZE/TOBACCO
LACQUERED WHITE RAL 9010



NON STANDARD

WALL THICKNESS

125 mm

KIT and PRE-ASSEMBLED

RIGHT DOOR PUSH
LEFT DOOR FIXED

LEFT DOOR PUSH
RIGHT DOOR FIXED

RIGHT DOOR PULL
LEFT DOOR FIXED

LEFT DOOR PULL
RIGHT DOOR FIXED



PASSAGE SIZE LxH mm	CODE	CODE	PRICE
1200x1650÷1999	E40X_FMDS/120	E40X_FMDT/120	€ 1.494,00
1200x2200	E40X_FMDS/120	E40X_FMDT/120	€ 1.888,00
1200x2300	E40X_FMDS/120	E40X_FMDT/120	€ 1.888,00
1200x2500	E40X_FMDS/120	E40X_FMDT/120	€ 1.965,00
1200x2600	E40X_FMDS/120	E40X_FMDT/120	€ 1.965,00
1200x2700	E40X_FMDS/120	E40X_FMDT/120	€ 2.045,00
1200x2800	E40X_FMDS/120	E40X_FMDT/120	€ 2.124,00
1200x2900	E40X_FMDS/120	E40X_FMDT/120	€ 2.124,00
1200x3000	E40X_FMDS/120	E40X_FMDT/120	€ 2.202,00
1400x1650÷1999	E40X_FMDS/140	E40X_FMDT/140	€ 1.494,00
1400x2200	E40X_FMDS/140	E40X_FMDT/140	€ 1.888,00
1400x2300	E40X_FMDS/140	E40X_FMDT/140	€ 1.888,00
1400x2500	E40X_FMDS/140	E40X_FMDT/140	€ 1.965,00
1400x2600	E40X_FMDS/140	E40X_FMDT/140	€ 1.965,00
1400x2700	E40X_FMDS/140	E40X_FMDT/140	€ 2.045,00
1400x2800	E40X_FMDS/140	E40X_FMDT/140	€ 2.124,00
1400x2900	E40X_FMDS/140	E40X_FMDT/140	€ 2.124,00
1400x3000	E40X_FMDS/140	E40X_FMDT/140	€ 2.202,00
1600x1650÷1999	E40X_FMDS/140	E40X_FMDT/140	€ 1.494,00
1600x2200	E40X_FMDS/140	E40X_FMDT/140	€ 1.888,00
1600x2300	E40X_FMDS/160	E40X_FMDT/160	€ 1.888,00
1600x2500	E40X_FMDS/160	E40X_FMDT/160	€ 1.965,00
1600x2600	E40X_FMDS/160	E40X_FMDT/160	€ 1.965,00
1600x2700	E40X_FMDS/160	E40X_FMDT/160	€ 2.045,00
1600x2800	E40X_FMDS/140	E40X_FMDT/140	€ 2.124,00
1600x2900	E40X_FMDS/140	E40X_FMDT/140	€ 2.124,00
1600x3000	E40X_FMDS/140	E40X_FMDT/140	€ 2.202,00
1800x1650÷1999	E40X_FMDS/180	E40X_FMDT/180	€ 1.718,00
1800x2200	E40X_FMDS/180	E40X_FMDT/180	€ 1.965,00
1800x2300	E40X_FMDS/180	E40X_FMDT/180	€ 1.965,00
1800x2500	E40X_FMDS/180	E40X_FMDT/180	€ 2.045,00
1800x2600	E40X_FMDS/180	E40X_FMDT/180	€ 2.045,00
1800x2700	E40X_FMDS/180	E40X_FMDT/180	€ 2.124,00
1800x2800	E40X_FMDS/180	E40X_FMDT/180	€ 2.202,00
1800x2900	E40X_FMDS/180	E40X_FMDT/180	€ 2.202,00
1800x3000	E40X_FMDS/180	E40X_FMDT/180	€ 2.281,00
2000x1650÷1999	E40X_FMDS/200	E40X_FMDT/200	€ 1.718,00
2000x2200	E40X_FMDS/200	E40X_FMDT/200	€ 1.965,00
2000x2300	E40X_FMDS/200	E40X_FMDT/200	€ 1.965,00
2000x2500	E40X_FMDS/200	E40X_FMDT/200	€ 2.045,00
2000x2600	E40X_FMDS/200	E40X_FMDT/200	€ 2.045,00
2000x2700	E40X_FMDS/200	E40X_FMDT/200	€ 2.124,00
2000x2800	E40X_FMDS/200	E40X_FMDT/200	€ 2.202,00
2000x2900	E40X_FMDS/200	E40X_FMDT/200	€ 2.202,00
2000x3000	E40X_FMDS/200	E40X_FMDT/200	€ 2.281,00

TECHNICAL

- ▶ To identify the code specify () Kit or Assembled: **K**=Kit; **A**=Assembled and the finish: **2K**=Champagne Kit; **2A**=Champagne Assembled; **3K**=Bronze Kit; **3A**=Bronze Assembled; **4K**=Tobacco Kit; **4A**=Tobacco Assembled; **5K**=White RAL 9010 Kit; **5A**=White RAL 9010 Assembled - i.e.: 600x2000 Bronze Kit = Code: E40X3KFMSD/120
- ▶ Production with customized dimensions (for prices see superior size)
- ▶ Hardware set is not included
- ▶ Available with header or without header at the same price

LOGISTICS

- ▶ Supplied in 1 box
- ▶ Production time: 15 working days

ECLISSE 40 DOUBLE

SOLID/STUD WALL | FRAME ONLY - CHAMPAGNE/BRONZE/TOBACCO
LACQUERED WHITE RAL 9010



STANDARD	WALL THICKNESS 150 mm			
	KIT and PRE-ASSEMBLED			
	RIGHT DOOR PUSH LEFT DOOR FIXED	LEFT DOOR PUSH RIGHT DOOR FIXED	RIGHT DOOR PULL LEFT DOOR FIXED	LEFT DOOR PULL RIGHT DOOR FIXED



PASSAGE SIZE LxH mm	CODE	CODE	PRICE
1200x2000	E40Y__FMDS/120	E40Y__FMDT/120	€ 2.126,00
1200x2100	E40Y__120DBS	E40Y__120DBT	€ 2.126,00
1200x2400	E40Y__120DRS	E40Y__120DRT	€ 2.552,00
1400x2000	E40Y__FMDS/140	E40Y__FMDT/140	€ 2.126,00
1400x2100	E40Y__140DBS	E40Y__140DBT	€ 2.126,00
1400x2400	E40Y__140DRS	E40Y__140DRT	€ 2.552,00
1600x2000	E40Y__FMDS/160	E40Y__FMDT/160	€ 2.126,00
1600x2100	E40Y__160DBS	E40Y__160DBT	€ 2.126,00
1600x2400	E40Y__160DRS	E40Y__160DRT	€ 2.552,00
1800x2000	E40Y__FMDS/180	E40Y__FMDT/180	€ 2.446,00
1800x2100	E40Y__180DBS	E40Y__180DBT	€ 2.446,00
1800x2400	E40Y__180DRS	E40Y__180DRT	€ 2.659,00
2000x2000	E40Y__FMDS/200	E40Y__FMDT/200	€ 2.446,00
2000x2100	E40Y__200DBS	E40Y__200DBT	€ 2.446,00
2000x2400	E40Y__200DRS	E40Y__200DRT	€ 2.659,00

TECHNICAL

- ▶ To identify the code specify () Kit or Assembled: **K**=Kit ; **A**=Assembled and the finish: **2K**=Champagne Kit; **2A**=Champagne Assembled; **3K**=Bronze Kit; **3A**=Bronze Assembled; **4K**=Tobacco Kit; **4A**=Tobacco Assembled; **5K**=White RAL 9010 Kit ; **5A**=White RAL 9010 Assembled - i.e.: 600x2000 Bronze Kit = Code: E40Y**3K**FMDS/120
- ▶ Production with customized dimensions (for prices see superior size)
- ▶ Hardware set is not included
- ▶ Available with header or without header at the same price

LOGISTICS

- ▶ Supplied in 1 box
- ▶ Production time: 15 working days

ECLISSE 40 DOUBLE

SOLID/STUD WALL | FRAME ONLY - CHAMPAGNE/BRONZE/TOBACCO
LACQUERED WHITE RAL 9010

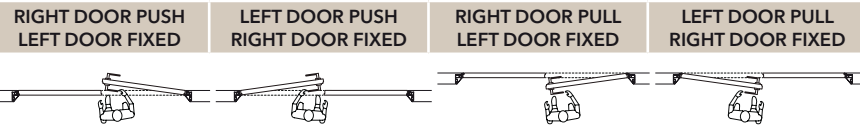


NON STANDARD

WALL THICKNESS

150 mm

KIT and PRE-ASSEMBLED



PASSAGE SIZE LxH mm	CODE	CODE	PRICE
1200x1650÷1999	E40Y_FMDS/120	E40Y_FMDT/120	€ 2.020,00
1200x2200	E40Y_FMDS/120	E40Y_FMDT/120	€ 2.552,00
1200x2300	E40Y_FMDS/120	E40Y_FMDT/120	€ 2.552,00
1200x2500	E40Y_FMDS/120	E40Y_FMDT/120	€ 2.659,00
1200x2600	E40Y_FMDS/120	E40Y_FMDT/120	€ 2.659,00
1200x2700	E40Y_FMDS/120	E40Y_FMDT/120	€ 2.765,00
1200x2800	E40Y_FMDS/120	E40Y_FMDT/120	€ 2.871,00
1200x2900	E40Y_FMDS/120	E40Y_FMDT/120	€ 2.871,00
1200x3000	E40Y_FMDS/120	E40Y_FMDT/120	€ 2.977,00
1400x1650÷1999	E40Y_FMDS/140	E40Y_FMDT/140	€ 2.020,00
1400x2200	E40Y_FMDS/140	E40Y_FMDT/140	€ 2.552,00
1400x2300	E40Y_FMDS/140	E40Y_FMDT/140	€ 2.552,00
1400x2500	E40Y_FMDS/140	E40Y_FMDT/140	€ 2.659,00
1400x2600	E40Y_FMDS/140	E40Y_FMDT/140	€ 2.659,00
1400x2700	E40Y_FMDS/140	E40Y_FMDT/140	€ 2.765,00
1400x2800	E40Y_FMDS/140	E40Y_FMDT/140	€ 2.871,00
1400x2900	E40Y_FMDS/140	E40Y_FMDT/140	€ 2.871,00
1400x3000	E40Y_FMDS/140	E40Y_FMDT/140	€ 2.977,00
1600x1650÷1999	E40Y_FMDS/140	E40Y_FMDT/140	€ 2.020,00
1600x2200	E40Y_FMDS/140	E40Y_FMDT/140	€ 2.552,00
1600x2300	E40Y_FMDS/160	E40Y_FMDT/160	€ 2.552,00
1600x2500	E40Y_FMDS/160	E40Y_FMDT/160	€ 2.659,00
1600x2600	E40Y_FMDS/160	E40Y_FMDT/160	€ 2.659,00
1600x2700	E40Y_FMDS/160	E40Y_FMDT/160	€ 2.765,00
1600x2800	E40Y_FMDS/140	E40Y_FMDT/140	€ 2.871,00
1600x2900	E40Y_FMDS/140	E40Y_FMDT/140	€ 2.871,00
1600x3000	E40Y_FMDS/140	E40Y_FMDT/140	€ 2.977,00
1800x1650÷1999	E40Y_FMDS/180	E40Y_FMDT/180	€ 2.323,00
1800x2200	E40Y_FMDS/180	E40Y_FMDT/180	€ 2.659,00
1800x2300	E40Y_FMDS/180	E40Y_FMDT/180	€ 2.659,00
1800x2500	E40Y_FMDS/180	E40Y_FMDT/180	€ 2.765,00
1800x2600	E40Y_FMDS/180	E40Y_FMDT/180	€ 2.765,00
1800x2700	E40Y_FMDS/180	E40Y_FMDT/180	€ 2.871,00
1800x2800	E40Y_FMDS/180	E40Y_FMDT/180	€ 2.977,00
1800x2900	E40Y_FMDS/180	E40Y_FMDT/180	€ 2.977,00
1800x3000	E40Y_FMDS/180	E40Y_FMDT/180	€ 3.083,00
2000x1650÷1999	E40Y_FMDS/200	E40Y_FMDT/200	€ 2.323,00
2000x2200	E40Y_FMDS/200	E40Y_FMDT/200	€ 2.659,00
2000x2300	E40Y_FMDS/200	E40Y_FMDT/200	€ 2.659,00
2000x2500	E40Y_FMDS/200	E40Y_FMDT/200	€ 2.765,00
2000x2600	E40Y_FMDS/200	E40Y_FMDT/200	€ 2.765,00
2000x2700	E40Y_FMDS/200	E40Y_FMDT/200	€ 2.871,00
2000x2800	E40Y_FMDS/200	E40Y_FMDT/200	€ 2.977,00
2000x2900	E40Y_FMDS/200	E40Y_FMDT/200	€ 2.977,00
2000x3000	E40Y_FMDS/200	E40Y_FMDT/200	€ 3.083,00

TECHNICAL

- ▶ To identify the code specify () Kit or Assembled: **K**=Kit; **A**=Assembled and the finish: **2K**=Champagne Kit; **2A**=Champagne Assembled; **3K**=Bronze Kit; **3A**=Bronze Assembled; **4K**=Tobacco Kit; **4A**=Tobacco Assembled; **5K**=White RAL 9010 Kit; **5A**=White RAL 9010 Assembled - i.e.: 600x2000 Bronze Kit = Code: E40Y**3K**FMDS/120
- ▶ Production with customized dimensions (for prices see superior size)
- ▶ Hardware set is not included
- ▶ Available with header or without header at the same price

LOGISTICS

- ▶ Supplied in 1 box
- ▶ Production time: 15 working days

ECLISSE DOORS



ECLISSE offers a range of doors with different finishes, both for sliding and hinged versions, as well as various solutions for baseboards flush with the wall. The door range includes finishes in different materials, from primer-coated versions ready to be customized with paint or wallpaper, to trendy wood essences and the most versatile lacquered or glass doors. From design to technical proposals, choose the most suitable for you.

DOORS

HANDLES

ACCESSORIES

BASEBOARD

GENERAL SALES
TERMS AND
CONDITIONS

DOORS - ECLISSE CLASSIC

ECLISSE SINGLE - LUCE SINGLE - EWOLUTO SINGLE

Single door panel with lock hole

SINGLE DOORS - CLASSIC COLLECTION								
PASSAGE SIZE LxH mm	LAMINATE MATT WHITE		LAMINATE WALNUT		LAMINATE OAK		RAW TANGANYIKA*	
	CODE	PRICE	CODE	PRICE	CODE	PRICE	CODE	PRICE
600x2000	EPB060A	€ 340,00	EPC060A	€ 340,00	EPNB060A	€ 340,00	EPP60	€ 395,00
600x2100	EPB060B	€ 340,00	EPC060B	€ 340,00	EPNB060B	€ 340,00	EPP60	€ 395,00
600x2200÷2400	--	--	--	--	--	--	EPPA60	€ 490,00
600x2500÷2600	--	--	--	--	--	--	EPPB60	€ 666,00
600x2700	--	--	--	--	--	--	EPPC60	€ 735,00
700x2000	EPB070A	€ 340,00	EPC070A	€ 340,00	EPNB070A	€ 340,00	EPP70	€ 395,00
700x2100	EPB070B	€ 340,00	EPC070B	€ 340,00	EPNB070B	€ 340,00	EPP70	€ 395,00
700x2200÷2400	--	--	--	--	--	--	EPPA70	€ 490,00
700x2500÷2600	--	--	--	--	--	--	EPPB70	€ 666,00
700x2700	--	--	--	--	--	--	EPPC70	€ 735,00
800x2000	EPB080A	€ 340,00	EPC080A	€ 340,00	EPNB080A	€ 340,00	EPP80	€ 395,00
800x2100	EPB080B	€ 340,00	EPC080B	€ 340,00	EPNB080B	€ 340,00	EPP80	€ 395,00
800x2200÷2400	--	--	--	--	--	--	EPPA80	€ 490,00
800x2500÷2600	--	--	--	--	--	--	EPPB80	€ 666,00
800x2700	--	--	--	--	--	--	EPPC80	€ 735,00
900x2000	EPB090A	€ 340,00	EPC090A	€ 340,00	EPNB090A	€ 340,00	EPP90	€ 419,00
900x2100	EPB090B	€ 340,00	EPC090B	€ 340,00	EPNB090NB	€ 340,00	EPP90	€ 419,00
900x2200÷2400	--	--	--	--	--	--	EPPA90	€ 490,00
900x2500÷2600	--	--	--	--	--	--	EPPB90	€ 666,00
900x2700	--	--	--	--	--	--	EPPC90	€ 735,00
1000x2000	EPB100A	€ 558,00	EPC100A	€ 537,00	EPNB100A	€ 558,00	EPP100	€ 472,00
1000x2100	EPB100B	€ 558,00	EPC100B	€ 537,00	EPNB100B	€ 558,00	EPP100	€ 472,00
1000x2200÷2400	--	--	--	--	--	--	EPPA100	€ 558,00
1000x2500÷2600	--	--	--	--	--	--	EPPB100	€ 735,00
1000x2700	--	--	--	--	--	--	EPPC100	€ 780,00
1100x2000	EPB110A	€ 558,00	EPC110A	€ 537,00	EPNB110A	€ 558,00	EPP110	€ 508,00
1100x2100	EPB110B	€ 558,00	EPC110B	€ 537,00	EPNB110B	€ 558,00	EPP110	€ 508,00
1100x2200÷2400	--	--	--	--	--	--	EPPA110	€ 604,00
1100x2500÷2600	--	--	--	--	--	--	EPPB110	€ 792,00
1100x2700	--	--	--	--	--	--	EPPC110	€ 837,00
1200x2000	EPB120A	€ 558,00	EPC120A	€ 537,00	EPNB120A	€ 558,00	EPP120	€ 556,00
1200x2100	EPB120B	€ 558,00	EPC120B	€ 537,00	EPNB120B	€ 558,00	EPP120	€ 556,00
1200x2200÷2400	--	--	--	--	--	--	EPPA120	€ 723,00
1200x2500÷2600	--	--	--	--	--	--	EPPB120	€ 837,00
1200x2700	--	--	--	--	--	--	EPPC120	€ 894,00

TECHNICAL

* Includes Security Profile

LOGISTICS

- ▶ Production time for sizes 600÷1000x2000/2100 mm: 8 working days for laminate Matt White and Raw Tanganyika and 25 working days for Walnut and Oak
- ▶ Production time for sizes 1100÷1200x2000/2700 mm 45 working days
- ▶ Supplied in 1 box

JAMBS AND ARCHITRAVES

ECLISSE SINGLE - LUCE SINGLE - EWOLUTO SINGLE - ECLISSE NOVANTA

Complete jambs set with gaskets, brushes and telescopic L-shaped architraves

JAMBS AND ARCHITRAVES - CLASSIC COLLECTION

WALL THICKNESS	HEIGHT mm	LAMINATE MATT WHITE		LAMINATE WALNUT		LAMINATE OAK	
		2000÷2100		2000÷2100		2000÷2100	
		PASSAGE SIZE LxH mm	CODE	PRICE	CODE	PRICE	CODE
100 mm	600÷1000	ESTC100B	€ 305,00	ESTC100C	€ 305,00	ESTC100NB	€ 305,00
	1100÷1200	ESTCFMB	€ 349,00	ESTCFMC	€ 349,00	ESTCFMNB	€ 349,00
108 mm	600÷1000	EST100B	€ 305,00	EST100C	€ 305,00	EST100NB	€ 305,00
	1100÷1200	ESTFMB	€ 349,00	ESTFMC	€ 349,00	ESTFMNB	€ 349,00
125 mm	600÷1000	EST125B	€ 319,00	EST125C	€ 319,00	EST125NB	€ 319,00
	1100÷1200	EST125FMB	€ 364,00	EST125FMC	€ 364,00	EST125FMNB	€ 364,00
150 mm	600÷1000	EST150B	€ 385,00	EST150C	€ 385,00	EST150NB	€ 385,00
	1100÷1200	EST150FMB	€ 430,00	EST150FMC	€ 430,00	EST150FMNB	€ 430,00

JAMBS AND ARCHITRAVES - CLASSIC COLLECTION

WALL THICKNESS	PASSAGE SIZE LxH mm	RAW TANGANYIKA	
		CODE	PRICE
100 mm	1000x2100	ESTC100NT	€ 241,00
	1200x2700	ESTCFMNT	€ 392,00
108 mm	1000x2100	EST100NT	€ 241,00
	1200x2700	ESTFMNT	€ 392,00
125 mm	1000x2100	EST125NT	€ 299,00
	1200x2700	EST125FMNT	€ 445,00
150 mm	1000x2100	EST150NT	€ 416,00
	1200x2700	EST150FMNT	€ 648,00

LOGISTICS

- ▶ Production time for sizes 600÷1000x2000/2100 mm: 8 working days for laminate Matt White and Raw Tanganyika and 25 working days for Walnut and Oak
- ▶ Production time for sizes 1000÷1200x2000/2700 mm: 45 working days
- ▶ Supplied in 1 box for Laminated products; 2 boxes for Raw Tanganyika

DOORS - ECLISSE CLASSIC

ECLISSE DOUBLE - LUCE DOUBLE - EWOLUTO DOUBLE

Double door panel with lock hole

SINGLE DOORS - CLASSIC COLLECTION								
PASSAGE SIZE LxH mm	LAMINATE MATT WHITE		LAMINATE WALNUT		LAMINATE OAK		RAW TANGANYIKA*	
	CODE	PRICE	CODE	PRICE	CODE	PRICE	CODE	PRICE
600+600x2000	EPDB060A	€ 680,00	EPDC060A	€ 680,00	EPDNB060A	€ 680,00	EPPD60	€ 790,00
600+600x2100	EPDB060B	€ 680,00	EPDC060B	€ 680,00	EPDNB060B	€ 680,00	EPPD60	€ 790,00
600+600x2200÷2400	--	--	--	--	--	--	EPPAD60	€ 980,00
600+600x2500÷2600	--	--	--	--	--	--	EPPBD60	€ 1.332,00
600+600x2700	--	--	--	--	--	--	EPPCD60	€ 1.470,00
700+700x2000	EPDB070A	€ 680,00	EPDC070A	€ 680,00	EPDNB070A	€ 680,00	EPPD70	€ 790,00
700+700x2100	EPDB070B	€ 680,00	EPDC070B	€ 680,00	EPDNB070B	€ 680,00	EPPD70	€ 790,00
700+700x2200÷2400	--	--	--	--	--	--	EPPAD70	€ 980,00
700+700x2500÷2600	--	--	--	--	--	--	EPPBD70	€ 1.332,00
700+700x2700	--	--	--	--	--	--	EPPCD70	€ 1.470,00
800+800x2000	EPDB080A	€ 680,00	EPDC080A	€ 680,00	EPDNB080A	€ 680,00	EPPD80	€ 790,00
800+800x2100	EPDB080B	€ 680,00	EPDC080B	€ 680,00	EPDNB080B	€ 680,00	EPPD80	€ 790,00
800+800x2200÷2400	--	--	--	--	--	--	EPPAD80	€ 980,00
800+800x2500÷2600	--	--	--	--	--	--	EPPBD80	€ 1.332,00
800+800x2700	--	--	--	--	--	--	EPPCD80	€ 1.470,00
900+900x2000	EPDB090A	€ 680,00	EPDC090A	€ 680,00	EPDNB090A	€ 680,00	EPPD90	€ 838,00
900+900x2100	EPDB090B	€ 680,00	EPDC090B	€ 680,00	EPDNB090B	€ 680,00	EPPD90	€ 838,00
900+900x2200÷2400	--	--	--	--	--	--	EPPAD90	€ 980,00
900+900x2500÷2600	--	--	--	--	--	--	EPPBD90	€ 1.332,00
900+900x2700	--	--	--	--	--	--	EPPCD90	€ 1.470,00
1000+1000x2000	EPDB100A	€ 1.117,00	EPDC100A	€ 1.117,00	EPDNB100A	€ 1.117,00	EPPD100	€ 944,00
1000+1000x2100	EPDB100B	€ 1.117,00	EPDC100B	€ 1.117,00	EPDNB100B	€ 1.117,00	EPPD100	€ 944,00
1000+1000x2200÷2400	--	--	--	--	--	--	EPPAD100	€ 1.116,00
1000+1000x2500÷2600	--	--	--	--	--	--	EPPBD100	€ 1.470,00
1000+1000x2700	--	--	--	--	--	--	EPPCD100	€ 1.560,00
1100+1100x2000	EPDB110A	€ 1.117,00	EPDC110A	€ 1.117,00	EPDNB110A	€ 1.117,00	EPPD110	€ 1.016,00
1100+1100x2100	EPDB110B	€ 1.117,00	EPDC110B	€ 1.117,00	EPDNB110B	€ 1.117,00	EPPD110	€ 1.016,00
1100+1100x2200÷2400	--	--	--	--	--	--	EPPAD110	€ 1.208,00
1100+1100x2500÷2600	--	--	--	--	--	--	EPPBD110	€ 1.584,00
1100+1100x2700	--	--	--	--	--	--	EPPCD110	€ 1.674,00
1200+1200x2000	EPDB120A	€ 1.117,00	EPDC120A	€ 1.117,00	EPDNB120A	€ 1.117,00	EPPD120	€ 1.112,00
1200+1200x2100	EPDB120B	€ 1.117,00	EPDC120B	€ 1.117,00	EPDNB120B	€ 1.117,00	EPPD120	€ 1.112,00
1200+1200x2200÷2400	--	--	--	--	--	--	EPPAD120	€ 1.446,00
1200+1200x2500÷2600	--	--	--	--	--	--	EPPBD120	€ 1.674,00
1200+1200x2700	--	--	--	--	--	--	EPPCD120	€ 1.788,00

TECHNICAL

* Includes Security Profile

LOGISTICS

- ▶ Production time for sizes 600+600÷1000+1000x2000/2100 mm
8 working days for laminate Matt White and Raw Tanganyika and
25 working days for Walnut and Oak
- ▶ Production time for sizes 1100+1100÷1200+1200x2000/2700 mm
45 working days
- ▶ Supplied in 2 boxes

JAMBS AND ARCHITRAVES

ECLISSE DOUBLE - LUCE DOUBLE - EWOLUTO DOUBLE

Complete jambs set with gaskets, brushes and telescopic L-shaped architraves

JAMBS AND ARCHITRAVES - CLASSIC COLLECTION

WALL THICKNESS	HEIGHT mm	LAMINATE MATT WHITE		LAMINATE WALNUT		LAMINATE OAK	
		2000÷2100		2000÷2100		2000÷2100	
		PASSAGE SIZE LxH mm	CODE	PRICE	CODE	PRICE	CODE
100 mm	600+600÷1000+1000	EST200DB	€ 366,00	EST200DC	€ 366,00	EST200DNB	€ 366,00
108 mm	600+600÷1000+1000	EST200DB	€ 366,00	EST200DC	€ 366,00	EST200DNB	€ 366,00
125 mm	600+600÷1000+1000	EST125DB	€ 395,00	EST125DC	€ 395,00	EST125DNB	€ 395,00
150 mm	600+600÷1000+1000	EST150DB	€ 454,00	EST150DC	€ 454,00	EST150DNB	€ 454,00

JAMBS AND ARCHITRAVES - CLASSIC COLLECTION

WALL THICKNESS	PASSAGE SIZE LxH mm	RAW TANGANYIKA	
		CODE	PRICE
100 mm	1000+1000x2100	EST200DNT	€ 279,00
	1200+1200x2700	EST260DNT	€ 405,00
108 mm	1000+1000x2100	EST200DNT	€ 279,00
	1200+1200x2700	EST260DNT	€ 405,00
125 mm	1000+1000x2100	EST125DNT	€ 366,00
	1200+1200x2700	EST125DNTFM	€ 568,00
150 mm	1000+1000x2100	EST150DNT	€ 506,00
	1200+1200x2700	EST150DNTFM	€ 655,00

LOGISTICS

- ▶ Production time for sizes 600+600÷1000+1000x2000/2100 mm: 8 working days for laminate Matt White and Raw Tanganyika and 25 working days for Walnut and Oak
- ▶ Production time for sizes 1100+1100÷1200+1200x2000/2700 mm: 45 working days
- ▶ Supplied in 2 boxes for Laminated products; 4 boxes for Raw Tanganyika

DOORS - ECLISSE CLASSIC

ECLISSE TELESCOPIC

Double door panels: 1 with lock hole, 1 without

TELESCOPIC DOORS - CLASSIC COLLECTION

LAMINATE MATT WHITE

PASSAGE SIZE LxH mm	CODE	PRICE
600+600x2000	EPTB060A	€ 680,00
600+600x2100	EPTB060B	€ 680,00
700+700x2000	EPTB070A	€ 680,00
700+700x2100	EPTB070B	€ 680,00
800+800x2000	EPTB080A	€ 680,00
800+800x2100	EPTB080B	€ 680,00
900+900x2000	EPTB090A	€ 680,00
900+900x2100	EPTB090B	€ 680,00
1000+1000x2000	EPTB100A	€ 1.117,00
1000+1000x2100	EPTB100B	€ 1.117,00

TELESCOPIC DOORS - CLASSIC COLLECTION

RAW TANGANYIKA

PASSAGE SIZE LxH mm	CODE	PRICE
600+600x2000÷2100	EPPT60	€ 822,00
600+600x2200÷2400	EPPAT60	€ 1.019,00
600+600x2500÷2700	EPPBT60	€ 1.529,00
700+700x2000÷2100	EPPT70	€ 822,00
700+700x2200÷2400	EPPAT70	€ 1.019,00
700+700x2500÷2700	EPPBT70	€ 1.529,00
800+800x2000÷2100	EPPT80	€ 822,00
800+800x2200÷2400	EPPAT80	€ 1.019,00
800+800x2500÷2700	EPPBT80	€ 1.529,00
900+900x2000÷2100	EPPT90	€ 872,00
900+900x2200÷2400	EPPAT90	€ 1.019,00
900+900x2500÷2700	EPPBT90	€ 1.529,00
1000+1000x2000÷2100	EPPT100	€ 982,00
1000+1000x2200÷2400	EPPAT100	€ 1.161,00
1000+1000x2500÷2700	EPPBT100	€ 1.622,00
1100+1100x2000÷2100	EPPT110	€ 1.057,00
1100+1100x2200÷2400	EPPAT110	€ 1.256,00
1100+1100x2500÷2700	EPPBT110	€ 1.741,00
1200+1200x2000÷2100	EPPT120	€ 1.156,00
1200+1200x2200÷2400	EPPAT120	€ 1.504,00
1200+1200x2500÷2700	EPPBT120	€ 1.860,00

TECHNICAL

- For telescopic double: double the price

LOGISTICS

- Production time: 45 working days
- Supplied in 2 boxes

JAMBS AND ARCHITRAVES

ECLISSE TELESCOPIC

Complete jambs set with gaskets, brushes and telescopic L-shaped architraves

JAMBS AND ARCHITRAVES - CLASSIC COLLECTION

LAMINATE MATT WHITE

WALL THICKNESS	PASSAGE SIZE LxH mm	CODE	PRICE
180 mm	1000+1000x2100	EST600B	€ 500,00
150 mm	1000+1000x2100	ESTY600B	€ 400,00

JAMBS AND ARCHITRAVES - CLASSIC COLLECTION

RAW TANGANYIKA

WALL THICKNESS	PASSAGE SIZE LxH mm	CODE	PRICE
180 mm	1000÷1000x2100	EST600T	€ 589,00
	1200÷1200x2600	EST600TFM	€ 638,00
150 mm	1000÷1000x2100	ESTY600T	€ 444,00
	1200÷1200x2600	ESTY600TFM	€ 542,00

LOGISTICS

- ▶ Production time: 45 working days
- ▶ Supplied in 3 boxes

DOORS - ECLISSE CLASSIC

ECLISSE UNILATERAL

Double door panels with lock hole

UNILATERAL DOORS - CLASSIC COLLECTION		
	LAMINATE MATT WHITE	
PASSAGE SIZE LxH mm	CODE	PRICE
600+600x2000	EPUB060A	€ 680,00
600+600x2100	EPUB060B	€ 680,00
700+700x2000	EPUB070A	€ 680,00
700+700x2100	EPUB070B	€ 680,00
800+800x2000	EPUB080A	€ 680,00
800+800x2100	EPUB080B	€ 680,00
900+900x2000	EPUB090A	€ 680,00
900+900x2100	EPUB090B	€ 680,00
1000+1000x2000	EPUB100A	€ 1.117,00
1000+1000x2100	EPUB100B	€ 1.117,00

UNILATERAL DOORS - CLASSIC COLLECTION		
	RAW TANGANYIKA	
PASSAGE SIZE LxH mm*	CODE	PRICE
600+600x2100	EPPU60	€ 822,00
700+700x2100	EPPU70	€ 822,00
800+800x2100	EPPU80	€ 822,00
900+900x2100	EPPU90	€ 872,00
1000+1000x2100	EPPU100	€ 982,00

LOGISTICS

- * The door panel can be trimmed
- ▶ Production time: 45 working days
- ▶ Supplied in 2 boxes

JAMBS AND ARCHITRAVES

ECLISSE UNILATERAL

Complete jambs set with gaskets, brushes and telescopic L-shaped architraves

JAMBS AND ARCHITRAVES - CLASSIC COLLECTION

LAMINATE MATT WHITE

WALL THICKNESS	PASSAGE SIZE LxH mm	CODE	PRICE
SOLID WALL - 200 mm	1000+1000x2100	EST200UB	€ 832,00
STUD WALL - 175 mm	1000+1000x2100	EST175UB	€ 815,00

JAMBS AND ARCHITRAVES - CLASSIC COLLECTION

RAW TANGANYIKA

WALL THICKNESS	PASSAGE SIZE LxH mm	CODE	PRICE
SOLID WALL - 200 mm	1000÷1000x2100	EST200UNT	€ 812,00
STUD WALL - 175 mm	1000÷1000x2100	EST175UNT	€ 773,00

DOORS
ECLISSE CLASSIC

DOORS
ECLISSE SYNTESIS (sliding)

DOORS
ECLISSE SYNTESIS (hinged) - ECLISSE 40

HANDLES

ACCESSORIES

BASEBOARD

GENERAL SALES
TERMS AND
CONDITIONS

LOGISTICS

- ▶ Production time: 45 working days
- ▶ Supplied in 3 boxes

DOORS KIT - ECLISSE CLASSIC

ECLISSE CIRCULAR SINGLE

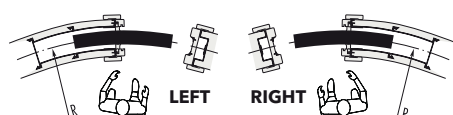
Single curved sliding door panel with lock hole, jambs and architraves for models with standard radius (1000-1200-1300-1500-1700-1800-2000 mm)

CIRCULAR SINGLE DOORS - CLASSIC COLLECTION

PASSAGE SIZE LxH mm	RAW TANGANYIKA		MAHOGANI		OAK	
	CODE	PRICE	CODE	PRICE	CODE	PRICE
600x2000	EPPC601T_	€ 1.620,00	EPPC601M_	€ 1.992,00	EPPC601R_	€ 2.214,00
600x2100	EPPC60T_	€ 1.620,00	EPPC60M_	€ 1.992,00	EPPC60R_	€ 2.214,00
600x2200÷2500	EPPC	€ 2.065,00	EPPC	€ 2.225,00	EPPC	€ 2.447,00
600x2600	EPPC	€ 2.477,00	EPPC	€ 2.671,00	EPPC	€ 2.937,00
700x2000	EPPC701T_	€ 1.903,00	EPPC701M_	€ 2.064,00	EPPC701R_	€ 2.294,00
700x2100	EPPC70T_	€ 1.903,00	EPPC70M_	€ 2.064,00	EPPC70R_	€ 2.294,00
700x2200÷2500	EPPC	€ 2.135,00	EPPC	€ 2.187,00	EPPC	€ 2.527,00
700x2600	EPPC	€ 2.563,00	EPPC	€ 2.756,00	EPPC	€ 3.032,00
800x2000	EPPC801T_	€ 1.972,00	EPPC801M_	€ 2.136,00	EPPC801R_	€ 2.372,00
800x2100	EPPC80T_	€ 1.972,00	EPPC80M_	€ 2.136,00	EPPC80R_	€ 2.372,00
800x2200÷2500	EPPC	€ 2.205,00	EPPC	€ 2.368,00	EPPC	€ 2.605,00
800x2600	EPPC	€ 2.647,00	EPPC	€ 2.841,00	EPPC	€ 3.126,00
900x2000	EPPC901T_	€ 2.043,00	EPPC901M_	€ 2.211,00	EPPC901R_	€ 2.456,00
900x2100	EPPC90T_	€ 2.043,00	EPPC90M_	€ 2.211,00	EPPC90R_	€ 2.456,00
900x2200÷2500	EPPC	€ 2.276,00	EPPC	€ 2.443,00	EPPC	€ 2.689,00
900x2600	EPPC	€ 2.731,00	EPPC	€ 2.932,00	EPPC	€ 3.227,00
1000x2000	EPPC1001T_	€ 2.109,00	EPPC1001M_	€ 2.281,00	EPPC1001R_	€ 2.536,00
1000x2100	EPPC100T_	€ 2.109,00	EPPC100M_	€ 2.281,00	EPPC100R_	€ 2.536,00
1000x2200÷2500	EPPC	€ 2.342,00	EPPC	€ 2.514,00	EPPC	€ 2.768,00
1000x2600	EPPC	€ 2.810,00	EPPC	€ 3.017,00	EPPC	€ 3.322,00
1100x2000	EPPC	€ 3.037,00	EPPC	€ 3.286,00	EPPC	€ 3.651,00
1100x2100	EPPC	€ 3.037,00	EPPC	€ 3.286,00	EPPC	€ 3.651,00
1100x2200÷2500	EPPC	€ 3.528,00	EPPC	€ 3.777,00	EPPC	€ 4.142,00
1100x2600	EPPC	€ 4.234,00	EPPC	€ 4.532,00	EPPC	€ 4.971,00
1200x2000	EPPC	€ 3.611,00	EPPC	€ 3.856,00	EPPC	€ 4.285,00
1200x2100	EPPC	€ 3.611,00	EPPC	€ 3.856,00	EPPC	€ 4.285,00
1200x2200÷2500	EPPC	€ 4.056,00	EPPC	€ 4.347,00	EPPC	€ 4.776,00
1200x2600	EPPC	€ 4.866,00	EPPC	€ 5.217,00	EPPC	€ 5.731,00

DOOR OPENING SCHEME

- When placing an order always specify the opening side (Left or Right) and the radius.



TECHNICAL

- To identify the code specify (R) the radius **10=R 1000 mm; 12=R 1200 mm; 13=R 1300 mm; 15=R 1500 mm; 17=R 1700 mm; 18=R 1800 mm; 20=R 2000 mm;**
Ex: 600x2000 mm R=1000 mm Raw Tanganyika = code: EPPC601T**10**
- For non standard radius please ask for feasibility

LOGISTICS

- Production time: 45 working days
- Supplied in 1 box

DOORS KIT - ECLISSE CLASSIC

ECLISSE CIRCULAR SINGLE

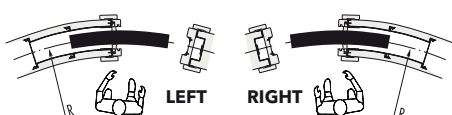
Single curved sliding door panel with lock hole, jambs and architraves for models with standard radius (1000-1200-1300-1500-1700-1800-2000 mm)

CIRCULAR SINGLE DOORS - CLASSIC COLLECTION

BEECH		CHERRY		DARK WALNUT		WENGE	
CODE	PRICE	CODE	PRICE	CODE	PRICE	CODE	PRICE
EPPC601F_	€ 2.214,00	EPPC601C_	€ 2.214,00	EPPC601NS_	€ 2.769,00	EPPC601W_	€ 2.769,00
EPPC60F_	€ 2.214,00	EPPC60C_	€ 2.214,00	EPPC60NS_	€ 2.769,00	EPPC60W_	€ 2.769,00
EPPC	€ 2.447,00	EPPC	€ 2.447,00	EPPC	€ 3.000,00	EPPC	€ 3.000,00
EPPC	€ 2.937,00	EPPC	€ 2.937,00	EPPC	€ 3.601,00	EPPC	€ 3.601,00
EPPC701F_	€ 2.294,00	EPPC701C_	€ 2.294,00	EPPC701NS_	€ 2.867,00	EPPC701W_	€ 2.867,00
EPPC70F_	€ 2.294,00	EPPC70C_	€ 2.294,00	EPPC70NS_	€ 2.867,00	EPPC70W_	€ 2.867,00
EPPC	€ 2.527,00	EPPC	€ 2.527,00	EPPC	€ 3.099,00	EPPC	€ 3.099,00
EPPC	€ 3.032,00	EPPC	€ 3.032,00	EPPC	€ 3.720,00	EPPC	€ 3.720,00
EPPC801F_	€ 2.372,00	EPPC801C_	€ 2.372,00	EPPC801NS_	€ 2.966,00	EPPC801W_	€ 2.966,00
EPPC80F_	€ 2.372,00	EPPC80C_	€ 2.372,00	EPPC80NS_	€ 2.966,00	EPPC80W_	€ 2.966,00
EPPC	€ 2.605,00	EPPC	€ 2.605,00	EPPC	€ 3.199,00	EPPC	€ 3.199,00
EPPC	€ 3.126,00	EPPC	€ 3.126,00	EPPC	€ 3.838,00	EPPC	€ 3.838,00
EPPC901F_	€ 2.456,00	EPPC901C_	€ 2.456,00	EPPC901NS_	€ 3.070,00	EPPC901W_	€ 3.070,00
EPPC90F_	€ 2.456,00	EPPC90C_	€ 2.456,00	EPPC90NS_	€ 3.070,00	EPPC90W_	€ 3.070,00
EPPC	€ 2.689,00	EPPC	€ 2.689,00	EPPC	€ 3.303,00	EPPC	€ 3.303,00
EPPC	€ 3.227,00	EPPC	€ 3.227,00	EPPC	€ 3.964,00	EPPC	€ 3.964,00
EPPC1001F_	€ 2.536,00	EPPC1001C_	€ 2.536,00	EPPC1001NS_	€ 3.170,00	EPPC1001W_	€ 3.170,00
EPPC100F_	€ 2.536,00	EPPC100C_	€ 2.536,00	EPPC100NS_	€ 3.170,00	EPPC100W_	€ 3.170,00
EPPC	€ 2.768,00	EPPC	€ 2.768,00	EPPC	€ 3.401,00	EPPC	€ 3.401,00
EPPC	€ 3.322,00	EPPC	€ 3.322,00	EPPC	€ 4.082,00	EPPC	€ 4.082,00
EPPC	€ 3.651,00	EPPC	€ 3.651,00	EPPC	€ 4.564,00	EPPC	€ 4.564,00
EPPC	€ 3.651,00	EPPC	€ 3.651,00	EPPC	€ 4.564,00	EPPC	€ 4.564,00
EPPC	€ 4.142,00	EPPC	€ 4.142,00	EPPC	€ 5.055,00	EPPC	€ 5.055,00
EPPC	€ 4.971,00	EPPC	€ 4.971,00	EPPC	€ 6.066,00	EPPC	€ 6.066,00
EPPC	€ 4.285,00	EPPC	€ 4.285,00	EPPC	€ 5.356,00	EPPC	€ 5.356,00
EPPC	€ 4.285,00	EPPC	€ 4.285,00	EPPC	€ 5.356,00	EPPC	€ 5.356,00
EPPC	€ 4.776,00	EPPC	€ 4.776,00	EPPC	€ 5.846,00	EPPC	€ 5.846,00
EPPC	€ 5.731,00	EPPC	€ 5.731,00	EPPC	€ 7.016,00	EPPC	€ 7.016,00

DOOR OPENING SCHEME

- ▶ When placing an order always specify the opening side (Left or Right) and the radius.



TECHNICAL

- ▶ To identify the code specify (R) the radius **10=R 1000 mm; 12=R 1200 mm; 13=R 1300 mm; 15=R 1500 mm; 17=R 1700 mm; 18=R 1800 mm; 20=R 2000 mm;**
Ex: 600x2000 mm R=1000 mm Raw Tanganyika = code: EPPC601T**10**
- ▶ For non standard radius please ask for feasibility

LOGISTICS

- ▶ Production time: 45 working days
- ▶ Supplied in 1 box

DOORS KIT - ECLISSE CLASSIC

ECLISSE CIRCULAR DOUBLE

Double curved sliding door panel with lock hole, jambs and architraves for models with standard radius (1000-1200-1300-1500-1700-1800-2000 mm)

CIRCULAR DOUBLE DOORS - CLASSIC COLLECTION						
	RAW TANGANYIKA		MAHOAGANY		OAK	
PASSAGE SIZE LxH mm	CODE	PRICE	CODE	PRICE	CODE	PRICE
600+600x2000	EPPC1201T_	€ 3.639,00	EPPC1201M_	€ 3.903,00	EPPC1201R_	€ 4.332,00
600+600x2100	EPPC120T_	€ 3.639,00	EPPC120M_	€ 3.903,00	EPPC120R_	€ 4.332,00
600+600x2200÷2500	EPPC	€ 3.872,00	EPPC	€ 4.135,00	EPPC	€ 4.564,00
600+600x2600	EPPC	€ 4.646,00	EPPC	€ 4.963,00	EPPC	€ 5.477,00
700+700x2000	EPPC1401T_	€ 3.769,00	EPPC1401M_	€ 4.026,00	EPPC1401R_	€ 4.471,00
700+700x2100	EPPC140T_	€ 3.769,00	EPPC140M_	€ 4.026,00	EPPC140R_	€ 4.471,00
700+700x2200÷2500	EPPC	€ 4.001,00	EPPC	€ 4.259,00	EPPC	€ 4.704,00
700+700x2600	EPPC	€ 4.801,00	EPPC	€ 5.112,00	EPPC	€ 5.645,00
800+800x2000	EPPC1601T_	€ 3.882,00	EPPC1601M_	€ 4.161,00	EPPC1601R_	€ 4.611,00
800+800x2100	EPPC160T_	€ 3.882,00	EPPC160M_	€ 4.161,00	EPPC160R_	€ 4.611,00
800+800x2200÷2500	EPPC	€ 4.115,00	EPPC	€ 4.394,00	EPPC	€ 4.844,00
800+800x2600	EPPC	€ 4.938,00	EPPC	€ 5.273,00	EPPC	€ 5.813,00
900+900x2000	EPPC1801T_	€ 4.001,00	EPPC1801M_	€ 4.281,00	EPPC1801R_	€ 4.756,00
900+900x2100	EPPC180T_	€ 4.001,00	EPPC180M_	€ 4.281,00	EPPC180R_	€ 4.756,00
900+900x2200÷2500	EPPC	€ 4.234,00	EPPC	€ 4.512,00	EPPC	€ 4.988,00
900+900x2600	EPPC	€ 5.050,00	EPPC	€ 5.415,00	EPPC	€ 5.986,00
1000+1000x2000	EPPC2001T_	€ 4.115,00	EPPC2001M_	€ 4.404,00	EPPC2001R_	€ 4.896,00
1000+1000x2100	EPPC200T_	€ 4.115,00	EPPC200M_	€ 4.404,00	EPPC200R_	€ 4.896,00
1000+1000x2200÷2500	EPPC	€ 4.348,00	EPPC	€ 4.637,00	EPPC	€ 5.127,00
1000+1000x2600	EPPC	€ 5.217,00	EPPC	€ 5.564,00	EPPC	€ 6.153,00
1100+1100x2000	EPPC	€ 5.865,00	EPPC	€ 6.275,00	EPPC	€ 5.811,00
1100+1100x2100	EPPC	€ 5.865,00	EPPC	€ 6.275,00	EPPC	€ 5.811,00
1100+1100x2200÷2500	EPPC	€ 6.356,00	EPPC	€ 6.766,00	EPPC	€ 6.275,00
1100+1100x2600	EPPC	€ 7.627,00	EPPC	€ 8.120,00	EPPC	€ 7.531,00
1200+1200x2000	EPPC	€ 6.884,00	EPPC	€ 7.365,00	EPPC	€ 8.183,00
1200+1200x2100	EPPC	€ 6.884,00	EPPC	€ 7.365,00	EPPC	€ 8.183,00
1200+1200x2200÷2500	EPPC	€ 7.374,00	EPPC	€ 7.856,00	EPPC	€ 8.674,00
1200+1200x2600	EPPC	€ 8.849,00	EPPC	€ 9.427,00	EPPC	€ 10.408,00

TECHNICAL

- ▶ To identify the code specify () the radius **10**=R 1000 mm; **12**=R 1200 mm; **13**=R 1300 mm; **15**=R 1500 mm; **17**=R 1700 mm; **18**=R 1800 mm; **20**=R 2000 mm; Ex: 600x2000 mm
R=1000 mm Raw Tanganyika = code: EPPC1201T**10**
- ▶ For non standard radius please ask for feasibility

LOGISTICS

- ▶ Production time: 45 working days
- ▶ Supplied in 1 box

DOORS KIT - ECLISSE CLASSIC

ECLISSE CIRCULAR DOUBLE

Double curved sliding door panel with lock hole, jambs and architraves for models with standard radius (1000-1200-1300-1500-1700-1800-2000 mm)

CIRCULAR DOUBLE DOORS - CLASSIC COLLECTION							
BEECH		CHERRY		DARK WALNUT		WENGE	
CODE	PRICE	CODE	PRICE	CODE	PRICE	CODE	PRICE
EPPC1201F_	€ 4.332,00	EPPC1201C_	€ 4.332,00	EPPC1201NS_	€ 5.417,00	EPPC1201W_	€ 5.417,00
EPPC120F_	€ 4.332,00	EPPC120C_	€ 4.332,00	EPPC120NS_	€ 5.417,00	EPPC120W_	€ 5.417,00
EPPC	€ 4.564,00	EPPC	€ 4.564,00	EPPC	€ 5.650,00	EPPC	€ 5.650,00
EPPC	€ 5.477,00	EPPC	€ 5.477,00	EPPC	€ 6.780,00	EPPC	€ 6.780,00
EPPC1401F_	€ 4.471,00	EPPC1401C_	€ 4.471,00	EPPC1401NS_	€ 5.588,00	EPPC1401W_	€ 5.588,00
EPPC140F_	€ 4.471,00	EPPC140C_	€ 4.471,00	EPPC140NS_	€ 5.588,00	EPPC140W_	€ 5.588,00
EPPC	€ 4.704,00	EPPC	€ 4.704,00	EPPC	€ 5.821,00	EPPC	€ 5.821,00
EPPC	€ 5.645,00	EPPC	€ 5.645,00	EPPC	€ 6.984,00	EPPC	€ 6.984,00
EPPC1601F_	€ 4.611,00	EPPC1601C_	€ 4.611,00	EPPC1601NS_	€ 5.764,00	EPPC1601W_	€ 5.764,00
EPPC160F_	€ 4.611,00	EPPC160C_	€ 4.611,00	EPPC160NS_	€ 5.764,00	EPPC160W_	€ 5.764,00
EPPC	€ 4.844,00	EPPC	€ 4.844,00	EPPC	€ 5.996,00	EPPC	€ 5.996,00
EPPC	€ 5.813,00	EPPC	€ 5.813,00	EPPC	€ 7.196,00	EPPC	€ 7.196,00
EPPC1801F_	€ 4.756,00	EPPC1801C_	€ 4.756,00	EPPC1801NS_	€ 5.945,00	EPPC1801W_	€ 5.945,00
EPPC180F_	€ 4.756,00	EPPC180C_	€ 4.756,00	EPPC180NS_	€ 5.945,00	EPPC180W_	€ 5.945,00
EPPC	€ 4.988,00	EPPC	€ 4.988,00	EPPC	€ 6.177,00	EPPC	€ 6.177,00
EPPC	€ 5.986,00	EPPC	€ 5.986,00	EPPC	€ 7.412,00	EPPC	€ 7.412,00
EPPC2001F_	€ 4.896,00	EPPC2001C_	€ 4.896,00	EPPC2001NS_	€ 6.115,00	EPPC2001W_	€ 6.115,00
EPPC200F_	€ 4.896,00	EPPC200C_	€ 4.896,00	EPPC200NS_	€ 6.115,00	EPPC200W_	€ 6.115,00
EPPC	€ 5.127,00	EPPC	€ 5.127,00	EPPC	€ 6.348,00	EPPC	€ 6.348,00
EPPC	€ 6.153,00	EPPC	€ 6.153,00	EPPC	€ 7.617,00	EPPC	€ 7.617,00
EPPC	€ 5.811,00	EPPC	€ 5.811,00	EPPC	€ 8.716,00	EPPC	€ 8.716,00
EPPC	€ 5.811,00	EPPC	€ 5.811,00	EPPC	€ 8.716,00	EPPC	€ 8.716,00
EPPC	€ 6.275,00	EPPC	€ 6.275,00	EPPC	€ 9.206,00	EPPC	€ 9.206,00
EPPC	€ 7.531,00	EPPC	€ 7.531,00	EPPC	€ 11.048,00	EPPC	€ 11.048,00
EPPC	€ 8.183,00	EPPC	€ 8.183,00	EPPC	€ 10.229,00	EPPC	€ 10.229,00
EPPC	€ 8.183,00	EPPC	€ 8.183,00	EPPC	€ 10.229,00	EPPC	€ 10.229,00
EPPC	€ 8.674,00	EPPC	€ 8.674,00	EPPC	€ 10.720,00	EPPC	€ 10.720,00
EPPC	€ 10.408,00	EPPC	€ 10.408,00	EPPC	€ 12.863,00	EPPC	€ 12.863,00

TECHNICAL

- ▶ To identify the code specify (R) the radius **10**=R 1000 mm; **12**=R 1200 mm; **13**=R 1300 mm; **15**=R 1500 mm; **17**=R 1700 mm; **18**=R 1800 mm; **20**=R 2000 mm; Ex: 600x2000 mm
R=1000 mm Raw Tanganyika = code: EPPC1201T**10**
- ▶ For non standard radius please ask for feasibility

LOGISTICS

- ▶ Production time: 45 working days
- ▶ Supplied in 1 box

DOORS - ECLISSE CLASSIC


ECLISSE NOVANTA

Door for ECLISSE Novanta model with lock hole

NOVANTA DOORS - CLASSIC COLLECTION						
PASSAGE SIZE LxH mm	LAMINATE MATT WHITE			RAW TANGANYIKA		
	CODE		PRICE	CODE		PRICE
	Left Opening	Right Opening		Left Opening	Right Opening	
600x2000	EPB601L	EPB601R	€ 842,00	EPN601L	EPN601R	€ 1.240,00
600x2100	EPB60L	EPB60R	€ 842,00	EPN60L	EPN60R	€ 1.240,00
700x2000	EPB701L	EPB701R	€ 842,00	EPN701L	EPN701R	€ 1.240,00
700x2100	EPB70L	EPB70R	€ 842,00	EPN70L	EPN70R	€ 1.240,00
800x2000	EPB801L	EPB801R	€ 842,00	EPN801L	EPN801R	€ 1.240,00
800x2100	EPB80L	EPB80R	€ 842,00	EPN80L	EPN80R	€ 1.240,00
900x2000	EPB901L	EPB901R	€ 842,00	EPN901L	EPN901R	€ 1.240,00
900x2100	EPB90L	EPB90R	€ 842,00	EPN90L	EPN90R	€ 1.240,00
1000x2000	EPB1001L	EPB1001R	€ 901,00	EPN1001L	EPN1001R	€ 1.240,00
1000x2100	EPB100L	EPB100R	€ 901,00	EPN100L	EPN100R	€ 1.240,00

DOOR OPENING SCHEME

- ▶ When ordering the door panel, please specify the opening (Left or Right)



LOGISTICS

- ▶ Production time: 45 working days
- ▶ Laminate Matt White supplied in 1 box
- ▶ Raw Tanganyika supplied in 1 box

JAMBS AND ARCHITRAVES

GLASS DOOR - CLASSIC COLLECTION

Complete jambs set with gaskets, brushes and telescopic L-shaped architraves

JAMBS AND ARCHITRAVES - CLASSIC COLLECTION

SINGLE DOOR		LAMINATE MATT WHITE	
WALL THICKNESS	PASSAGE SIZE LxH mm	CODE	PRICE
100 mm	1000x2100	ESTPVC100ASB	€ 368,00
108 mm	1000x2100	ESTPV100ASB	€ 368,00
125 mm	1000x2100	ESTPV125ASB	€ 386,00
150 mm	1000x2100	ESTPV150ASB	€ 428,00
DOUBLE DOOR		LAMINATE MATT WHITE	
WALL THICKNESS	PASSAGE SIZE LxH mm	CODE	PRICE
100 mm	1000+1000x2100	ESTPVC200DB	€ 465,00
108 mm	1000+1000x2100	ESTPV200DB	€ 465,00
125 mm	1000+1000x2100	ESTPV125DB	€ 491,00
150 mm	1000+1000x2100	ESTPV150DB	€ 576,00

JAMBS AND ARCHITRAVES - CLASSIC COLLECTION

SINGLE DOOR		RAW TANGANYIKA	
WALL THICKNESS	PASSAGE SIZE LxH mm	CODE	PRICE
100 mm	1000x2100	ESTPVC100ASNT	€ 288,00
	1200x2700	ESTPVCFMNT	€ 480,00
108 mm	1000x2100	ESTPV100ASNT	€ 288,00
	1200x2700	ESTPVFMNT	€ 480,00
125 mm	1000x2100	ESTPV125ASNT	€ 358,00
	1200x2700	ESTPV125FMNT	€ 544,00
150 mm	1000x2100	ESTPV150ASNT	€ 445,00
	1200x2700	ESTPV150FMNT	€ 893,00
DOUBLE DOOR		RAW TANGANYIKA	
WALL THICKNESS	PASSAGE SIZE LxH mm	CODE	PRICE
100 mm	1000+1000x2100	ESTPVC200DNT	€ 372,00
	1200+1200x2700	ESTPVC260DNT	€ 504,00
108 mm	1000+1000x2100	ESTPV200DNT	€ 372,00
	1200+1200x2700	ESTPV260DNT	€ 504,00
125 mm	1000+1000x2100	ESTPV125DNT	€ 465,00
	1200+1200x2700	ESTPV125DNTFM	€ 597,00
150 mm	1000+1000x2100	ESTPV150DNT	€ 570,00
	1200+1200x2700	ESTPV150DNTFM	€ 917,00

LOGISTICS

- ▶ Production time: 45 working days
- ▶ Supplied in 1 box

DOORS - ECLISSE CLASSIC

GLASS DOORS

Sliding glass door including standard fused glass handle, brackets and door guide

	TRANSPARENT BASE			
	WITHOUT DECORATION		WITH SANDBLASTED DECORATION	
PASSAGE SIZE LxH mm	CODE	PRICE	CODE	PRICE
600x2000	EPVT060A	€ 1.162,00	EPVTS060A	€ 1.383,00
600x2100	EPVT060B	€ 1.162,00	EPVTS060B	€ 1.383,00
600x2200÷2300	EPVTFM	€ 1.186,00	EPVTSFM	€ 1.461,00
600x2400÷2500	EPVTFM	€ 1.230,00	EPVTSFM	€ 1.505,00
600x2600÷2700	EPVTFM	€ 1.315,00	EPVTSFM	€ 1.610,00
700x2000	EPVT070A	€ 1.174,00	EPVTS070A	€ 1.396,00
700x2100	EPVT070B	€ 1.174,00	EPVTS070B	€ 1.396,00
700x2200÷2300	EPVTFM	€ 1.201,00	EPVTSFM	€ 1.474,00
700x2400÷2500	EPVTFM	€ 1.254,00	EPVTSFM	€ 1.530,00
700x2600÷2700	EPVTFM	€ 1.342,00	EPVTSFM	€ 1.637,00
800x2000	EPVT080A	€ 1.185,00	EPVTS080A	€ 1.408,00
800x2100	EPVT080B	€ 1.185,00	EPVTS080B	€ 1.408,00
800x2200÷2300	EPVTFM	€ 1.218,00	EPVTSFM	€ 1.492,00
800x2400÷2500	EPVTFM	€ 1.278,00	EPVTSFM	€ 1.555,00
800x2600÷2700	EPVTFM	€ 1.378,00	EPVTSFM	€ 1.663,00
900x2000	EPVT090A	€ 1.198,00	EPVTS090A	€ 1.420,00
900x2100	EPVT090B	€ 1.198,00	EPVTS090B	€ 1.420,00
900x2200÷2300	EPVTFM	€ 1.232,00	EPVTSFM	€ 1.507,00
900x2400÷2500	EPVTFM	€ 1.300,00	EPVTSFM	€ 1.576,00
900x2600÷2700	EPVTFM	€ 1.392,00	EPVTSFM	€ 1.688,00
1000x2000	EPVT100A	€ 1.209,00	EPVTS100A	€ 1.432,00
1000x2100	EPVT100B	€ 1.209,00	EPVTS100B	€ 1.432,00
1000x2200÷2300	EPVTFM	€ 1.249,00	EPVTSFM	€ 1.523,00
1000x2400÷2500	EPVTFM	€ 1.325,00	EPVTSFM	€ 1.602,00
1000x2600÷2700	EPVTFM	€ 1.417,00	EPVTSFM	€ 1.714,00
1100x2000	EPVT110A	€ 1.222,00	EPVTS110A	€ 1.445,00
1100x2100	EPVT110B	€ 1.222,00	EPVTS110B	€ 1.445,00
1100x2200÷2300	EPVTFM	€ 1.269,00	EPVTSFM	€ 1.543,00
1100x2400÷2500	EPVTFM	€ 1.359,00	EPVTSFM	€ 1.637,00
1100x2600÷2700	EPVTFM	€ 1.453,00	EPVTSFM	€ 1.751,00
1200x2000	EPVT120A	€ 1.222,00	EPVTS120A	€ 1.445,00
1200x2100	EPVT120B	€ 1.222,00	EPVTS120B	€ 1.445,00
1200x2200÷2300	EPVTFM	€ 1.269,00	EPVTSFM	€ 1.543,00
1200x2400÷2500	EPVTFM	€ 1.359,00	EPVTSFM	€ 1.637,00
1200x2600÷2700	EPVTFM	€ 1.453,00	EPVTSFM	€ 1.751,00

TECHNICAL

- ▶ **N.B.:** please pay attention because the handle may eventually overlap with the glass decoration
- ▶ For double door: double the price


LOGISTICS

- ▶ Production time: 30 working days
- ▶ Supplied in 1 box

DOORS - ECLISSE CLASSIC

GLASS DOORS

Sliding glass door including standard fused glass handle, brackets and door guide

	EXTRA CLEAR TRANSPARENT BASE			
	WITHOUT DECORATION		WITH SANDBLASTED DECORATION	
PASSAGE SIZE LxH mm	CODE	PRICE	CODE	PRICE
600x2000	EPVTE060A	€ 1.395,00	EPVTES060A	€ 1.661,00
600x2100	EPVTE060B	€ 1.395,00	EPVTES060B	€ 1.661,00
600x2200÷2300	EPVTEFM	€ 1.424,00	EPVTESFM	€ 1.752,00
600x2400÷2500	EPVTEFM	€ 1.476,00	EPVTESFM	€ 1.805,00
600x2600÷2700	EPVTEFM	€ 1.578,00	EPVTESFM	€ 1.932,00
700x2000	EPVTE070A	€ 1.409,00	EPVTES070A	€ 1.675,00
700x2100	EPVTE070B	€ 1.409,00	EPVTES070B	€ 1.675,00
700x2200÷2300	EPVTEFM	€ 1.442,00	EPVTESFM	€ 1.770,00
700x2400÷2500	EPVTEFM	€ 1.505,00	EPVTESFM	€ 1.835,00
700x2600÷2700	EPVTEFM	€ 1.610,00	EPVTESFM	€ 1.963,00
800x2000	EPVTE080A	€ 1.423,00	EPVTES080A	€ 1.690,00
800x2100	EPVTE080B	€ 1.423,00	EPVTES080B	€ 1.690,00
800x2200÷2300	EPVTEFM	€ 1.462,00	EPVTESFM	€ 1.790,00
800x2400÷2500	EPVTEFM	€ 1.535,00	EPVTESFM	€ 1.866,00
800x2600÷2700	EPVTEFM	€ 1.654,00	EPVTESFM	€ 1.996,00
900x2000	EPVTE090A	€ 1.437,00	EPVTES090A	€ 1.704,00
900x2100	EPVTE090B	€ 1.437,00	EPVTES090B	€ 1.704,00
900x2200÷2300	EPVTEFM	€ 1.478,00	EPVTESFM	€ 1.808,00
900x2400÷2500	EPVTEFM	€ 1.560,00	EPVTESFM	€ 1.891,00
900x2600÷2700	EPVTEFM	€ 1.670,00	EPVTESFM	€ 2.025,00
1000x2000	EPVTE100A	€ 1.451,00	EPVTES100A	€ 1.718,00
1000x2100	EPVTE100B	€ 1.451,00	EPVTES100B	€ 1.718,00
1000x2200÷2300	EPVTEFM	€ 1.498,00	EPVTESFM	€ 1.829,00
1000x2400÷2500	EPVTEFM	€ 1.489,00	EPVTESFM	€ 1.922,00
1000x2600÷2700	EPVTEFM	€ 1.700,00	EPVTESFM	€ 2.056,00
1100x2000	EPVTE110A	€ 1.467,00	EPVTES110A	€ 1.734,00
1100x2100	EPVTE110B	€ 1.467,00	EPVTES110B	€ 1.734,00
1100x2200÷2300	EPVTEFM	€ 1.522,00	EPVTESFM	€ 1.852,00
1100x2400÷2500	EPVTEFM	€ 1.630,00	EPVTESFM	€ 1.963,00
1100x2600÷2700	EPVTEFM	€ 1.744,00	EPVTESFM	€ 2.101,00
1200x2000	EPVTE120A	€ 1.467,00	EPVTES120A	€ 1.734,00
1200x2100	EPVTE120B	€ 1.467,00	EPVTES120B	€ 1.734,00
1200x2200÷2300	EPVTEFM	€ 1.522,00	EPVTESFM	€ 1.852,00
1200x2400÷2500	EPVTEFM	€ 1.630,00	EPVTESFM	€ 1.963,00
1200x2600÷2700	EPVTEFM	€ 1.744,00	EPVTESFM	€ 2.101,00

TECHNICAL

- ▶ **N.B.:** please pay attention because the handle may eventually overlap with the glass decoration
- ▶ For double door: double the price

LOGISTICS

- ▶ Production time: 30 working days
- ▶ Supplied in 1 box

DOORS - ECLISSE CLASSIC

GLASS DOORS

Sliding glass door including standard fused glass handle, brackets and door guide

ECLISSE	SATIN BASE			
	WITHOUT DECORATION		WITH SANDBLASTED DECORATION	
PASSAGE SIZE LxH mm	CODE	PRICE	CODE	PRICE
600x2000	EPVS060A	€ 1.271,00	EPVSS060A	€ 1.495,00
600x2100	EPVS060B	€ 1.271,00	EPVSS060B	€ 1.495,00
600x2200÷2300	EPVSFM	€ 1.310,00	EPVSSFM	€ 1.586,00
600x2400÷2500	EPVSFM	€ 1.380,00	EPVSSFM	€ 1.659,00
600x2600÷2700	EPVSFM	€ 1.476,00	EPVSSFM	€ 1.774,00
700x2000	EPVS070A	€ 1.283,00	EPVSS070A	€ 1.507,00
700x2100	EPVS070B	€ 1.283,00	EPVSS070B	€ 1.507,00
700x2200÷2300	EPVSFM	€ 1.326,00	EPVSSFM	€ 1.603,00
700x2400÷2500	EPVSFM	€ 1.411,00	EPVSSFM	€ 1.690,00
700x2600÷2700	EPVSFM	€ 1.511,00	EPVSSFM	€ 1.808,00
800x2000	EPVS080A	€ 1.294,00	EPVSS080A	€ 1.520,00
800x2100	EPVS080B	€ 1.294,00	EPVSS080B	€ 1.520,00
800x2200÷2300	EPVSFM	€ 1.345,00	EPVSSFM	€ 1.623,00
800x2400÷2500	EPVSFM	€ 1.443,00	EPVSSFM	€ 1.723,00
800x2600÷2700	EPVSFM	€ 1.543,00	EPVSSFM	€ 1.843,00
900x2000	EPVS090A	€ 1.307,00	EPVSS090A	€ 1.531,00
900x2100	EPVS090B	€ 1.307,00	EPVSS090B	€ 1.531,00
900x2200÷2300	EPVSFM	€ 1.361,00	EPVSSFM	€ 1.639,00
900x2400÷2500	EPVSFM	€ 1.470,00	EPVSSFM	€ 1.751,00
900x2600÷2700	EPVSFM	€ 1.574,00	EPVSSFM	€ 1.873,00
1000x2000	EPVS100A	€ 1.319,00	EPVSS100A	€ 1.543,00
1000x2100	EPVS100B	€ 1.319,00	EPVSS100B	€ 1.543,00
1000x2200÷2300	EPVSFM	€ 1.381,00	EPVSSFM	€ 1.660,00
1000x2400÷2500	EPVSFM	€ 1.503,00	EPVSSFM	€ 1.783,00
1000x2600÷2700	EPVSFM	€ 1.607,00	EPVSSFM	€ 1.908,00
1100x2000	EPVS110A	€ 1.331,00	EPVSS110A	€ 1.556,00
1100x2100	EPVS110B	€ 1.331,00	EPVSS110B	€ 1.556,00
1100x2200÷2300	EPVSFM	€ 1.405,00	EPVSSFM	€ 1.684,00
1100x2400÷2500	EPVSFM	€ 1.550,00	EPVSSFM	€ 1.830,00
1100x2600÷2700	EPVSFM	€ 1.657,00	EPVSSFM	€ 1.959,00
1200x2000	EPVS120A	€ 1.331,00	EPVSS120A	€ 1.556,00
1200x2100	EPVS120B	€ 1.331,00	EPVSS120B	€ 1.556,00
1200x2200÷2300	EPVSFM	€ 1.405,00	EPVSSFM	€ 1.684,00
1200x2400÷2500	EPVSFM	€ 1.550,00	EPVSSFM	€ 1.831,00
1200x2600÷2700	EPVSFM	€ 1.657,00	EPVSSFM	€ 1.959,00

TECHNICAL

- ▶ **N.B.:** please pay attention because the handle may eventually overlap with the glass decoration
- ▶ For double door: double the price


LOGISTICS

- ▶ Production time: 30 working days
- ▶ Supplied in 1 box

DOORS - ECLISSE CLASSIC

GLASS DOORS

Sliding glass door including standard fused glass handle, brackets and door guide

	EXTRA CLEAR SATIN BASE			
	WITHOUT DECORATION		WITH SANDBLASTED DECORATION	
PASSAGE SIZE LxH mm	CODE	PRICE	CODE	PRICE
600x2000	EPVSE060A	€ 1.525,00	EPVSES060A	€ 1.795,00
600x2100	EPVSE060B	€ 1.525,00	EPVSES060B	€ 1.795,00
600x2200÷2300	EPVSEFM	€ 1.352,00	EPVSESFM	€ 1.904,00
600x2400÷2500	EPVSEFM	€ 1.656,00	EPVSESFM	€ 1.990,00
600x2600÷2700	EPVSEFM	€ 1.771,00	EPVSESFM	€ 2.130,00
700x2000	EPVSE070A	€ 1.538,00	EPVSES070A	€ 1.808,00
700x2100	EPVSE070B	€ 1.538,00	EPVSES070B	€ 1.808,00
700x2200÷2300	EPVSEFM	€ 1.590,00	EPVSESFM	€ 1.923,00
700x2400÷2500	EPVSEFM	€ 1.694,00	EPVSESFM	€ 2.028,00
700x2600÷2700	EPVSEFM	€ 1.812,00	EPVSESFM	€ 2.171,00
800x2000	EPVSE080A	€ 1.554,00	EPVSES080A	€ 1.824,00
800x2100	EPVSE080B	€ 1.554,00	EPVSES080B	€ 1.824,00
800x2200÷2300	EPVSEFM	€ 1.615,00	EPVSESFM	€ 1.948,00
800x2400÷2500	EPVSEFM	€ 1.731,00	EPVSESFM	€ 2.068,00
800x2600÷2700	EPVSEFM	€ 1.852,00	EPVSESFM	€ 2.211,00
900x2000	EPVSE090A	€ 1.568,00	EPVSES090A	€ 1.837,00
900x2100	EPVSE090B	€ 1.568,00	EPVSES090B	€ 1.837,00
900x2200÷2300	EPVSEFM	€ 1.633,00	EPVSESFM	€ 1.965,00
900x2400÷2500	EPVSEFM	€ 1.764,00	EPVSESFM	€ 2.101,00
900x2600÷2700	EPVSEFM	€ 1.889,00	EPVSESFM	€ 2.248,00
1000x2000	EPVSE100A	€ 1.583,00	EPVSES100A	€ 1.852,00
1000x2100	EPVSE100B	€ 1.583,00	EPVSES100B	€ 1.852,00
1000x2200÷2300	EPVSEFM	€ 1.657,00	EPVSESFM	€ 1.991,00
1000x2400÷2500	EPVSEFM	€ 1.803,00	EPVSESFM	€ 2.139,00
1000x2600÷2700	EPVSEFM	€ 1.929,00	EPVSESFM	€ 2.290,00
1100x2000	EPVSE110A	€ 1.597,00	EPVSES110A	€ 1.868,00
1100x2100	EPVSE110B	€ 1.597,00	EPVSES110B	€ 1.868,00
1100x2200÷2300	EPVSEFM	€ 1.685,00	EPVSESFM	€ 2.021,00
1100x2400÷2500	EPVSEFM	€ 1.859,00	EPVSESFM	€ 2.197,00
1100x2600÷2700	EPVSEFM	€ 1.989,00	EPVSESFM	€ 2.351,00
1200x2000	EPVSE120A	€ 1.597,00	EPVSES120A	€ 1.868,00
1200x2100	EPVSE120B	€ 1.597,00	EPVSES120B	€ 1.868,00
1200x2200÷2300	EPVSEFM	€ 1.685,00	EPVSESFM	€ 2.021,00
1200x2400÷2500	EPVSEFM	€ 1.859,00	EPVSESFM	€ 2.197,00
1200x2600÷2700	EPVSEFM	€ 1.989,00	EPVSESFM	€ 2.351,00

TECHNICAL

- ▶ **N.B.:** please pay attention because the handle may eventually overlap with the glass decoration
- ▶ For double door: double the price

LOGISTICS

- ▶ Production time: 30 working days
- ▶ Supplied in 1 box

DOORS - ECLISSE CLASSIC

GLASS DOORS

Sliding glass door including standard fused glass handle, brackets and door guide

 ECLISSE	TRANSPARENT SMOKED BASE			
	WITHOUT DECORATION		WITH SANDBLASTED DECORATION	
PASSAGE SIZE LxH mm	CODE	PRICE	CODE	PRICE
600x2000	EPVF060A	€ 1.278,00	EPVFS060A	€ 1.526,00
600x2100	EPVF060B	€ 1.278,00	EPVFS060B	€ 1.526,00
600x2200÷2300	EPVFFM	€ 1.307,00	EPVFSFM	€ 1.611,00
600x2400÷2500	EPVFFM	€ 1.361,00	EPVFSFM	€ 1.660,00
600x2600÷2700	EPVFFM	€ 1.451,00	EPVFSFM	€ 1.778,00
700x2000	EPVF070A	€ 1.289,00	EPVFS070A	€ 1.537,00
700x2100	EPVF070B	€ 1.289,00	EPVFS070B	€ 1.537,00
700x2200÷2300	EPVFFM	€ 1.321,00	EPVFSFM	€ 1.628,00
700x2400÷2500	EPVFFM	€ 1.382,00	EPVFSFM	€ 1.685,00
700x2600÷2700	EPVFFM	€ 1.479,00	EPVFSFM	€ 1.803,00
800x2000	EPVF080A	€ 1.230,00	EPVFS080A	€ 1.554,00
800x2100	EPVF080B	€ 1.230,00	EPVFS080B	€ 1.554,00
800x2200÷2300	EPVFFM	€ 1.341,00	EPVFSFM	€ 1.646,00
800x2400÷2500	EPVFFM	€ 1.412,00	EPVFSFM	€ 1.716,00
800x2600÷2700	EPVFFM	€ 1.516,00	EPVFSFM	€ 1.834,00
900x2000	EPVF090A	€ 1.315,00	EPVFS090A	€ 1.564,00
900x2100	EPVF090B	€ 1.315,00	EPVFS090B	€ 1.564,00
900x2200÷2300	EPVFFM	€ 1.354,00	EPVFSFM	€ 1.662,00
900x2400÷2500	EPVFFM	€ 1.433,00	EPVFSFM	€ 1.736,00
900x2600÷2700	EPVFFM	€ 1.531,00	EPVFSFM	€ 1.865,00
1000x2000	EPVF100A	€ 1.330,00	EPVFS100A	€ 1.577,00
1000x2100	EPVF100B	€ 1.330,00	EPVFS100B	€ 1.577,00
1000x2200÷2300	EPVFFM	€ 1.376,00	EPVFSFM	€ 1.683,00
1000x2400÷2500	EPVFFM	€ 1.453,00	EPVFSFM	€ 1.767,00
1000x2600÷2700	EPVFFM	€ 1.556,00	EPVFSFM	€ 1.890,00
1100x2000	EPVF110A	€ 1.345,00	EPVFS110A	€ 1.595,00
1100x2100	EPVF110B	€ 1.345,00	EPVFS110B	€ 1.595,00
1100x2200÷2300	EPVFFM	€ 1.393,00	EPVFSFM	€ 1.706,00
1100x2400÷2500	EPVFFM	€ 1.495,00	EPVFSFM	€ 1.803,00
1100x2600÷2700	EPVFFM	€ 1.605,00	EPVFSFM	€ 1.931,00
1200x2000	EPVF120A	€ 1.345,00	EPVFS120A	€ 1.595,00
1200x2100	EPVF120B	€ 1.345,00	EPVFS120B	€ 1.595,00
1200x2200÷2300	EPVFFM	€ 1.393,00	EPVFSFM	€ 1.706,00
1200x2400÷2500	EPVFFM	€ 1.495,00	EPVFSFM	€ 1.803,00
1200x2600÷2700	EPVFFM	€ 1.605,00	EPVFSFM	€ 1.931,00

TECHNICAL

- ▶ **N.B.:** please pay attention because the handle may eventually overlap with the glass decoration
- ▶ For double door: double the price

LOGISTICS

- ▶ Production time: 30 working days
- ▶ Supplied in 1 box

DOORS - ECLISSE CLASSIC

GLASS DOORS

Sliding glass door including standard fused glass handle, brackets and door guide

ECLISSE	SANDBLASTED SMOKED BASE			
	WITHOUT DECORATION		WITH TRANSPARENT DECORATION	
PASSAGE SIZE LxH mm	CODE	PRICE	CODE	PRICE
600x2000	EPVSF060A	€ 1.401,00	EPVSFT060A	€ 1.649,00
600x2100	EPVSF060B	€ 1.401,00	EPVSFT060B	€ 1.649,00
600x2200÷2300	EPVSFFM	€ 1.444,00	EPVSFTFM	€ 1.755,00
600x2400÷2500	EPVSFFM	€ 1.516,00	EPVSFTFM	€ 1.829,00
600x2600÷2700	EPVSFFM	€ 1.628,00	EPVSFTFM	€ 1.962,00
700x2000	EPVSF070A	€ 1.415,00	EPVSFT070A	€ 1.667,00
700x2100	EPVSF070B	€ 1.415,00	EPVSFT070B	€ 1.667,00
700x2200÷2300	EPVSFFM	€ 1.462,00	EPVSFTFM	€ 1.767,00
700x2400÷2500	EPVSFFM	€ 1.556,00	EPVSFTFM	€ 1.870,00
700x2600÷2700	EPVSFFM	€ 1.670,00	EPVSFTFM	€ 2.003,00
800x2000	EPVSF080A	€ 1.428,00	EPVSFT080A	€ 1.679,00
800x2100	EPVSF080B	€ 1.428,00	EPVSFT080B	€ 1.679,00
800x2200÷2300	EPVSFFM	€ 1.479,00	EPVSFTFM	€ 1.787,00
800x2400÷2500	EPVSFFM	€ 1.593,00	EPVSFTFM	€ 1.906,00
800x2600÷2700	EPVSFFM	€ 1.700,00	EPVSFTFM	€ 2.034,00
900x2000	EPVSF090A	€ 1.442,00	EPVSFT090A	€ 1.693,00
900x2100	EPVSF090B	€ 1.442,00	EPVSFT090B	€ 1.693,00
900x2200÷2300	EPVSFFM	€ 1.500,00	EPVSFTFM	€ 1.813,00
900x2400÷2500	EPVSFFM	€ 1.623,00	EPVSFTFM	€ 1.931,00
900x2600÷2700	EPVSFFM	€ 1.736,00	EPVSFTFM	€ 2.070,00
1000x2000	EPVSF100A	€ 1.453,00	EPVSFT100A	€ 1.700,00
1000x2100	EPVSF100B	€ 1.453,00	EPVSFT100B	€ 1.700,00
1000x2200÷2300	EPVSFFM	€ 1.516,00	EPVSFTFM	€ 1.837,00
1000x2400÷2500	EPVSFFM	€ 1.654,00	EPVSFTFM	€ 1.973,00
1000x2600÷2700	EPVSFFM	€ 1.778,00	EPVSFTFM	€ 2.112,00
1100x2000	EPVSF110A	€ 1.464,00	EPVSFT110A	€ 1.720,00
1100x2100	EPVSF110B	€ 1.464,00	EPVSFT110B	€ 1.720,00
1100x2200÷2300	EPVSFFM	€ 1.545,00	EPVSFTFM	€ 1.860,00
1100x2400÷2500	EPVSFFM	€ 1.706,00	EPVSFTFM	€ 2.024,00
1100x2600÷2700	EPVSFFM	€ 1.834,00	EPVSFTFM	€ 2.168,00
1200x2000	EPVSF120A	€ 1.464,00	EPVSFT120A	€ 1.720,00
1200x2100	EPVSF120B	€ 1.464,00	EPVSFT120B	€ 1.720,00
1200x2200÷2300	EPVSFFM	€ 1.545,00	EPVSFTFM	€ 1.860,00
1200x2400÷2500	EPVSFFM	€ 1.706,00	EPVSFTFM	€ 2.024,00
1200x2600÷2700	EPVSFFM	€ 1.834,00	EPVSFTFM	€ 2.168,00

TECHNICAL

- ▶ **N.B.:** please pay attention because the handle may eventually overlap with the glass decoration
- ▶ For double door: double the price

LOGISTICS

- ▶ Production time: 30 working days
- ▶ Supplied in 1 box

DOORS - ECLISSE SYNTESIS

SLIDING - PRIMER-COATED - LACQUERED

PRIMER-COATED DOORS

PASSAGE SIZE mm	600		700		800		900	
HEIGHT mm	CODE	PRICE	CODE	PRICE	CODE	PRICE	CODE	PRICE
2000	EPSG060200	€ 416,00	EPSG070200	€ 416,00	EPSG080200	€ 416,00	EPSG090200	€ 461,00
2100	EPSG060210	€ 416,00	EPSG070210	€ 416,00	EPSG080210	€ 416,00	EPSG090210	€ 461,00
2200	EPSG060220	€ 557,00	EPSG070220	€ 557,00	EPSG080220	€ 557,00	EPSG090220	€ 557,00
2300	EPSG060230	€ 557,00	EPSG070230	€ 557,00	EPSG080230	€ 557,00	EPSG090230	€ 557,00
2400	EPSG060240	€ 557,00	EPSG070240	€ 557,00	EPSG080240	€ 557,00	EPSG090240	€ 557,00
2500	EPSG060250	€ 688,00	EPSG070250	€ 688,00	EPSG080250	€ 688,00	EPSG090250	€ 688,00
2600	EPSG060260	€ 779,00	EPSG070260	€ 779,00	EPSG080260	€ 779,00	EPSG090260	€ 779,00
2700	EPSG060270	€ 858,00	EPSG070270	€ 858,00	EPSG080270	€ 858,00	EPSG090270	€ 858,00
2800	EPSGFM	€ 901,00	EPSGFM	€ 901,00	EPSGFM	€ 901,00	EPSGFM	€ 901,00
2900	EPSGFM	€ 946,00	EPSGFM	€ 946,00	EPSGFM	€ 946,00	EPSGFM	€ 946,00
3000	EPSGFM	€ 993,00	EPSGFM	€ 993,00	EPSGFM	€ 993,00	EPSGFM	€ 993,00

WHITE LACQUERED RAL 9010 DOORS

PASSAGE SIZE mm	600		700		800		900	
HEIGHT mm	CODE	PRICE	CODE	PRICE	CODE	PRICE	CODE	PRICE
2000	EPSL060200	€ 711,00	EPSL070200	€ 711,00	EPSL080200	€ 711,00	EPSL090200	€ 758,00
2100	EPSL060210	€ 711,00	EPSL070210	€ 711,00	EPSL080210	€ 711,00	EPSL090210	€ 758,00
2200	EPSL060220	€ 782,00	EPSL070220	€ 782,00	EPSL080220	€ 782,00	EPSL090220	€ 782,00
2300	EPSL060230	€ 788,00	EPSL070230	€ 788,00	EPSL080230	€ 788,00	EPSL090230	€ 836,00
2400	EPSL060240	€ 788,00	EPSL070240	€ 788,00	EPSL080240	€ 788,00	EPSL090240	€ 836,00
2500	EPSL060250	€ 902,00	EPSL070250	€ 902,00	EPSL080250	€ 902,00	EPSL090250	€ 902,00
2600	EPSL060260	€ 986,00	EPSL070260	€ 986,00	EPSL080260	€ 986,00	EPSL090260	€ 986,00
2700	EPSL060270	€ 1.057,00	EPSL070270	€ 1.057,00	EPSL080270	€ 1.057,00	EPSL090270	€ 1.057,00
2800	EPSLFM	€ 1.163,00	EPSLFM	€ 1.163,00	EPSLFM	€ 1.163,00	EPSLFM	€ 1.163,00
2900	EPSLFM	€ 1.198,00	EPSLFM	€ 1.198,00	EPSLFM	€ 1.198,00	EPSLFM	€ 1.198,00
3000	EPSLFM	€ 1.246,00	EPSLFM	€ 1.246,00	EPSLFM	€ 1.246,00	EPSLFM	€ 1.246,00

WHITE LACQUERED RAL 9016 DOORS

PASSAGE SIZE mm	600		700		800		900	
HEIGHT mm	CODE	PRICE	CODE	PRICE	CODE	PRICE	CODE	PRICE
2000	EPSLFM	€ 711,00	EPSLFM	€ 711,00	EPSLFM	€ 711,00	EPSLFM	€ 758,00
2100	EPSLFM	€ 711,00	EPSLFM	€ 711,00	EPSLFM	€ 711,00	EPSLFM	€ 758,00
2200	EPSLFM	€ 782,00	EPSLFM	€ 782,00	EPSLFM	€ 782,00	EPSLFM	€ 782,00
2300	EPSLFM	€ 788,00	EPSLFM	€ 788,00	EPSLFM	€ 788,00	EPSLFM	€ 836,00
2400	EPSLFM	€ 788,00	EPSLFM	€ 788,00	EPSLFM	€ 788,00	EPSLFM	€ 836,00
2500	EPSLFM	€ 902,00	EPSLFM	€ 902,00	EPSLFM	€ 902,00	EPSLFM	€ 902,00
2600	EPSLFM	€ 986,00	EPSLFM	€ 986,00	EPSLFM	€ 986,00	EPSLFM	€ 986,00
2700	EPSLFM	€ 1.057,00	EPSLFM	€ 1.057,00	EPSLFM	€ 1.057,00	EPSLFM	€ 1.057,00
2800	EPSLFM	€ 1.163,00	EPSLFM	€ 1.163,00	EPSLFM	€ 1.163,00	EPSLFM	€ 1.163,00
2900	EPSLFM	€ 1.198,00	EPSLFM	€ 1.198,00	EPSLFM	€ 1.198,00	EPSLFM	€ 1.198,00
3000	EPSLFM	€ 1.246,00	EPSLFM	€ 1.246,00	EPSLFM	€ 1.246,00	EPSLFM	€ 1.246,00

TECHNICAL

- ▶ For other RAL lacquered colours such as greys, beiges and or soft colours, an additional 20% has to be applied to the White RAL 9010 price
- ▶ Other special RAL lacquered colours (Red, Yellow, Blue, NCS and dark colours) are available - to be quoted on request
- ▶ For H from 1000÷1999, an additional +15% has to be added to H=2000 mm price (i.e.: Primer door 800x1999 mm = 416,00 € + 15%)
- ▶ Production with customized dimensions (for prices see superior size)
- ▶ For double door: double the price

LOGISTICS

- ▶ Supplied in 1 box
- ▶ Production time:
30 working days for Primer doors;
45 working days for Lacquered doors

DOORS - ECLISSE SYNTESIS

SLIDING - PRIMER-COATED - LACQUERED

PRIMER-COATED DOORS

1000		1100		1200		1300	
CODE	PRICE	CODE	PRICE	CODE	PRICE	CODE	PRICE
EPSPG100200	€ 484,00	EPSPG110200	€ 518,00	EPSPG120200	€ 575,00	EPSPG130200	€ 859,00
EPSPG100210	€ 484,00	EPSPG110210	€ 518,00	EPSPG120210	€ 575,00	EPSPG130210	€ 875,00
EPSPG100220	€ 596,00	EPSPG110220	€ 635,00	EPSPG120220	€ 740,00	EPSPG130220	€ 891,00
EPSPG100230	€ 642,00	EPSPG110230	€ 688,00	EPSPG120230	€ 832,00	EPSPG130230	€ 907,00
EPSPG100240	€ 642,00	EPSPG110240	€ 688,00	EPSPG120240	€ 832,00	EPSPG130240	€ 961,00
EPSPG100250	€ 792,00	EPSPG110250	€ 871,00	EPSPG120250	€ 923,00	EPSPG130250	€ 1.047,00
EPSPG100260	€ 858,00	EPSPG110260	€ 923,00	EPSPG120260	€ 976,00	EPSPG130260	€ 1.283,00
EPSPG100270	€ 910,00	EPSPG110270	€ 976,00	EPSPG120270	€ 1.041,00	EPSPG130270	€ 1.304,00
EPSPGFM	€ 937,00	EPSPGFM	€ 1.005,00	EPSPGFM	€ 1.068,00	EPSPGFM	€ 1.342,00
EPSPGFM	€ 984,00	EPSPGFM	€ 1.055,00	EPSPGFM	€ 1.117,00	EPSPGFM	€ 1.369,00
EPSPGFM	€ 1.033,00	EPSPGFM	€ 1.108,00	EPSPGFM	€ 1.165,00	EPSPGFM	€ 1.390,00

WHITE LACQUERED RAL 9010 DOORS

1000		1100		1200		1300	
CODE	PRICE	CODE	PRICE	CODE	PRICE	CODE	PRICE
EPSSL100200	€ 782,00	EPSSL110200	€ 818,00	EPSSL120200	€ 878,00	EPSSL130200	€ 1.016,00
EPSSL100210	€ 782,00	EPSSL110210	€ 818,00	EPSSL120210	€ 878,00	EPSSL130210	€ 1.043,00
EPSSL100220	€ 818,00	EPSSL110220	€ 854,00	EPSSL120220	€ 950,00	EPSSL130220	€ 1.059,00
EPSSL100230	€ 866,00	EPSSL110230	€ 908,00	EPSSL120230	€ 1.033,00	EPSSL130230	€ 1.131,00
EPSSL100240	€ 866,00	EPSSL110240	€ 908,00	EPSSL120240	€ 1.033,00	EPSSL130240	€ 1.217,00
EPSSL100250	€ 998,00	EPSSL110250	€ 1.069,00	EPSSL120250	€ 1.117,00	EPSSL130250	€ 1.406,00
EPSSL100260	€ 1.057,00	EPSSL110260	€ 1.117,00	EPSSL120260	€ 1.165,00	EPSSL130260	€ 1.459,00
EPSSL100270	€ 1.105,00	EPSSL110270	€ 1.165,00	EPSSL120270	€ 1.225,00	EPSSL130270	€ 1.486,00
EPSLFM	€ 1.216,00	EPSLFM	€ 1.282,00	EPSLFM	€ 1.341,00	EPSLFM	€ 1.496,00
EPSLFM	€ 1.253,00	EPSLFM	€ 1.320,00	EPSLFM	€ 1.367,00	EPSLFM	€ 1.523,00
EPSLFM	€ 1.303,00	EPSLFM	€ 1.373,00	EPSLFM	€ 1.416,00	EPSLFM	€ 1.561,00

WHITE LACQUERED RAL 9016 DOORS

1000		1100		1200		1300	
CODE	PRICE	CODE	PRICE	CODE	PRICE	CODE	PRICE
EPSLFM	€ 782,00	EPSLFM	€ 818,00	EPSLFM	€ 878,00	EPSLFM	€ 1.016,00
EPSLFM	€ 782,00	EPSLFM	€ 818,00	EPSLFM	€ 878,00	EPSLFM	€ 1.043,00
EPSLFM	€ 818,00	EPSLFM	€ 854,00	EPSLFM	€ 950,00	EPSLFM	€ 1.059,00
EPSLFM	€ 866,00	EPSLFM	€ 908,00	EPSLFM	€ 1.033,00	EPSLFM	€ 1.131,00
EPSLFM	€ 866,00	EPSLFM	€ 908,00	EPSLFM	€ 1.033,00	EPSLFM	€ 1.217,00
EPSLFM	€ 998,00	EPSLFM	€ 1.069,00	EPSLFM	€ 1.117,00	EPSLFM	€ 1.406,00
EPSLFM	€ 1.057,00	EPSLFM	€ 1.117,00	EPSLFM	€ 1.165,00	EPSLFM	€ 1.459,00
EPSLFM	€ 1.105,00	EPSLFM	€ 1.165,00	EPSLFM	€ 1.225,00	EPSLFM	€ 1.486,00
EPSLFM	€ 1.216,00	EPSLFM	€ 1.282,00	EPSLFM	€ 1.341,00	EPSLFM	€ 1.496,00
EPSLFM	€ 1.253,00	EPSLFM	€ 1.320,00	EPSLFM	€ 1.367,00	EPSLFM	€ 1.523,00
EPSLFM	€ 1.303,00	EPSLFM	€ 1.373,00	EPSLFM	€ 1.416,00	EPSLFM	€ 1.561,00

TECHNICAL

- ▶ For other RAL lacquered colours such as greys, beiges and or soft colours, an additional 20% has to be applied to the White RAL 9010 price
- ▶ Other special RAL lacquered colours (Red, Yellow, Blue, NCS and dark colours) are available - to be quoted on request
- ▶ For H from 1000÷1999, an additional +15% has to be added to H=2000 mm price (i.e.: Primer door 1000x1999 mm = 484,00 € + 15%)
- ▶ Production with customized dimensions (for prices see superior size)
- ▶ For double door: double the price

LOGISTICS

- ▶ Supplied in 1 box
- ▶ Production time:
30 working days for Primer doors;
45 working days for Lacquered doors

DOORS - ECLISSE SYNTESIS

SLIDING - WOODEN ESSENCES

WOODEN ESSENCES								
NATURAL BRUSHED OAK								
PASSAGE SIZE mm	600		700		800		900	
HEIGHT mm	CODE	PRICE	CODE	PRICE	CODE	PRICE	CODE	PRICE
2000	EPSL4060200	€ 854,00	EPSL4070200	€ 956,00	EPSL4080200	€ 1.036,00	EPSL4090200	€ 1.106,00
2100	EPSL4060210	€ 913,00	EPSL4070210	€ 982,00	EPSL4080210	€ 1.084,00	EPSL4090210	€ 1.154,00
2200	EPSL4060220	€ 961,00	EPSL4070220	€ 1.036,00	EPSL4080220	€ 1.127,00	EPSL4090220	€ 1.229,00
2300	EPSL4060230	€ 998,00	EPSL4070230	€ 1.090,00	EPSL4080230	€ 1.181,00	EPSL4090230	€ 1.283,00
2400	EPSL4060240	€ 1.020,00	EPSL4070240	€ 1.133,00	EPSL4080240	€ 1.219,00	EPSL4090240	€ 1.315,00
2500	EPSL4060250	€ 1.058,00	EPSL4070250	€ 1.165,00	EPSL4080250	€ 1.267,00	EPSL4090250	€ 1.380,00
2600	EPSL4060260	€ 1.106,00	EPSL4070260	€ 1.219,00	EPSL4080260	€ 1.310,00	EPSL4090260	€ 1.428,00
2700	EPSL4060270	€ 1.143,00	EPSL4070270	€ 1.272,00	EPSL4080270	€ 1.358,00	EPSL4090270	€ 1.476,00
2800	EPSLEFM	€ 1.192,00	EPSLEFM	€ 1.321,00	EPSLEFM	€ 1.401,00	EPSLEFM	€ 1.503,00
2900	EPSLEFM	€ 1.229,00	EPSLEFM	€ 1.353,00	EPSLEFM	€ 1.433,00	EPSLEFM	€ 1.551,00
3000	EPSLEFM	€ 1.261,00	EPSLEFM	€ 1.363,00	EPSLEFM	€ 1.492,00	EPSLEFM	€ 1.616,00

WOODEN ESSENCES								
WHITE ASH			OPEN PORE LACQUERED WHITE RAL 9010 ASH			NATURAL ASH		
PASSAGE SIZE mm	600		700		800		900	
HEIGHT mm	CODE	PRICE	CODE	PRICE	CODE	PRICE	CODE	PRICE
2000	EPSL_060200	€ 816,00	EPSL_070200	€ 896,00	EPSL_080200	€ 988,00	EPSL_090200	€ 1.063,00
2100	EPSL_060210	€ 870,00	EPSL_070210	€ 950,00	EPSL_080210	€ 1.036,00	EPSL_090210	€ 1.117,00
2200	EPSL_060220	€ 923,00	EPSL_070220	€ 993,00	EPSL_080220	€ 1.084,00	EPSL_090220	€ 1.181,00
2300	EPSL_060230	€ 961,00	EPSL_070230	€ 1.047,00	EPSL_080230	€ 1.133,00	EPSL_090230	€ 1.234,00
2400	EPSL_060240	€ 988,00	EPSL_070240	€ 1.090,00	EPSL_080240	€ 1.181,00	EPSL_090240	€ 1.267,00
2500	EPSL_060250	€ 1.025,00	EPSL_070250	€ 1.133,00	EPSL_080250	€ 1.219,00	EPSL_090250	€ 1.321,00
2600	EPSL_060260	€ 1.058,00	EPSL_070260	€ 1.181,00	EPSL_080260	€ 1.267,00	EPSL_090260	€ 1.385,00
2700	EPSL_060270	€ 1.106,00	EPSL_070270	€ 1.224,00	EPSL_080270	€ 1.310,00	EPSL_090270	€ 1.423,00
2800	EPSLEFM	€ 1.149,00	EPSLEFM	€ 1.261,00	EPSLEFM	€ 1.347,00	EPSLEFM	€ 1.444,00
2900	EPSLEFM	€ 1.192,00	EPSLEFM	€ 1.299,00	EPSLEFM	€ 1.385,00	EPSLEFM	€ 1.492,00
3000	EPSLEFM	€ 1.219,00	EPSLEFM	€ 1.315,00	EPSLEFM	€ 1.439,00	EPSLEFM	€ 1.551,00

TECHNICAL

- ▶ To identify the code specify () the essence. 1=White Ash
2=Open Pore Ash Lacquered White RAL 9010 3=Natural Ash. i.e.:
EPSL1080210 for 800x2100 mm White Ash
- ▶ For H=1000÷1999 mm, an additional 15% has to be applied to
H=2000 mm price (i.e.: White Ash 800x1999 mm = 988,00 € +15%)
- ▶ Production with customized dimensions (for prices see superior size)
- ▶ The wooden veining is horizontal
- ▶ For double door: double the price

LOGISTICS

- ▶ Supplied in 1 box
- ▶ Production time: 45 working days

DOORS - ECLISSE SYNTESIS

SLIDING - WOODEN ESSENCES

WOODEN ESSENCES							
NATURAL BRUSHED OAK							
1000		1100		1200		1300	
CODE	PRICE	CODE	PRICE	CODE	PRICE	CODE	PRICE
EPSL4100200	€ 1.208,00	EPSL4110200	€ 1.299,00	EPSL4120200	€ 1.369,00	EPSL4130200	€ 1.519,00
EPSL4100210	€ 1.261,00	EPSL4110210	€ 1.347,00	EPSL4120210	€ 1.423,00	EPSL4130210	€ 1.557,00
EPSL4100220	€ 1.316,00	EPSL4110220	€ 1.412,00	EPSL4120220	€ 1.503,00	EPSL4130220	€ 1.610,00
EPSL4100230	€ 1.369,00	EPSL4110230	€ 1.471,00	EPSL4120230	€ 1.578,00	EPSL4130230	€ 1.675,00
EPSL4100240	€ 1.423,00	EPSL4110240	€ 1.535,00	EPSL4120240	€ 1.643,00	EPSL4130240	€ 1.734,00
EPSL4100250	€ 1.455,00	EPSL4110250	€ 1.637,00	EPSL4120250	€ 1.734,00	EPSL4130250	€ 1.863,00
EPSL4100260	€ 1.530,00	EPSL4110260	€ 1.702,00	EPSL4120260	€ 1.831,00	EPSL4130260	€ 2.077,00
EPSL4100270	€ 1.594,00	EPSL4110270	€ 1.755,00	EPSL4120270	€ 1.895,00	EPSL4130270	€ 2.153,00
EPSLEFM	€ 1.643,00	EPSLEFM	€ 1.793,00	EPSLEFM	€ 1.986,00	EPSLEFM	€ 2.201,00
EPSLEFM	€ 1.696,00	EPSLEFM	€ 1.841,00	EPSLEFM	€ 2.061,00	EPSLEFM	€ 2.260,00
EPSLEFM	€ 1.739,00	EPSLEFM	€ 1.900,00	EPSLEFM	€ 2.126,00	EPSLEFM	€ 2.314,00

WOODEN ESSENCES							
WHITE ASH		OPEN PORE LACQUERED WHITE RAL 9010 ASH		NATURAL ASH			
1000		1100		1200		1300	
CODE	PRICE	CODE	PRICE	CODE	PRICE	CODE	PRICE
EPSL_100200	€ 1.165,00	EPSL_110200	€ 1.251,00	EPSL_120200	€ 1.315,00	EPSL_130200	€ 1.460,00
EPSL_100210	€ 1.202,00	EPSL_110210	€ 1.299,00	EPSL_120210	€ 1.369,00	EPSL_130210	€ 1.503,00
EPSL_100220	€ 1.261,00	EPSL_110220	€ 1.364,00	EPSL_120220	€ 1.455,00	EPSL_130220	€ 1.557,00
EPSL_100230	€ 1.321,00	EPSL_110230	€ 1.417,00	EPSL_120230	€ 1.519,00	EPSL_130230	€ 1.616,00
EPSL_100240	€ 1.369,00	EPSL_110240	€ 1.476,00	EPSL_120240	€ 1.578,00	EPSL_130240	€ 1.659,00
EPSL_100250	€ 1.406,00	EPSL_110250	€ 1.584,00	EPSL_120250	€ 1.669,00	EPSL_130250	€ 1.766,00
EPSL_100260	€ 1.482,00	EPSL_110260	€ 1.680,00	EPSL_120260	€ 1.755,00	EPSL_130260	€ 1.997,00
EPSL_100270	€ 1.535,00	EPSL_110270	€ 1.696,00	EPSL_120270	€ 1.825,00	EPSL_130270	€ 2.072,00
EPSLEFM	€ 1.578,00	EPSLEFM	€ 1.723,00	EPSLEFM	€ 1.922,00	EPSLEFM	€ 2.147,00
EPSLEFM	€ 1.632,00	EPSLEFM	€ 1.766,00	EPSLEFM	€ 1.997,00	EPSLEFM	€ 2.217,00
EPSLEFM	€ 1.675,00	EPSLEFM	€ 1.831,00	EPSLEFM	€ 2.067,00	EPSLEFM	€ 2.281,00

TECHNICAL

- ▶ To identify the code specify () the essence. **1**=White Ash
2=Open Pore Ash Lacquered White RAL 9010 **3**=Natural Ash. i.e.:
EPSL1080210 for 800x2100 mm White Ash
- ▶ For H=1000÷1999 mm, an additional 15% has to be applied to
H=2000 mm price (i.e.: White Ash 1000x1900 mm = 1.165,00 € +15%)
- ▶ Production with customized dimensions (for prices see superior size)
- ▶ The wooden veining is horizontal
- ▶ For double door: double the price


LOGISTICS

- ▶ Supplied in 1 box
- ▶ Production time: 45 working days

DOORS - ECLISSE SYNTESIS

SLIDING - GLASS DOORS

Sliding glass door complete with Vitro adaptor, E-Thin veil, door guide and fused glass handle

	TRANSPARENT BASE			
	WITHOUT DECORATION		WITH SANDBLASTED DECORATION	
PASSAGE SIZE LxH mm	CODE	PRICE	CODE	PRICE
600x2000	EPSVT060A	€ 1.214,00	EPSVTS060A	€ 1.436,00
600x2100	EPSVT060B	€ 1.214,00	EPSVTS060B	€ 1.436,00
600x2200÷2300	EPSVTFM	€ 1.238,00	EPSVTSFM	€ 1.512,00
600x2400÷2500	EPSVTFM	€ 1.283,00	EPSVTSFM	€ 1.556,00
600x2600÷2700	EPSVTFM	€ 1.367,00	EPSVTSFM	€ 1.662,00
700x2000	EPSVT070A	€ 1.225,00	EPSVTS070A	€ 1.447,00
700x2100	EPSVT070B	€ 1.225,00	EPSVTS070B	€ 1.447,00
700x2200÷2300	EPSVTFM	€ 1.252,00	EPSVTSFM	€ 1.526,00
700x2400÷2500	EPSVTFM	€ 1.306,00	EPSVTSFM	€ 1.582,00
700x2600÷2700	EPSVTFM	€ 1.394,00	EPSVTSFM	€ 1.689,00
800x2000	EPSVT080A	€ 1.237,00	EPSVTS080A	€ 1.460,00
800x2100	EPSVT080B	€ 1.237,00	EPSVTS080B	€ 1.460,00
800x2200÷2300	EPSVTFM	€ 1.269,00	EPSVTSFM	€ 1.543,00
800x2400÷2500	EPSVTFM	€ 1.330,00	EPSVTSFM	€ 1.606,00
800x2600÷2700	EPSVTFM	€ 1.429,00	EPSVTSFM	€ 1.715,00
900x2000	EPSVT090A	€ 1.249,00	EPSVTS090A	€ 1.471,00
900x2100	EPSVT090B	€ 1.249,00	EPSVTS090B	€ 1.471,00
900x2200÷2300	EPSVTFM	€ 1.284,00	EPSVTSFM	€ 1.558,00
900x2400÷2500	EPSVTFM	€ 1.352,00	EPSVTSFM	€ 1.628,00
900x2600÷2700	EPSVTFM	€ 1.443,00	EPSVTSFM	€ 1.738,00
1000x2000	EPSVT100A	€ 1.261,00	EPSVTS100A	€ 1.484,00
1000x2100	EPSVT100B	€ 1.261,00	EPSVTS100B	€ 1.484,00
1000x2200÷2300	EPSVTFM	€ 1.300,00	EPSVTSFM	€ 1.576,00
1000x2400÷2500	EPSVTFM	€ 1.376,00	EPSVTSFM	€ 1.653,00
1000x2600÷2700	EPSVTFM	€ 1.469,00	EPSVTSFM	€ 1.765,00
1100x2000	EPSVT110A	€ 1.273,00	EPSVTS110A	€ 1.496,00
1100x2100	EPSVT110B	€ 1.273,00	EPSVTS110B	€ 1.496,00
1100x2200÷2300	EPSVTFM	€ 1.320,00	EPSVTSFM	€ 1.596,00
1100x2400÷2500	EPSVTFM	€ 1.410,00	EPSVTSFM	€ 1.688,00
1100x2600÷2700	EPSVTFM	€ 1.505,00	EPSVTSFM	€ 1.802,00
1200x2000	EPSVT120A	€ 1.273,00	EPSVTS120A	€ 1.496,00
1200x2100	EPSVT120B	€ 1.273,00	EPSVTS120B	€ 1.496,00
1200x2200÷2300	EPSVTFM	€ 1.320,00	EPSVTSFM	€ 1.596,00
1200x2400÷2500	EPSVTFM	€ 1.410,00	EPSVTSFM	€ 1.688,00
1200x2600÷2700	EPSVTFM	€ 1.505,00	EPSVTSFM	€ 1.802,00

TECHNICAL

- ▶ **N.B.:** please pay attention because the handle may eventually overlap with the glass decoration
- ▶ For double door: double the price

LOGISTICS

- ▶ Production time: 30 working days
- ▶ Single door is supplied in 2 boxes; double door in 3 boxes

DOORS - ECLISSE SYNTESIS

SLIDING - GLASS DOORS

Sliding glass door complete with Vitro adaptor, E-Thin veil, door guide and fused glass handle

	EXTRA CLEAR TRANSPARENT BASE			
	WITHOUT DECORATION		WITH SANDBLASTED DECORATION	
PASSAGE SIZE LxH mm	CODE	PRICE	CODE	PRICE
600x2000	EPSVTE060A	€ 1.455,00	EPSVTES060A	€ 1.723,00
600x2100	EPSVTE060B	€ 1.455,00	EPSVTES060B	€ 1.723,00
600x2200÷2300	EPSVTEFM	€ 1.485,00	EPSVTESFM	€ 1.815,00
600x2400÷2500	EPSVTEFM	€ 1.538,00	EPSVTESFM	€ 1.868,00
600x2600÷2700	EPSVTEFM	€ 1.642,00	EPSVTESFM	€ 1.995,00
700x2000	EPSVTE070A	€ 1.470,00	EPSVTES070A	€ 1.736,00
700x2100	EPSVTE070B	€ 1.470,00	EPSVTES070B	€ 1.736,00
700x2200÷2300	EPSVTEFM	€ 1.503,00	EPSVTESFM	€ 1.831,00
700x2400÷2500	EPSVTEFM	€ 1.567,00	EPSVTESFM	€ 1.897,00
700x2600÷2700	EPSVTEFM	€ 1.672,00	EPSVTESFM	€ 2.026,00
800x2000	EPSVTE080A	€ 1.484,00	EPSVTES080A	€ 1.751,00
800x2100	EPSVTE080B	€ 1.484,00	EPSVTES080B	€ 1.751,00
800x2200÷2300	EPSVTEFM	€ 1.522,00	EPSVTESFM	€ 1.852,00
800x2400÷2500	EPSVTEFM	€ 1.596,00	EPSVTESFM	€ 1.928,00
800x2600÷2700	EPSVTEFM	€ 1.715,00	EPSVTESFM	€ 2.057,00
900x2000	EPSVTE090A	€ 1.498,00	EPSVTES090A	€ 1.765,00
900x2100	EPSVTE090B	€ 1.498,00	EPSVTES090B	€ 1.765,00
900x2200÷2300	EPSVTEFM	€ 1.540,00	EPSVTESFM	€ 1.870,00
900x2400÷2500	EPSVTEFM	€ 1.622,00	EPSVTESFM	€ 1.955,00
900x2600÷2700	EPSVTEFM	€ 1.731,00	EPSVTESFM	€ 2.086,00
1000x2000	EPSVTE100A	€ 1.514,00	EPSVTES100A	€ 1.781,00
1000x2100	EPSVTE100B	€ 1.514,00	EPSVTES100B	€ 1.781,00
1000x2200÷2300	EPSVTEFM	€ 1.560,00	EPSVTESFM	€ 1.891,00
1000x2400÷2500	EPSVTEFM	€ 1.650,00	EPSVTESFM	€ 1.983,00
1000x2600÷2700	EPSVTEFM	€ 1.763,00	EPSVTESFM	€ 2.118,00
1100x2000	EPSVTE110A	€ 1.529,00	EPSVTES110A	€ 1.795,00
1100x2100	EPSVTE110B	€ 1.529,00	EPSVTES110B	€ 1.795,00
1100x2200÷2300	EPSVTEFM	€ 1.584,00	EPSVTESFM	€ 1.914,00
1100x2400÷2500	EPSVTEFM	€ 1.692,00	EPSVTESFM	€ 2.025,00
1100x2600÷2700	EPSVTEFM	€ 1.805,00	EPSVTESFM	€ 2.162,00
1200x2000	EPSVTE120A	€ 1.529,00	EPSVTES120A	€ 1.795,00
1200x2100	EPSVTE120B	€ 1.529,00	EPSVTES120B	€ 1.795,00
1200x2200÷2300	EPSVTEFM	€ 1.584,00	EPSVTESFM	€ 1.915,00
1200x2400÷2500	EPSVTEFM	€ 1.692,00	EPSVTESFM	€ 2.025,00
1200x2600÷2700	EPSVTEFM	€ 1.805,00	EPSVTESFM	€ 2.162,00

TECHNICAL

- ▶ **N.B.:** please pay attention because the handle may eventually overlap with the glass decoration
- ▶ For double door: double the price


LOGISTICS

- ▶ Production time: 30 working days
- ▶ Single door is supplied in 2 boxes; double door in 3 boxes

DOORS - ECLISSE SYNTESIS

SLIDING - GLASS DOORS

Sliding glass door complete with Vitro adaptor, E-Thin veil, door guide and fused glass handle

	SATIN BASE			
	WITHOUT DECORATION		WITH SANDBLASTED DECORATION	
PASSAGE SIZE LxH mm	CODE	PRICE	CODE	PRICE
600x2000	EPSVS060A	€ 1.322,00	EPSVSS060A	€ 1.545,00
600x2100	EPSVS060B	€ 1.322,00	EPSVSS060B	€ 1.545,00
600x2200÷2300	EPSVSFM	€ 1.361,00	EPSVSSFM	€ 1.638,00
600x2400÷2500	EPSVSFM	€ 1.431,00	EPSVSSFM	€ 1.710,00
600x2600÷2700	EPSVSFM	€ 1.529,00	EPSVSSFM	€ 1.825,00
700x2000	EPSVS070A	€ 1.333,00	EPSVSS070A	€ 1.558,00
700x2100	EPSVS070B	€ 1.333,00	EPSVSS070B	€ 1.558,00
700x2200÷2300	EPSVSFM	€ 1.377,00	EPSVSSFM	€ 1.654,00
700x2400÷2500	EPSVSFM	€ 1.463,00	EPSVSSFM	€ 1.742,00
700x2600÷2700	EPSVSFM	€ 1.561,00	EPSVSSFM	€ 1.860,00
800x2000	EPSVS080A	€ 1.345,00	EPSVSS080A	€ 1.572,00
800x2100	EPSVS080B	€ 1.345,00	EPSVSS080B	€ 1.572,00
800x2200÷2300	EPSVSFM	€ 1.397,00	EPSVSSFM	€ 1.675,00
800x2400÷2500	EPSVSFM	€ 1.495,00	EPSVSSFM	€ 1.774,00
800x2600÷2700	EPSVSFM	€ 1.595,00	EPSVSSFM	€ 1.894,00
900x2000	EPSVS090A	€ 1.358,00	EPSVSS090A	€ 1.583,00
900x2100	EPSVS090B	€ 1.358,00	EPSVSS090B	€ 1.583,00
900x2200÷2300	EPSVSFM	€ 1.412,00	EPSVSSFM	€ 1.690,00
900x2400÷2500	EPSVSFM	€ 1.522,00	EPSVSSFM	€ 1.802,00
900x2600÷2700	EPSVSFM	€ 1.625,00	EPSVSSFM	€ 1.924,00
1000x2000	EPSVS100A	€ 1.371,00	EPSVSS100A	€ 1.596,00
1000x2100	EPSVS100B	€ 1.371,00	EPSVSS100B	€ 1.596,00
1000x2200÷2300	EPSVSFM	€ 1.432,00	EPSVSSFM	€ 1.711,00
1000x2400÷2500	EPSVSFM	€ 1.554,00	EPSVSSFM	€ 1.834,00
1000x2600÷2700	EPSVSFM	€ 1.659,00	EPSVSSFM	€ 1.959,00
1100x2000	EPSVS110A	€ 1.382,00	EPSVSS110A	€ 1.608,00
1100x2100	EPSVS110B	€ 1.382,00	EPSVSS110B	€ 1.608,00
1100x2200÷2300	EPSVSFM	€ 1.455,00	EPSVSSFM	€ 1.735,00
1100x2400÷2500	EPSVSFM	€ 1.601,00	EPSVSSFM	€ 1.884,00
1100x2600÷2700	EPSVSFM	€ 1.710,00	EPSVSSFM	€ 2.010,00
1200x2000	EPSVS120A	€ 1.382,00	EPSVSS120A	€ 1.608,00
1200x2100	EPSVS120B	€ 1.382,00	EPSVSS120B	€ 1.608,00
1200x2200÷2300	EPSVSFM	€ 1.455,00	EPSVSSFM	€ 1.735,00
1200x2400÷2500	EPSVSFM	€ 1.601,00	EPSVSSFM	€ 1.884,00
1200x2600÷2700	EPSVSFM	€ 1.710,00	EPSVSSFM	€ 2.010,00

TECHNICAL

- ▶ **N.B.:** please pay attention because the handle may eventually overlap with the glass decoration
- ▶ For double door: double the price


LOGISTICS

- ▶ Production time: 30 working days
- ▶ Single door is supplied in 2 boxes; double door in 3 boxes

DOORS - ECLISSE SYNTESIS

SLIDING - GLASS DOORS

Sliding glass door complete with Vitro adaptor, E-Thin veil, door guide and fused glass handle

	EXTRA CLEAR SATIN BASE			
	WITHOUT DECORATION		WITH SANDBLASTED DECORATION	
PASSAGE SIZE LxH mm	CODE	PRICE	CODE	PRICE
600x2000	EPSVSE060A	€ 1.587,00	EPSVSES060A	€ 1.855,00
600x2100	EPSVSE060B	€ 1.587,00	EPSVSES060B	€ 1.855,00
600x2200÷2300	EPSVSEFM	€ 1.633,00	EPSVSESFM	€ 1.964,00
600x2400÷2500	EPSVSEFM	€ 1.717,00	EPSVSESFM	€ 2.051,00
600x2600÷2700	EPSVSEFM	€ 1.834,00	EPSVSESFM	€ 2.190,00
700x2000	EPSVSE070A	€ 1.601,00	EPSVSES070A	€ 1.870,00
700x2100	EPSVSE070B	€ 1.601,00	EPSVSES070B	€ 1.870,00
700x2200÷2300	EPSVSEFM	€ 1.651,00	EPSVSESFM	€ 1.984,00
700x2400÷2500	EPSVSEFM	€ 1.755,00	EPSVSESFM	€ 2.090,00
700x2600÷2700	EPSVSEFM	€ 1.874,00	EPSVSESFM	€ 2.231,00
800x2000	EPSVSE080A	€ 1.615,00	EPSVSES080A	€ 1.886,00
800x2100	EPSVSE080B	€ 1.615,00	EPSVSES080B	€ 1.886,00
800x2200÷2300	EPSVSEFM	€ 1.676,00	EPSVSESFM	€ 2.010,00
800x2400÷2500	EPSVSEFM	€ 1.795,00	EPSVSESFM	€ 2.130,00
800x2600÷2700	EPSVSEFM	€ 1.914,00	EPSVSESFM	€ 2.273,00
900x2000	EPSVSE090A	€ 1.629,00	EPSVSES090A	€ 1.898,00
900x2100	EPSVSE090B	€ 1.629,00	EPSVSES090B	€ 1.898,00
900x2200÷2300	EPSVSEFM	€ 1.695,00	EPSVSESFM	€ 2.028,00
900x2400÷2500	EPSVSEFM	€ 1.827,00	EPSVSESFM	€ 2.162,00
900x2600÷2700	EPSVSEFM	€ 1.950,00	EPSVSESFM	€ 2.310,00
1000x2000	EPSVSE100A	€ 1.644,00	EPSVSES100A	€ 1.915,00
1000x2100	EPSVSE100B	€ 1.644,00	EPSVSES100B	€ 1.915,00
1000x2200÷2300	EPSVSEFM	€ 1.718,00	EPSVSESFM	€ 2.052,00
1000x2400÷2500	EPSVSEFM	€ 1.865,00	EPSVSESFM	€ 2.202,00
1000x2600÷2700	EPSVSEFM	€ 1.990,00	EPSVSESFM	€ 2.351,00
1100x2000	EPSVSE110A	€ 1.659,00	EPSVSES110A	€ 1.930,00
1100x2100	EPSVSE110B	€ 1.659,00	EPSVSES110B	€ 1.930,00
1100x2200÷2300	EPSVSEFM	€ 1.748,00	EPSVSESFM	€ 2.083,00
1100x2400÷2500	EPSVSEFM	€ 1.921,00	EPSVSESFM	€ 2.260,00
1100x2600÷2700	EPSVSEFM	€ 2.051,00	EPSVSESFM	€ 2.412,00
1200x2000	EPSVSE120A	€ 1.659,00	EPSVSES120A	€ 1.930,00
1200x2100	EPSVSE120B	€ 1.659,00	EPSVSES120B	€ 1.930,00
1200x2200÷2300	EPSVSEFM	€ 1.748,00	EPSVSESFM	€ 2.083,00
1200x2400÷2500	EPSVSEFM	€ 1.921,00	EPSVSESFM	€ 2.260,00
1200x2600÷2700	EPSVSEFM	€ 2.051,00	EPSVSESFM	€ 2.412,00

TECHNICAL

- ▶ **N.B.:** please pay attention because the handle may eventually overlap with the glass decoration
- ▶ For double door: double the price


LOGISTICS

- ▶ Production time: 30 working days
- ▶ Single door is supplied in 2 boxes; double door in 3 boxes

DOORS - ECLISSE SYNTESIS

SLIDING - GLASS DOORS

Sliding glass door complete with Vitro adaptor, E-Thin veil, door guide and fused glass handle

	TRANSPARENT SMOKED BASE			
	WITHOUT DECORATION		WITH SANDBLASTED DECORATION	
PASSAGE SIZE LxH mm	CODE	PRICE	CODE	PRICE
600x2000	EPSVF060A	€ 1.326,00	EPSVFS060A	€ 1.577,00
600x2100	EPSVF060B	€ 1.326,00	EPSVFS060B	€ 1.577,00
600x2200÷2300	EPSVFFM	€ 1.352,00	EPSVFSFM	€ 1.660,00
600x2400÷2500	EPSVFFM	€ 1.402,00	EPSVFSFM	€ 1.711,00
600x2600÷2700	EPSVFFM	€ 1.500,00	EPSVFSFM	€ 1.829,00
700x2000	EPSVF070A	€ 1.341,00	EPSVFS070A	€ 1.587,00
700x2100	EPSVF070B	€ 1.341,00	EPSVFS070B	€ 1.587,00
700x2200÷2300	EPSVFFM	€ 1.366,00	EPSVFSFM	€ 1.679,00
700x2400÷2500	EPSVFFM	€ 1.433,00	EPSVFSFM	€ 1.736,00
700x2600÷2700	EPSVFFM	€ 1.531,00	EPSVFSFM	€ 1.854,00
800x2000	EPSVF080A	€ 1.352,00	EPSVFS080A	€ 1.603,00
800x2100	EPSVF080B	€ 1.352,00	EPSVFS080B	€ 1.603,00
800x2200÷2300	EPSVFFM	€ 1.393,00	EPSVFSFM	€ 1.695,00
800x2400÷2500	EPSVFFM	€ 1.453,00	EPSVFSFM	€ 1.767,00
800x2600÷2700	EPSVFFM	€ 1.567,00	EPSVFSFM	€ 1.886,00
900x2000	EPSVF090A	€ 1.367,00	EPSVFS090A	€ 1.612,00
900x2100	EPSVF090B	€ 1.367,00	EPSVFS090B	€ 1.612,00
900x2200÷2300	EPSVFFM	€ 1.402,00	EPSVFSFM	€ 1.711,00
900x2400÷2500	EPSVFFM	€ 1.485,00	EPSVFSFM	€ 1.787,00
900x2600÷2700	EPSVFFM	€ 1.583,00	EPSVFSFM	€ 1.916,00
1000x2000	EPSVF100A	€ 1.382,00	EPSVFS100A	€ 1.628,00
1000x2100	EPSVF100B	€ 1.382,00	EPSVFS100B	€ 1.628,00
1000x2200÷2300	EPSVFFM	€ 1.423,00	EPSVFSFM	€ 1.731,00
1000x2400÷2500	EPSVFFM	€ 1.505,00	EPSVFSFM	€ 1.819,00
1000x2600÷2700	EPSVFFM	€ 1.608,00	EPSVFSFM	€ 1.942,00
1100x2000	EPSVF110A	€ 1.393,00	EPSVFS110A	€ 1.644,00
1100x2100	EPSVF110B	€ 1.393,00	EPSVFS110B	€ 1.644,00
1100x2200÷2300	EPSVFFM	€ 1.444,00	EPSVFSFM	€ 1.752,00
1100x2400÷2500	EPSVFFM	€ 1.545,00	EPSVFSFM	€ 1.854,00
1100x2600÷2700	EPSVFFM	€ 1.654,00	EPSVFSFM	€ 1.988,00
1200x2000	EPSVF120A	€ 1.393,00	EPSVFS120A	€ 1.644,00
1200x2100	EPSVF120B	€ 1.393,00	EPSVFS120B	€ 1.644,00
1200x2200÷2300	EPSVFFM	€ 1.444,00	EPSVFSFM	€ 1.752,00
1200x2400÷2500	EPSVFFM	€ 1.545,00	EPSVFSFM	€ 1.854,00
1200x2600÷2700	EPSVFFM	€ 1.654,00	EPSVFSFM	€ 1.988,00

TECHNICAL

- ▶ **N.B.:** please pay attention because the handle may eventually overlap with the glass decoration
- ▶ For double door: double the price


LOGISTICS

- ▶ Production time: 30 working days
- ▶ Single door is supplied in 2 boxes; double door in 3 boxes

DOORS - ECLISSE SYNTESIS

SLIDING - GLASS DOORS

Sliding glass door complete with Vitro adaptor, E-Thin veil, door guide and fused glass handle

	SANDBLASTED SMOKED BASE			
	WITHOUT DECORATION		WITH TRANSPARENT DECORATION	
PASSAGE SIZE LxH mm	CODE	PRICE	CODE	PRICE
600x2000	EPSVSF060A	€ 1.449,00	EPSVSFT060A	€ 1.700,00
600x2100	EPSVSF060B	€ 1.449,00	EPSVSFT060B	€ 1.700,00
600x2200÷2300	EPSVSFFM	€ 1.495,00	EPSVSFTFM	€ 1.798,00
600x2400÷2500	EPSVSFFM	€ 1.567,00	EPSVSFTFM	€ 1.879,00
600x2600÷2700	EPSVSFFM	€ 1.679,00	EPSVSFTFM	€ 2.013,00
700x2000	EPSVSF070A	€ 1.460,00	EPSVSFT070A	€ 1.711,00
700x2100	EPSVSF070B	€ 1.460,00	EPSVSFT070B	€ 1.711,00
700x2200÷2300	EPSVSFFM	€ 1.511,00	EPSVSFTFM	€ 1.819,00
700x2400÷2500	EPSVSFFM	€ 1.603,00	EPSVSFTFM	€ 1.921,00
700x2600÷2700	EPSVSFFM	€ 1.720,00	EPSVSFTFM	€ 2.054,00
800x2000	EPSVSF080A	€ 1.479,00	EPSVSFT080A	€ 1.727,00
800x2100	EPSVSF080B	€ 1.479,00	EPSVSFT080B	€ 1.727,00
800x2200÷2300	EPSVSFFM	€ 1.531,00	EPSVSFTFM	€ 1.844,00
800x2400÷2500	EPSVSFFM	€ 1.639,00	EPSVSFTFM	€ 1.957,00
800x2600÷2700	EPSVSFFM	€ 1.752,00	EPSVSFTFM	€ 2.086,00
900x2000	EPSVSF090A	€ 1.489,00	EPSVSFT090A	€ 1.742,00
900x2100	EPSVSF090B	€ 1.489,00	EPSVSFT090B	€ 1.742,00
900x2200÷2300	EPSVSFFM	€ 1.552,00	EPSVSFTFM	€ 1.865,00
900x2400÷2500	EPSVSFFM	€ 1.675,00	EPSVSFTFM	€ 1.983,00
900x2600÷2700	EPSVSFFM	€ 1.787,00	EPSVSFTFM	€ 2.121,00
1000x2000	EPSVSF100A	€ 1.500,00	EPSVSFT100A	€ 1.752,00
1000x2100	EPSVSF100B	€ 1.500,00	EPSVSFT100B	€ 1.752,00
1000x2200÷2300	EPSVSFFM	€ 1.567,00	EPSVSFTFM	€ 1.886,00
1000x2400÷2500	EPSVSFFM	€ 1.706,00	EPSVSFTFM	€ 2.023,00
1000x2600÷2700	EPSVSFFM	€ 1.823,00	EPSVSFTFM	€ 2.168,00
1100x2000	EPSVSF110A	€ 1.516,00	EPSVSFT110A	€ 1.772,00
1100x2100	EPSVSF110B	€ 1.516,00	EPSVSFT110B	€ 1.772,00
1100x2200÷2300	EPSVSFFM	€ 1.597,00	EPSVSFTFM	€ 1.911,00
1100x2400÷2500	EPSVSFFM	€ 1.756,00	EPSVSFTFM	€ 2.075,00
1100x2600÷2700	EPSVSFFM	€ 1.829,00	EPSVSFTFM	€ 2.220,00
1200x2000	EPSVSF120A	€ 1.516,00	EPSVSFT120A	€ 1.772,00
1200x2100	EPSVSF120B	€ 1.516,00	EPSVSFT120B	€ 1.772,00
1200x2200÷2300	EPSVSFFM	€ 1.597,00	EPSVSFTFM	€ 1.911,00
1200x2400÷2500	EPSVSFFM	€ 1.756,00	EPSVSFTFM	€ 2.075,00
1200x2600÷2700	EPSVSFFM	€ 1.829,00	EPSVSFTFM	€ 2.220,00

TECHNICAL

- ▶ **N.B.:** please pay attention because the handle may eventually overlap with the glass decoration
- ▶ For double door: double the price

LOGISTICS

- ▶ Production time: 30 working days
- ▶ Single door is supplied in 2 boxes; double door in 3 boxes

DOORS - ECLISSE SYNTESIS

SLIDING - GLASS ALUMINIUM DOORS - SINGLE GLASS



DOOR PANEL FRAME (handle included)

ALUMINIUM	WHITE RAL 9010	TOBACCO
-----------	----------------	---------

GLASS FINISHES

TRANSPARENT EXTRA CLEAR	SMOKED	BRONZE
REFLEX SMOKED	REFLEX BRONZE	

PASSAGE SIZE LxH mm	1650÷2100	2150÷2400	2450÷2700
	PRICE	PRICE	PRICE
600÷700	€ 1.470,00	€ 1.614,00	€ 1.663,00
750÷800	€ 1.549,00	€ 1.701,00	€ 1.761,00
850÷900	€ 1.610,00	€ 1.771,00	€ 1.838,00
950÷1000	€ 1.678,00	€ 1.849,00	€ 1.925,00
1050÷1100	€ 1.749,00	€ 1.925,00	€ 2.007,00
1150÷1200	€ 1.813,00	€ 2.001,00	€ 2.092,00
1250÷1300	€ 1.894,00	€ 2.090,00	€ 2.187,00

PASSAGE SIZE LxH mm	1650÷2100	2150÷2400	2450÷2700
	PRICE	PRICE	PRICE
600÷700	€ 1.594,00	€ 1.756,00	€ 1.826,00
750÷800	€ 1.697,00	€ 1.872,00	€ 1.954,00
850÷900	€ 1.773,00	€ 1.959,00	€ 2.047,00
950÷1000	€ 1.862,00	€ 2.062,00	€ 2.162,00
1050÷1100	€ 1.946,00	€ 2.155,00	€ 2.265,00
1150÷1200	€ 2.035,00	€ 2.255,00	€ 2.378,00
1250÷1300	€ 2.132,00	€ 2.363,00	€ 2.493,00

PASSAGE SIZE LxH mm	1650÷2100	2150÷2400	2450÷2700
	PRICE	PRICE	PRICE
600÷700	€ 1.845,00	€ 2.047,00	€ 2.150,00
750÷800	€ 1.989,00	€ 2.214,00	€ 2.334,00
850÷900	€ 2.097,00	€ 2.334,00	€ 2.467,00
950÷1000	€ 2.230,00	€ 2.487,00	€ 2.640,00
1050÷1100	€ 2.345,00	€ 2.614,00	€ 2.779,00
1150÷1200	€ 2.475,00	€ 2.768,00	€ 2.949,00
1250÷1300	€ 2.601,00	€ 2.906,00	€ 3.102,00

TECHNICAL

- ▶ IMPORTANT: to place an order please ask for "Order Form"
- ▶ Lock with thumb turn: 341 € (gross price)
- ▶ For double door: double the price

LOGISTICS

- ▶ Supplied in 1 box
- ▶ Production time: 40 working days

DOORS - ECLISSE SYNTESIS

SLIDING - GLASS ALUMINIUM DOORS - SINGLE GLASS



DOOR PANEL FRAME (handle included)

CHAMPAGNE

BRONZE

GLASS FINISHES

TRANSPARENT EXTRA CLEAR

SMOKED

BRONZE

REFLEX SMOKED

REFLEX BRONZE

PASSAGE SIZE LxH mm	1650÷2100	2150÷2400	2450÷2700
	PRICE	PRICE	PRICE
600÷700	€ 2.050,00	€ 2.230,00	€ 2.323,00
750÷800	€ 2.141,00	€ 2.331,00	€ 2.436,00
850÷900	€ 2.213,00	€ 2.414,00	€ 2.523,00
950÷1000	€ 2.295,00	€ 2.505,00	€ 2.623,00
1050÷1100	€ 2.376,00	€ 2.594,00	€ 2.717,00
1150÷1200	€ 2.455,00	€ 2.679,00	€ 2.813,00
1250÷1300	€ 2.551,00	€ 2.782,00	€ 2.918,00

PASSAGE SIZE LxH mm	1650÷2100	2150÷2400	2450÷2700
	PRICE	PRICE	PRICE
600÷700	€ 2.172,00	€ 2.373,00	€ 2.482,00
750÷800	€ 2.285,00	€ 2.498,00	€ 2.619,00
850÷900	€ 2.373,00	€ 2.597,00	€ 2.726,00
950÷1000	€ 2.475,00	€ 2.714,00	€ 2.854,00
1050÷1100	€ 2.570,00	€ 2.817,00	€ 2.967,00
1150÷1200	€ 2.671,00	€ 2.930,00	€ 3.091,00
1250÷1300	€ 2.782,00	€ 3.050,00	€ 3.216,00

PASSAGE SIZE LxH mm	1650÷2100	2150÷2400	2450÷2700
	PRICE	PRICE	PRICE
600÷700	€ 2.415,00	2.655,00	2.799,00
750÷800	€ 2.570,00	2.832,00	2.991,00
850÷900	€ 2.690,00	2.962,00	3.137,00
950÷1000	€ 2.835,00	3.127,00	3.321,00
1050÷1100	€ 2.961,00	3.266,00	3.468,00
1150÷1200	€ 3.101,00	3.430,00	3.648,00
1250÷1300	€ 3.240,00	3.581,00	3.813,00

TECHNICAL

- ▶ IMPORTANT: to place an order please ask for "Order Form"
- ▶ Lock with thumb turn: 341 € (gross price)
- ▶ For double door: double the price

LOGISTICS

- ▶ Supplied in 1 box
- ▶ Production time: 40 working days

DOORS - ECLISSE SYNTESIS

SLIDING - GLASS ALUMINIUM DOORS - DOUBLE GLASS



DOOR PANEL FRAME (handle included)

ALUMINIUM	WHITE RAL 9010	TOBACCO
-----------	----------------	---------

GLASS FINISHES

SMOKED	BRONZE
--------	--------

PASSAGE SIZE LxH mm	1650÷2100	2150÷2400	2450÷2700
	PRICE	PRICE	PRICE
600÷700	€ 2.544,00	€ 2.616,00	€ 2.701,00
750÷800	€ 2.644,00	€ 2.730,00	€ 2.826,00
850÷900	€ 2.715,00	€ 2.808,00	€ 2.914,00
950÷1000	€ 2.813,00	€ 2.919,00	€ 3.039,00
1050÷1100	€ 2.884,00	€ 2.998,00	€ 3.127,00
1150÷1200	€ 2.985,00	€ 3.111,00	€ 3.255,00
1250÷1300	€ 3.054,00	€ 3.189,00	€ 3.342,00

SATIN EXTRA CLEAR	SATIN SMOKED	SATIN BRONZE
REFLEX SMOKED	REFLEX BRONZE	DOUBLE SIDE MIRROR

PASSAGE SIZE LxH mm	1650÷2100	2150÷2400	2450÷2700
	PRICE	PRICE	PRICE
600÷700	€ 2.819,00	€ 2.941,00	€ 3.079,00
750÷800	€ 2.971,00	€ 3.111,00	€ 3.271,00
850÷900	€ 3.076,00	€ 3.227,00	€ 3.400,00
950÷1000	€ 3.227,00	€ 3.398,00	€ 3.592,00
1050÷1100	€ 3.332,00	€ 3.514,00	€ 3.723,00
1150÷1200	€ 3.483,00	€ 3.683,00	€ 3.913,00
1250÷1300	€ 3.588,00	€ 3.801,00	€ 4.044,00

TECHNICAL

- ▶ IMPORTANT: to place an order please ask for "Order Form"
- ▶ Lock with thumb turn: 139,00 € (gross price, only for single door)
- ▶ For double door: double the price

LOGISTICS

- ▶ Supplied in 1 box
- ▶ Production time: 40 working days

DOORS - ECLISSE SYNTESIS

SLIDING - GLASS ALUMINIUM DOORS - DOUBLE GLASS



DOOR PANEL FRAME (handle included)

CHAMPAGNE

BRONZE

GLASS FINISHES

SMOKED

BRONZE

PASSAGE SIZE LxH mm	1650÷2100	2150÷2400	2450÷2700
	PRICE	PRICE	PRICE
600÷700	€ 3.218,00	€ 3.331,00	€ 3.456,00
750÷800	€ 3.329,00	€ 3.456,00	€ 3.591,00
850÷900	€ 3.411,00	€ 3.547,00	€ 3.691,00
950÷1000	€ 3.525,00	€ 3.669,00	€ 3.830,00
1050÷1100	€ 3.605,00	€ 3.759,00	€ 3.927,00
1150÷1200	€ 3.718,00	€ 3.885,00	€ 4.066,00
1250÷1300	€ 3.801,00	€ 3.975,00	€ 4.166,00

SATIN EXTRA CLEAR

SATIN SMOKED

SATIN BRONZE

REFLEX SMOKED

REFLEX BRONZE

DOUBLE SIDE MIRROR

PASSAGE SIZE LxH mm	1650÷2100	2150÷2400	2450÷2700
	PRICE	PRICE	PRICE
600÷700	€ 3.485,00	€ 3.648,00	€ 3.826,00
750÷800	€ 3.646,00	€ 3.828,00	€ 4.026,00
850÷900	€ 3.765,00	€ 3.955,00	€ 4.167,00
950÷1000	€ 3.927,00	€ 4.138,00	€ 4.368,00
1050÷1100	€ 4.042,00	€ 4.263,00	€ 4.509,00
1150÷1200	€ 4.203,00	€ 4.442,00	€ 4.709,00
1250÷1300	€ 4.322,00	€ 4.574,00	€ 4.851,00

TECHNICAL

- ▶ IMPORTANT: to place an order please ask for "Order Form"
- ▶ Lock with thumb turn: 139,00 € (gross price, only for single door)
- ▶ For double door: double the price

LOGISTICS

- ▶ Supplied in 1 box
- ▶ Production time: 40 working days

DOORS - ECLISSE SYNTESIS - ECLISSE 40

HINGED - PRIMER-COATED - LACQUERED

PRIMER-COATED DOORS						
PASSAGE SIZE LxH mm	600			700		
HEIGHT mm	CODE		PRICE	CODE		PRICE
	PUSH RIGHT PULL LEFT	PUSH LEFT PULL RIGHT		PUSH RIGHT PULL LEFT	PUSH LEFT PULL RIGHT	
2000	EPSBSD060200	EPSBSS060200	€ 387,00	EPSBSD070200	EPSBSS070200	€ 387,00
2100	EPSBSD060210	EPSBSS060210	€ 387,00	EPSBSD070210	EPSBSS070210	€ 387,00
2200	EPSBSD060220	EPSBSS060220	€ 524,00	EPSBSD070220	EPSBSS070220	€ 524,00
2300	EPSBSD060230	EPSBSS060230	€ 530,00	EPSBSD070230	EPSBSS070230	€ 530,00
2400	EPSBSD060240	EPSBSS060240	€ 530,00	EPSBSD070240	EPSBSS070240	€ 530,00
2500	EPSBSD060250	EPSBSS060250	€ 629,00	EPSBSD070250	EPSBSS070250	€ 629,00
2600	EPSBSD060260	EPSBSS060260	€ 720,00	EPSBSD070260	EPSBSS070260	€ 720,00
2700	EPSBSD060270	EPSBSS060270	€ 864,00	EPSBSD070270	EPSBSS070270	€ 864,00
2800	EPSBFMSD	EPSBFMSS	€ 950,00	EPSBFMSD	EPSBFMSS	€ 950,00
2900	EPSBFMSD	EPSBFMSS	€ 1.045,00	EPSBFMSD	EPSBFMSS	€ 1.045,00
3000	EPSBFMSD	EPSBFMSS	€ 1.150,00	EPSBFMSD	EPSBFMSS	€ 1.150,00

WHITE LACQUERED RAL 9010 DOORS

WHITE LACQUERED RAL 9010 DOORS						
PASSAGE SIZE LxH mm	600			700		
HEIGHT mm	CODE		PRICE	CODE		PRICE
	PUSH RIGHT PULL LEFT	PUSH LEFT PULL RIGHT		PUSH RIGHT PULL LEFT	PUSH LEFT PULL RIGHT	
2000	EPSBLSD060200	EPSBLSS060200	€ 687,00	EPSBLSD070200	EPSBLSS070200	€ 687,00
2100	EPSBLSD060210	EPSBLSS060210	€ 687,00	EPSBLSD070210	EPSBLSS070210	€ 687,00
2200	EPSBLSD060220	EPSBLSS060220	€ 758,00	EPSBLSD070220	EPSBLSS070220	€ 758,00
2300	EPSBLSD060230	EPSBLSS060230	€ 764,00	EPSBLSD070230	EPSBLSS070230	€ 764,00
2400	EPSBLSD060240	EPSBLSS060240	€ 764,00	EPSBLSD070240	EPSBLSS070240	€ 764,00
2500	EPSBLSD060250	EPSBLSS060250	€ 854,00	EPSBLSD070250	EPSBLSS070250	€ 854,00
2600	EPSBLSD060260	EPSBLSS060260	€ 938,00	EPSBLSD070260	EPSBLSS070260	€ 938,00
2700	EPSBLSD060270	EPSBLSS060270	€ 1.010,00	EPSBLSD070270	EPSBLSS070270	€ 1.010,00
2800	EPSBLFMSD	EPSBLFMSS	€ 1.032,00	EPSBLFMSD	EPSBLFMSS	€ 1.032,00
2900	EPSBLFMSD	EPSBLFMSS	€ 1.080,00	EPSBLFMSD	EPSBLFMSS	€ 1.080,00
3000	EPSBLFMSD	EPSBLFMSS	€ 1.123,00	EPSBLFMSD	EPSBLFMSS	€ 1.123,00

WHITE LACQUERED RAL 9016 DOORS

WHITE LACQUERED RAL 9016 DOORS						
PASSAGE SIZE LxH mm	600			700		
HEIGHT mm	CODE		PRICE	CODE		PRICE
	PUSH RIGHT PULL LEFT	PUSH LEFT PULL RIGHT		PUSH RIGHT PULL LEFT	PUSH LEFT PULL RIGHT	
2000	EPSBLFMSD	EPSBLFMSS	€ 687,00	EPSBLFMSD	EPSBLFMSS	€ 687,00
2100	EPSBLFMSD	EPSBLFMSS	€ 687,00	EPSBLFMSD	EPSBLFMSS	€ 687,00
2200	EPSBLFMSD	EPSBLFMSS	€ 758,00	EPSBLFMSD	EPSBLFMSS	€ 758,00
2300	EPSBLFMSD	EPSBLFMSS	€ 764,00	EPSBLFMSD	EPSBLFMSS	€ 764,00
2400	EPSBLFMSD	EPSBLFMSS	€ 764,00	EPSBLFMSD	EPSBLFMSS	€ 764,00
2500	EPSBLFMSD	EPSBLFMSS	€ 854,00	EPSBLFMSD	EPSBLFMSS	€ 854,00
2600	EPSBLFMSD	EPSBLFMSS	€ 938,00	EPSBLFMSD	EPSBLFMSS	€ 938,00
2700	EPSBLFMSD	EPSBLFMSS	€ 1.010,00	EPSBLFMSD	EPSBLFMSS	€ 1.010,00
2800	EPSBLFMSD	EPSBLFMSS	€ 1.032,00	EPSBLFMSD	EPSBLFMSS	€ 1.032,00
2900	EPSBLFMSD	EPSBLFMSS	€ 1.080,00	EPSBLFMSD	EPSBLFMSS	€ 1.080,00
3000	EPSBLFMSD	EPSBLFMSS	€ 1.123,00	EPSBLFMSD	EPSBLFMSS	€ 1.123,00

TECHNICAL

- ▶ For other RAL laquered colours such as greys, beiges and or soft colours, an additional 20% has to be applied to the White RAL 9010 price
- ▶ Other special RAL lacquered colours (Red, Yellow, Blue, NCS and dark colours) are available - to be quoted on request
- ▶ For H=1650÷1999 mm price, an additional 15% has to be applied to H=2000 mm price (i.e.: Primer door 600x1900 mm = 387,00 € +15%, White Lacquered RAL 9010 door 600x1900 mm = 687,00 € +15%)
- ▶ Door panel has the milling for the handle and the lock
- ▶ Production with customized dimensions (for prices see superior size)
- ▶ For electric strike additional 7% has to be applied to the above gross prices
- ▶ For inclined doors, additional 60% has to be applied to the above gross prices
- ▶ For double door: double the price and for the latch add 31 € (gross price)
- ▶ Hardware kit not included

LOGISTICS

- ▶ Supplied in 1 box
- ▶ Production time:
30 working days for Primer doors;
45 working days for Lacquered doors

DOORS - ECLISSE SYNTESIS - ECLISSE 40

HINGED - PRIMER-COATED - LACQUERED

PRIMER-COATED DOORS

800			900			1000		
CODE		PRICE	CODE		PRICE	CODE		PRICE
PUSH RIGHT PULL LEFT	PUSH LEFT PULL RIGHT		PUSH RIGHT PULL LEFT	PUSH LEFT PULL RIGHT		PUSH RIGHT PULL LEFT	PUSH LEFT PULL RIGHT	
EPSBSD080200	EPSBSS080200	€ 387,00	EPSBSD090200	EPSBSS090200	€ 433,00	EPSBSD100200	EPSBSS100200	€ 456,00
EPSBSD080210	EPSBSS080210	€ 387,00	EPSBSD090210	EPSBSS090210	€ 433,00	EPSBSD100210	EPSBSS100210	€ 456,00
EPSBSD080220	EPSBSS080220	€ 524,00	EPSBSD090220	EPSBSS090220	€ 524,00	EPSBSD100220	EPSBSS100220	€ 563,00
EPSBSD080230	EPSBSS080230	€ 530,00	EPSBSD090230	EPSBSS090230	€ 530,00	EPSBSD100230	EPSBSS100230	€ 570,00
EPSBSD080240	EPSBSS080240	€ 530,00	EPSBSD090240	EPSBSS090240	€ 530,00	EPSBSD100240	EPSBSS100240	€ 570,00
EPSBSD080250	EPSBSS080250	€ 629,00	EPSBSD090250	EPSBSS090250	€ 629,00	EPSBSD000250	EPSBSS000250	€ 733,00
EPSBSD080260	EPSBSS080260	€ 720,00	EPSBSD090260	EPSBSS090260	€ 720,00	EPSBSD100260	EPSBSS100260	€ 799,00
EPSBSD080270	EPSBSS080270	€ 864,00	EPSBSD090270	EPSBSS090270	€ 864,00	EPSBSD100270	EPSBSS100270	€ 951,00
EPSBFMSD	EPSBFMSS	€ 950,00	EPSBFMSD	EPSBFMSS	€ 950,00	EPSBFMSD	EPSBFMSS	€ 1.046,00
EPSBFMSD	EPSBFMSS	€ 1.045,00	EPSBFMSD	EPSBFMSS	€ 1.045,00	EPSBFMSD	EPSBFMSS	€ 1.151,00
EPSBFMSD	EPSBFMSS	€ 1.150,00	EPSBFMSD	EPSBFMSS	€ 1.150,00	EPSBFMSD	EPSBFMSS	€ 1.266,00

WHITE LACQUERED RAL 9010 DOORS

800			900			1000		
CODE		PRICE	CODE		PRICE	CODE		PRICE
PUSH RIGHT PULL LEFT	PUSH LEFT PULL RIGHT		PUSH RIGHT PULL LEFT	PUSH LEFT PULL RIGHT		PUSH RIGHT PULL LEFT	PUSH LEFT PULL RIGHT	
EPSBLSD080200	EPSBLSS080200	€ 687,00	EPSBLSD090200	EPSBLSS090200	€ 734,00	EPSBLSD100200	EPSBLSS100200	€ 758,00
EPSBLSD080210	EPSBLSS080210	€ 687,00	EPSBLSD090210	EPSBLSS090210	€ 734,00	EPSBLSD100210	EPSBLSS100210	€ 758,00
EPSBLSD080220	EPSBLSS080220	€ 758,00	EPSBLSD090220	EPSBLSS090220	€ 758,00	EPSBLSD100220	EPSBLSS100220	€ 794,00
EPSBLSD080230	EPSBLSS080230	€ 764,00	EPSBLSD090230	EPSBLSS090230	€ 764,00	EPSBLSD100230	EPSBLSS100230	€ 812,00
EPSBLSD080240	EPSBLSS080240	€ 764,00	EPSBLSD090240	EPSBLSS090240	€ 764,00	EPSBLSD100240	EPSBLSS100240	€ 812,00
EPSBLSD080250	EPSBLSS080250	€ 854,00	EPSBLSD090250	EPSBLSS090250	€ 854,00	EPSBLSD000250	EPSBLSS000250	€ 950,00
EPSBLSD080260	EPSBLSS080260	€ 938,00	EPSBLSD090260	EPSBLSS090260	€ 938,00	EPSBLSD100260	EPSBLSS100260	€ 1.010,00
EPSBLSD080270	EPSBLSS080270	€ 1.010,00	EPSBLSD090270	EPSBLSS090270	€ 1.010,00	EPSBLSD100270	EPSBLSS100270	€ 1.057,00
EPSBLFMSD	EPSBLFMSS	€ 1.032,00	EPSBLFMSD	EPSBLFMSS	€ 1.032,00	EPSBLFMSD	EPSBLFMSS	€ 1.129,00
EPSBLFMSD	EPSBLFMSS	€ 1.080,00	EPSBLFMSD	EPSBLFMSS	€ 1.080,00	EPSBLFMSD	EPSBLFMSS	€ 1.172,00
EPSBLFMSD	EPSBLFMSS	€ 1.123,00	EPSBLFMSD	EPSBLFMSS	€ 1.123,00	EPSBLFMSD	EPSBLFMSS	€ 1.188,00

WHITE LACQUERED RAL 9016 DOORS

800			900			1000		
CODE		PRICE	CODE		PRICE	CODE		PRICE
PUSH RIGHT PULL LEFT	PUSH LEFT PULL RIGHT		PUSH RIGHT PULL LEFT	PUSH LEFT PULL RIGHT		PUSH RIGHT PULL LEFT	PUSH LEFT PULL RIGHT	
EPSBLFMSD	EPSBLFMSS	€ 687,00	EPSBLFMSD	EPSBLFMSS	€ 734,00	EPSBLFMSD	EPSBLFMSS	€ 758,00
EPSBLFMSD	EPSBLFMSS	€ 687,00	EPSBLFMSD	EPSBLFMSS	€ 734,00	EPSBLFMSD	EPSBLFMSS	€ 758,00
EPSBLFMSD	EPSBLFMSS	€ 758,00	EPSBLFMSD	EPSBLFMSS	€ 758,00	EPSBLFMSD	EPSBLFMSS	€ 794,00
EPSBLFMSD	EPSBLFMSS	€ 764,00	EPSBLFMSD	EPSBLFMSS	€ 764,00	EPSBLFMSD	EPSBLFMSS	€ 812,00
EPSBLFMSD	EPSBLFMSS	€ 764,00	EPSBLFMSD	EPSBLFMSS	€ 764,00	EPSBLFMSD	EPSBLFMSS	€ 812,00
EPSBLFMSD	EPSBLFMSS	€ 854,00	EPSBLFMSD	EPSBLFMSS	€ 854,00	EPSBLFMSD	EPSBLFMSS	€ 950,00
EPSBLFMSD	EPSBLFMSS	€ 938,00	EPSBLFMSD	EPSBLFMSS	€ 938,00	EPSBLFMSD	EPSBLFMSS	€ 1.010,00
EPSBLFMSD	EPSBLFMSS	€ 1.010,00	EPSBLFMSD	EPSBLFMSS	€ 1.010,00	EPSBLFMSD	EPSBLFMSS	€ 1.057,00
EPSBLFMSD	EPSBLFMSS	€ 1.032,00	EPSBLFMSD	EPSBLFMSS	€ 1.032,00	EPSBLFMSD	EPSBLFMSS	€ 1.129,00
EPSBLFMSD	EPSBLFMSS	€ 1.080,00	EPSBLFMSD	EPSBLFMSS	€ 1.080,00	EPSBLFMSD	EPSBLFMSS	€ 1.172,00
EPSBLFMSD	EPSBLFMSS	€ 1.123,00	EPSBLFMSD	EPSBLFMSS	€ 1.123,00	EPSBLFMSD	EPSBLFMSS	€ 1.188,00

TECHNICAL

- ▶ For other RAL lacquered colours such as greys, beiges and or soft colours, an additional 20% has to be applied to the White RAL 9010 price
- ▶ Other special RAL lacquered colours (Red, Yellow, Blue, NCS and dark colours) are available - to be quoted on request
- ▶ For H=1650÷1999 mm price, an additional 15% has to be applied to H=2000 mm price (i.e.: Primer door 800x1900 mm = 387,00 € +15%, White Lacquered RAL 9010 door 800x1900 mm = 687,00 € +15%)
- ▶ Door panel has the milling for the handle and the lock
- ▶ Production with customized dimensions (for prices see superior size)
- ▶ For electric strike additional 7% has to be applied to the above gross prices
- ▶ For inclined doors, additional 60% has to be applied to the above gross prices
- ▶ For double door: double the price and for the latch add 31 € (gross price)
- ▶ Hardware kit not included

LOGISTICS

- ▶ Supplied in 1 box
- ▶ Production time:
30 working days for Primer doors;
45 working days for Lacquered doors

DOORS - ECLISSE SYNTESIS - ECLISSE 40

HINGED - WOODEN ESSENCES

WOODEN ESSENCES						
NATURAL BRUSHED OAK						
PASSAGE SIZE LxH mm	600			700		
HEIGHT mm	CODE		PRICE	CODE		PRICE
	PUSH RIGHT PULL LEFT	PUSH LEFT PULL RIGHT		PUSH RIGHT PULL LEFT	PUSH LEFT PULL RIGHT	
2000	EPSBL4SD060200	EPSBL4SS060200	€ 886,00	EPSBL4SD070200	EPSBL4SS070200	€ 977,00
2100	EPSBL4SD060210	EPSBL4SS060210	€ 950,00	EPSBL4SD070210	EPSBL4SS070210	€ 1.009,00
2200	EPSBL4SD060220	EPSBL4SS060220	€ 988,00	EPSBL4SD070220	EPSBL4SS070220	€ 1.079,00
2300	EPSBL4SD060230	EPSBL4SS060230	€ 1.015,00	EPSBL4SD070230	EPSBL4SS070230	€ 1.127,00
2400	EPSBL4SD060240	EPSBL4SS060240	€ 1.041,00	EPSBL4SD070240	EPSBL4SS070240	€ 1.154,00
2500	EPSBL4SD060250	EPSBL4SS060250	€ 1.090,00	EPSBL4SD070250	EPSBL4SS070250	€ 1.197,00
2600	EPSBL4SD060260	EPSBL4SS060260	€ 1.133,00	EPSBL4SD070260	EPSBL4SS070260	€ 1.261,00
2700	EPSBL4SD060270	EPSBL4SS060270	€ 1.176,00	EPSBL4SD070270	EPSBL4SS070270	€ 1.304,00
2800	EPSBLFMSD	EPSBLFMSS	€ 1.219,00	EPSBLFMSD	EPSBLFMSS	€ 1.347,00
2900	EPSBLFMSD	EPSBLFMSS	€ 1.256,00	EPSBLFMSD	EPSBLFMSS	€ 1.363,00
3000	EPSBLFMSD	EPSBLFMSS	€ 1.299,00	EPSBLFMSD	EPSBLFMSS	€ 1.406,00

WOODEN ESSENCES						
WHITE ASH		OPEN PORE RAL 9010 WHITE LACQUERED ASH		NATURAL ASH		
PASSAGE SIZE LxH mm	600			700		
HEIGHT mm	CODE		PRICE	CODE		PRICE
	PUSH RIGHT PULL LEFT	PUSH LEFT PULL RIGHT		PUSH RIGHT PULL LEFT	PUSH LEFT PULL RIGHT	
2000	EPSBL_SD060200	EPSBL_SS060200	€ 854,00	EPSBL_SD070200	EPSBL_SS070200	€ 929,00
2100	EPSBL_SD060210	EPSBL_SS060210	€ 918,00	EPSBL_SD070210	EPSBL_SS070210	€ 977,00
2200	EPSBL_SD060220	EPSBL_SS060220	€ 956,00	EPSBL_SD070220	EPSBL_SS070220	€ 1.041,00
2300	EPSBL_SD060230	EPSBL_SS060230	€ 982,00	EPSBL_SD070230	EPSBL_SS070230	€ 1.084,00
2400	EPSBL_SD060240	EPSBL_SS060240	€ 1.009,00	EPSBL_SD070240	EPSBL_SS070240	€ 1.111,00
2500	EPSBL_SD060250	EPSBL_SS060250	€ 1.052,00	EPSBL_SD070250	EPSBL_SS070250	€ 1.160,00
2600	EPSBL_SD060260	EPSBL_SS060260	€ 1.095,00	EPSBL_SD070260	EPSBL_SS070260	€ 1.219,00
2700	EPSBL_SD060270	EPSBL_SS060270	€ 1.133,00	EPSBL_SD070270	EPSBL_SS070270	€ 1.256,00
2800	EPSBLFMSD	EPSBLFMSS	€ 1.186,00	EPSBLFMSD	EPSBLFMSS	€ 1.294,00
2900	EPSBLFMSD	EPSBLFMSS	€ 1.213,00	EPSBLFMSD	EPSBLFMSS	€ 1.310,00
3000	EPSBLFMSD	EPSBLFMSS	€ 1.240,00	EPSBLFMSD	EPSBLFMSS	€ 1.326,00

TECHNICAL

- ▶ To identify the code specify () the essence. 1=White Ash 2=Open Pore Ash Lacquered White RAL 9010 3=Natural Ash. i.e.: EPSBL2SS080210 for 800x2100 mm Open Pore Lacquered White RAL 9010
- ▶ For H=1650÷1999 mm price, an additional 15% has to be applied to H=2000 mm price (i.e.: Natural Oak 600x1900 mm = 886,00 € +15%)
- ▶ Door panel has the milling for the handle and the lock
- ▶ Production with customized dimensions (for prices see superior size)
- ▶ For double door: double the price and for the latch add 31 € (gross price)
- ▶ Hardware kit not included

LOGISTICS

- ▶ Supplied in 1 box
- ▶ Production time: 35 working days

DOORS - ECLISSE SYNTESIS - ECLISSE 40

HINGED - WOODEN ESSENCES

WOODEN ESSENCES								
NATURAL BRUSHED OAK								
800			900			1000		
CODE		PRICE	CODE		PRICE	CODE		PRICE
PUSH RIGHT PULL LEFT	PUSH LEFT PULL RIGHT		PUSH RIGHT PULL LEFT	PUSH LEFT PULL RIGHT		PUSH RIGHT PULL LEFT	PUSH LEFT PULL RIGHT	
EPSBL4SD080200	EPSBL4SS080200	€ 1.068,00	EPSBL4SD090200	EPSBL4SS090200	€ 1.143,00	EPSBL4SD100200	EPSBL4SS100200	€ 1.240,00
EPSBL4SD080210	EPSBL4SS080210	€ 1.117,00	EPSBL4SD090210	EPSBL4SS090210	€ 1.197,00	EPSBL4SD100210	EPSBL4SS100210	€ 1.288,00
EPSBL4SD080220	EPSBL4SS080220	€ 1.170,00	EPSBL4SD090220	EPSBL4SS090220	€ 1.278,00	EPSBL4SD100220	EPSBL4SS100220	€ 1.353,00
EPSBL4SD080230	EPSBL4SS080230	€ 1.208,00	EPSBL4SD090230	EPSBL4SS090230	€ 1.304,00	EPSBL4SD100230	EPSBL4SS100230	€ 1.412,00
EPSBL4SD080240	EPSBL4SS080240	€ 1.256,00	EPSBL4SD090240	EPSBL4SS090240	€ 1.347,00	EPSBL4SD100240	EPSBL4SS100240	€ 1.449,00
EPSBL4SD080250	EPSBL4SS080250	€ 1.299,00	EPSBL4SD090250	EPSBL4SS090250	€ 1.417,00	EPSBL4SD100250	EPSBL4SS100250	€ 1.492,00
EPSBL4SD080260	EPSBL4SS080260	€ 1.353,00	EPSBL4SD090260	EPSBL4SS090260	€ 1.471,00	EPSBL4SD100260	EPSBL4SS100260	€ 1.578,00
EPSBL4SD080270	EPSBL4SS080270	€ 1.390,00	EPSBL4SD090270	EPSBL4SS090270	€ 1.498,00	EPSBL4SD100270	EPSBL4SS100270	€ 1.632,00
EPSBLFMSD	EPSBLFMSS	€ 1.423,00	EPSBLFMSD	EPSBLFMSS	€ 1.530,00	EPSBLFMSD	EPSBLFMSS	€ 1.669,00
EPSBLFMSD	EPSBLFMSS	€ 1.476,00	EPSBLFMSD	EPSBLFMSS	€ 1.594,00	EPSBLFMSD	EPSBLFMSS	€ 1.734,00
EPSBLFMSD	EPSBLFMSS	€ 1.530,00	EPSBLFMSD	EPSBLFMSS	€ 1.648,00	EPSBLFMSD	EPSBLFMSS	€ 1.771,00

WOODEN ESSENCES								
WHITE ASH			OPEN PORE RAL 9010 WHITE LACQUERED ASH			NATURAL ASH		
800			900			1000		
CODE		PRICE	CODE		PRICE	CODE		PRICE
PUSH RIGHT PULL LEFT	PUSH LEFT PULL RIGHT		PUSH RIGHT PULL LEFT	PUSH LEFT PULL RIGHT		PUSH RIGHT PULL LEFT	PUSH LEFT PULL RIGHT	
EPSBL_SD080200	EPSBL_SS080200	€ 1.025,00	EPSBL_SD090200	EPSBL_SS090200	€ 1.100,00	EPSBL_SD100200	EPSBL_SS100200	€ 1.192,00
EPSBL_SD080210	EPSBL_SS080210	€ 1.074,00	EPSBL_SD090210	EPSBL_SS090210	€ 1.154,00	EPSBL_SD100210	EPSBL_SS100210	€ 1.240,00
EPSBL_SD080220	EPSBL_SS080220	€ 1.122,00	EPSBL_SD090220	EPSBL_SS090220	€ 1.229,00	EPSBL_SD100220	EPSBL_SS100220	€ 1.299,00
EPSBL_SD080230	EPSBL_SS080230	€ 1.165,00	EPSBL_SD090230	EPSBL_SS090230	€ 1.256,00	EPSBL_SD100230	EPSBL_SS100230	€ 1.363,00
EPSBL_SD080240	EPSBL_SS080240	€ 1.213,00	EPSBL_SD090240	EPSBL_SS090240	€ 1.304,00	EPSBL_SD100240	EPSBL_SS100240	€ 1.396,00
EPSBL_SD080250	EPSBL_SS080250	€ 1.251,00	EPSBL_SD090250	EPSBL_SS090250	€ 1.369,00	EPSBL_SD100250	EPSBL_SS100250	€ 1.449,00
EPSBL_SD080260	EPSBL_SS080260	€ 1.304,00	EPSBL_SD090260	EPSBL_SS090260	€ 1.417,00	EPSBL_SD100260	EPSBL_SS100260	€ 1.530,00
EPSBL_SD080270	EPSBL_SS080270	€ 1.342,00	EPSBL_SD090270	EPSBL_SS090270	€ 1.439,00	EPSBL_SD100270	EPSBL_SS100270	€ 1.573,00
EPSBLFMSD	EPSBLFMSS	€ 1.374,00	EPSBLFMSD	EPSBLFMSS	€ 1.471,00	EPSBLFMSD	EPSBLFMSS	€ 1.610,00
EPSBLFMSD	EPSBLFMSS	€ 1.428,00	EPSBLFMSD	EPSBLFMSS	€ 1.535,00	EPSBLFMSD	EPSBLFMSS	€ 1.669,00
EPSBLFMSD	EPSBLFMSS	€ 1.482,00	EPSBLFMSD	EPSBLFMSS	€ 1.594,00	EPSBLFMSD	EPSBLFMSS	€ 1.712,00

TECHNICAL

- ▶ To identify the code specify () the essence. **1**=White Ash **2**=Open Pore Ash Lacquered White RAL 9010 **3**=Natural Ash. i.e.: EPSBL2SS080210 for 800x2100 mm Open Pore Lacquered White RAL 9010
- ▶ For H=1650÷1999 mm price, an additional 15% has to be applied to H=2000 mm price (i.e.: Natural Oak 800x1900 mm = 1.068,00 € +15%)
- ▶ Door panel has the milling for the handle and the lock
- ▶ Production with customized dimensions (for prices see superior size)
- ▶ For double door: double the price and for the latch add 31 € (gross price)
- ▶ Hardware kit not included

LOGISTICS

- ▶ Supplied in 1 box
- ▶ Production time: 35 working days

DOORS - ECLISSE SYNTESIS - ECLISSE 40

HINGED - GLASS ALUMINIUM DOORS - SINGLE GLASS



DOOR PANEL FRAME (handle not included)

ALUMINIUM	WHITE RAL 9010	TOBACCO
-----------	----------------	---------

GLASS FINISHES

SMOKED	BRONZE		
PASSAGE SIZE LxH mm	1650÷2100	2150÷2400	2450÷2700
	PRICE	PRICE	PRICE
600÷800	€ 1.794,00	€ 1.934,00	€ 1.982,00
850÷1000	€ 1.893,00	€ 2.044,00	€ 2.102,00

SATIN EXTRA CLEAR	SATIN SMOKED	SATIN BRONZE	
REFLEX SMOKED	REFLEX BRONZE	MIRROR (FLUSH SIDE)	
PASSAGE SIZE LxH mm	1650÷2100	2150÷2400	2450÷2700
	PRICE	PRICE	PRICE
600÷800	€ 1.946,00	€ 2.110,00	€ 2.177,00
850÷1000	€ 2.081,00	€ 2.263,00	€ 2.343,00

DOOR PANEL FRAME (handle not included)

CHAMPAGNE	BRONZE
-----------	--------

GLASS FINISHES

SMOKED	BRONZE		
PASSAGE SIZE LxH mm	1650÷2100	2150÷2400	2450÷2700
	PRICE	PRICE	PRICE
600÷800	€ 2.527,00	€ 2.709,00	€ 2.796,00
850÷1000	€ 2.654,00	€ 2.842,00	€ 2.942,00

SATIN EXTRA CLEAR	SATIN SMOKED	SATIN BRONZE	
REFLEX SMOKED	REFLEX BRONZE	DOUBLE SIDE MIRROR	
PASSAGE SIZE LxH mm	1650÷2100	2150÷2400	2450÷2700
	PRICE	PRICE	PRICE
600÷800	€ 2.674,00	€ 2.878,00	€ 2.986,00
850÷1000	€ 2.835,00	€ 3.055,00	€ 3.175,00

TECHNICAL

- ▶ IMPORTANT: to place an order please ask for "Order Form"
- ▶ Hardware kit not included
- ▶ Available without header
- ▶ Not available for double door

LOGISTICS

- ▶ Supplied in 1 box
- ▶ Production time: 40 working days

DOORS - ECLISSE SYNTESIS - ECLISSE 40

HINGED - GLASS ALUMINIUM DOORS - DOUBLE GLASS



DOOR PANEL FRAME (handle not included)

ALUMINIUM	WHITE RAL 9010	TOBACCO
-----------	----------------	---------

GLASS FINISHES

SMOKED	BRONZE		
PASSAGE SIZE LxH mm	1650÷2100	2150÷2400	2450÷2700
	PRICE	PRICE	PRICE
600÷800	€ 2.378,00	€ 2.568,00	€ 2.660,00
850÷1000	€ 2.553,00	€ 2.764,00	€ 2.876,00

SATIN EXTRA CLEAR	SATIN SMOKED	SATIN BRONZE	
REFLEX SMOKED	REFLEX BRONZE	DOUBLE SIDE MIRROR	
PASSAGE SIZE LxH mm	1650÷2100	2150÷2400	2450÷2700
	PRICE	PRICE	PRICE
600÷800	€ 2.682,00	€ 2.918,00	€ 3.051,00
850÷1000	€ 2.931,00	€ 3.199,00	€ 3.358,00

DOOR PANEL FRAME (handle not included)

CHAMPAGNE	BRONZE
-----------	--------

GLASS FINISHES

SMOKED	BRONZE		
PASSAGE SIZE LxH mm	1650÷2100	2150÷2400	2450÷2700
	PRICE	PRICE	PRICE
600÷800	€ 3.096,00	€ 3.326,00	€ 3.459,00
850÷1000	€ 3.295,00	€ 3.545,00	€ 3.696,00

SATIN EXTRA CLEAR	SATIN SMOKED	SATIN BRONZE	
REFLEX SMOKED	REFLEX BRONZE	DOUBLE SIDE MIRROR	
PASSAGE SIZE LxH mm	1650÷2100	2150÷2400	2450÷2700
	PRICE	PRICE	PRICE
600÷800	€ 3.393,00	€ 3.665,00	€ 3.838,00
850÷1000	€ 3.665,00	€ 3.970,00	€ 4.164,00

TECHNICAL

- ▶ IMPORTANT: to place an order please ask for "Order Form"
- ▶ Hardware kit not included
- ▶ Available without header
- ▶ Not available for double door

LOGISTICS

- ▶ Supplied in 1 box
- ▶ Production time: 40 working days

DOORS - ECLISSE SYNTESIS LINE BATTENTE 50**HINGED - PRIMER-COATED - LACQUERED**

PRIMER-COATED DOORS					
PASSAGE SIZE mm	600	700	800	900	1000
HEIGHT mm	PRICE	PRICE	PRICE	PRICE	PRICE
2000	€ 567,00	€ 567,00	€ 567,00	€ 634,00	€ 668,00
2100	€ 567,00	€ 567,00	€ 567,00	€ 634,00	€ 668,00
2200	€ 668,00	€ 668,00	€ 668,00	€ 668,00	€ 713,00
2300	€ 673,00	€ 673,00	€ 673,00	€ 673,00	€ 724,00
2400	€ 673,00	€ 673,00	€ 673,00	€ 673,00	€ 724,00
2500	€ 796,00	€ 796,00	€ 796,00	€ 796,00	€ 930,00
2600	€ 914,00	€ 914,00	€ 914,00	€ 914,00	€ 1.009,00
2700	€ 1.009,00	€ 1.009,00	€ 1.009,00	€ 1.009,00	€ 1.076,00

WHITE LACQUERED RAL 9010 DOORS					
PASSAGE SIZE mm	600	700	800	900	1000
HEIGHT mm	PRICE	PRICE	PRICE	PRICE	PRICE
2000	€ 767,00	€ 767,00	€ 767,00	€ 828,00	€ 851,00
2100	€ 767,00	€ 767,00	€ 767,00	€ 828,00	€ 851,00
2200	€ 851,00	€ 851,00	€ 851,00	€ 851,00	€ 896,00
2300	€ 858,00	€ 858,00	€ 858,00	€ 858,00	€ 912,00
2400	€ 858,00	€ 858,00	€ 858,00	€ 858,00	€ 912,00
2500	€ 957,00	€ 957,00	€ 957,00	€ 957,00	€ 1.063,00
2600	€ 1.048,00	€ 1.048,00	€ 1.048,00	€ 1.048,00	€ 1.132,00
2700	€ 1.132,00	€ 1.132,00	€ 1.132,00	€ 1.132,00	€ 1.185,00

TECHNICAL

- ▶ For other RAL lacquered colours such as greys, beiges and or soft colours, an additional 20% has to be applied to the White RAL 9010 price
- ▶ Other special RAL lacquered colours (Red, Yellow, Blue, NCS and dark colours) are available - to be quoted on request
- ▶ For H=1650÷1999 mm price, an additional 15% has to be applied to H=2000 mm price (i.e.: Primer door 600x1900 mm = 567,00 € +15%, White Lacquered RAL 9010 door 600x1900 mm = 767,00 € +15%)
- ▶ Door panel has the milling for the handle and the lock
- ▶ Production with customized dimensions (for prices see superior size)
- ▶ For electric strike additional 7% has to be applied to the above gross prices
- ▶ Hardware kit not included

LOGISTICS

- ▶ Supplied in 1 box
- ▶ Production time:
 - 35 working days for Primer doors;
 - 40 working days for White Lacquered RAL 9010 doors;
 - 50 working days for Other Lacquered RAL Colours doors

HANDLES



ECLISSE offers a range of handles and lock kits for sliding pocket doors and for hinged doors, both for glass and wooden panels.

The ECLISSE lock kits are equipped as standard with integrated pull lever, to ease the gripping of the door and give a neater and more elegant appearance, without the finger pull hole above the plate. In double door models the absence of the protruding finger pull thickness allows the edges of the two sliding door panels to join perfectly, preventing any light from passing between the closed door panels.

The lock kits are available in different finishes, to match any type of door.

HANDLES

FOR ECLISSE DOORS - SLIDING

EASY ROUND



KIT WITHOUT LOCK

POLISHED BRASS		POLISHED CHROME		SATIN CHROME	
CODE	PRICE	CODE	PRICE	CODE	PRICE
OSRLOL1	€ 22,00	OSRLCL1	€ 26,00	OSRLCS1	€ 24,00



KIT WITH LOCK AND KEYHOLE

POLISHED BRASS		POLISHED CHROME		SATIN CHROME	
CODE	PRICE	CODE	PRICE	CODE	PRICE
OSRLOL3	€ 34,00	OSRLCL3	€ 41,00	OSRLCS3	€ 39,00



KIT WITH LOCK AND THUMB TURN

POLISHED BRASS		POLISHED CHROME		SATIN CHROME	
CODE	PRICE	CODE	PRICE	CODE	PRICE
OSRLOL2	€ 40,00	OSRLCL2	€ 46,00	OSRLCS2	€ 43,00



KIT WITH CYLINDER LOCK

POLISHED BRASS		POLISHED CHROME		SATIN CHROME	
CODE	PRICE	CODE	PRICE	CODE	PRICE
OSRLOL4	€ 34,00	OSRLCL4	€ 41,00	OSRLCS4	€ 39,00

LOGISTICS

- ▶ Supplied in 1 box
- ▶ Production time: 8 working days

HANDLES

FOR ECLISSE DOORS - SLIDING

EASY SQUARE



KIT WITHOUT LOCK

POLISHED BRASS		POLISHED CHROME		SATIN CHROME	
CODE	PRICE	CODE	PRICE	CODE	PRICE
OSQLOL1	€ 32,00	OSQLCL1	€ 35,00	OSQLCS1	€ 34,00



KIT WITH LOCK AND KEYHOLE

POLISHED BRASS		POLISHED CHROME		SATIN CHROME	
CODE	PRICE	CODE	PRICE	CODE	PRICE
OSQLOL3	€ 41,00	OSQLCL3	€ 48,00	OSQLCS3	€ 46,00



KIT WITH LOCK AND THUMB TURN

POLISHED BRASS		POLISHED CHROME		SATIN CHROME	
CODE	PRICE	CODE	PRICE	CODE	PRICE
OSQLOL2	€ 46,00	OSQLCL2	€ 53,00	OSQLCS2	€ 50,00



KIT WITH CYLINDER LOCK

POLISHED BRASS		POLISHED CHROME		SATIN CHROME	
CODE	PRICE	CODE	PRICE	CODE	PRICE
OSQLOL4	€ 41,00	OSQLCL4	€ 48,00	OSQLCS4	€ 46,00

LOGISTICS

- ▶ Supplied in 1 box
- ▶ Production time: 8 working days

HANDLES

FOR ECLISSE DOORS - SLIDING

CASSIOPEA ROUND

SATIN CHROME

RAL 9010 MATT WHITE

BLACK



KIT WITHOUT LOCK

CODE	PRICE	CODE	PRICE	CODE	PRICE
OSC1LRD	€ 96,00	OSRLBO1D	€ 121,00	OSRLNO1D	€ 132,00



KIT WITH LOCK AND KEYHOLE

CODE	PRICE	CODE	PRICE	CODE	PRICE
OSS1LRD	€ 131,00	OSRLBO3D	€ 175,00	OSRLNO3D	€ 191,00



KIT WITH LOCK AND THUMB TURN

CODE	PRICE	CODE	PRICE	CODE	PRICE
OSSLRD	€ 140,00	OSRLBO2D	€ 179,00	OSRLNO2D	€ 203,00

CASSIOPEA SQUARE

SATIN CHROME

RAL 9010 MATT WHITE

BLACK



KIT WITHOUT LOCK

CODE	PRICE	CODE	PRICE	CODE	PRICE
OSC1LQD	€ 105,00	OSQLBO1D	€ 131,00	OSQLNO1D	€ 142,00



KIT WITH LOCK AND KEYHOLE

CODE	PRICE	CODE	PRICE	CODE	PRICE
OSS1LQD	€ 140,00	OSQLBO3D	€ 184,00	OSQLNO3D	€ 191,00



KIT WITH LOCK AND THUMB TURN

CODE	PRICE	CODE	PRICE	CODE	PRICE
OSSLQD	€ 158,00	OSQLBO2D	€ 199,00	OSQLNO2D	€ 223,00

LOGISTICS

- ▶ Supplied in 1 box
- ▶ Production time: 8 working days

HANDLES

FOR ECLISSE DOORS - SLIDING

ECLISSE 40+one



WITHOUT LOCK

RAL 9010 MATT WHITE		SATIN CHROME		CHAMPAGNE		BRONZE		TOBACCO	
CODE	PRICE	CODE	PRICE	CODE	PRICE	CODE	PRICE	CODE	PRICE
OSQLBO1M	€ 201,00	OSQLCS1M	€ 194,00	OSQLCH1M	€ 189,00	OSQLBR1M	€ 189,00	OSQLTO1M	€ 189,00



WITH KEYHOLE

RAL 9010 MATT WHITE		SATIN CHROME		CHAMPAGNE		BRONZE		TOBACCO	
CODE	PRICE	CODE	PRICE	CODE	PRICE	CODE	PRICE	CODE	PRICE
OSQLBO3M	€ 240,00	OSQLCS3M	€ 216,00	OSQLCH3M	€ 212,00	OSQLBR3M	€ 212,00	OSQLTO3M	€ 212,00



WITH THUMB TURN

RAL 9010 MATT WHITE		SATIN CHROME		CHAMPAGNE		BRONZE		TOBACCO	
CODE	PRICE	CODE	PRICE	CODE	PRICE	CODE	PRICE	CODE	PRICE
OSQLBO2M	€ 309,00	OSQLCS2M	€ 290,00	OSQLCH2M	€ 300,00	OSQLBR2M	€ 300,00	OSQLTO2M	€ 300,00

HANDLES
FOR SLIDING DOORSHANDLES
FOR BATTENTE DOORSHANDLES
FOR FLUSH WALL CLOSURE

ACCESSORIES

BASEBOARD

GENERAL SALES
TERMS AND
CONDITIONS

LOGISTICS

- ▶ Supplied in 1 box
- ▶ Production time: 8 working days

HANDLES

FOR ECLISSE DOORS - SLIDING

PAIR OF BAR HANDLES WITH MATCHING COVER PLATES



POLISHED CHROME		SATIN CHROME	
CODE	PRICE	CODE	PRICE
OPCLCL	€ 13,00	OPCLCS	€ 13,00

POLISHED STAINLESS STEEL SATIN STAINLESS STEEL
Ø20x300x55 mm

CODE	PRICE	CODE	PRICE
OSVMA1	€ 240,00	OSVMA	€ 200,00

KNOBS FOR ECLISSE NOVANTA MODEL WITH LOCK KIT



POLISHED BRASS		SATIN CHROME BRASS	
CODE	PRICE	CODE	PRICE
OSO2	€ 110,00	OSO11	€ 130,00

COVER PLATES FOR SINGLE DOOR



POLISHED BRASS		POLISHED CHROME		SATIN CHROME		WHITE		BLACK	
CODE	PRICE	CODE	PRICE	CODE	PRICE	CODE	PRICE	CODE	PRICE
OPCLLOL	€ 12,00	OPCLCLL	€ 13,00	OPCLCLS	€ 13,00	OPCLLBO	€ 20,00	OPCLLNO	€ 22,00

COVER PLATES FOR DOUBLE DOOR



POLISHED BRASS		POLISHED CHROME		SATIN CHROME		WHITE		BLACK	
CODE	PRICE	CODE	PRICE	CODE	PRICE	CODE	PRICE	CODE	PRICE
OPFLLOL	€ 37,00	OPFLCLL	€ 31,00	OPFLCLS	€ 32,00	OPFLLBO	€ 34,00	OPFLLNO	€ 44,00

LOGISTICS

- ▶ Supplied in 1 box
- ▶ Production time: 8 working days

HANDLES

WAVE KIT FOR SYNTESIS LINE - SLIDING

WAVE



CLOSING KIT SLIDING WAVE WITHOUT LOCK (LEVER)

ANODIZED SILVER		SATIN CHROME		MATT BLACK		MATT WHITE	
CODE	PRICE	CODE	PRICE	CODE	PRICE	CODE	PRICE
OSWS5AA1	€ 335,00	OSWS5CS1	€ 285,00	OSWS5NO1	€ 294,00	OSWS5BO1	€ 298,00



CLOSING KIT SLIDING WAVE WITH BATHROOM LOCK (LEVER)

ANODIZED SILVER		SATIN CHROME		MATT BLACK		MATT WHITE	
CODE	PRICE	CODE	PRICE	CODE	PRICE	CODE	PRICE
OSWS5AA2	€ 395,00	OSWS5CS2	€ 348,00	OSWS5NO2	€ 368,00	OSWS5BO2	€ 375,00



CLOSING KIT SLIDING WAVE WITH CYLINDER LOCK (LEVER)

ANODIZED SILVER		SATIN CHROME		MATT BLACK		MATT WHITE	
CODE	PRICE	CODE	PRICE	CODE	PRICE	CODE	PRICE
OSWS5AA4	€ 370,00	OSWS5CS4	€ 322,00	OSWS5NO4	€ 350,00	OSWS5BO4	€ 353,00

LOGISTICS

- ▶ Supplied in 1 box
- ▶ Production time: 40 working days

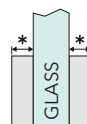
HANDLES

FOR ECLISSE DOORS - SLIDING

STANDARD HANDLES				SIROS** LOCK KIT WITH OR WITHOUT CYLINDER							
											
GLASS FUSED HANDLE 25x105x10* mm				POLISHED CHROME SATIN CHROME with cylinder 97x90x5* mm				POLISHED CHROME SATIN CHROME without cylinder 97x90x5* mm			
CODE	PRICE			CODE	PRICE	CODE	PRICE	CODE	PRICE	CODE	PRICE
--	€ --			OSD15	€ 330,00	OSD16	€ 353,00	OSD13	€ 302,00	OSD14	€ 325,00
PAIR OF BAR HANDLES***				NISÍ				MYRTA			
											
POLISHED STAINLESS STEEL		SATIN STAINLESS STEEL		POLISHED CHROME		SATIN CHROME		POLISHED CHROME		SATIN CHROME	
Ø20x300x55* mm				Ø50x4* mm				50x50x10* mm			
CODE	PRICE	CODE	PRICE	CODE	PRICE	CODE	PRICE	CODE	PRICE	CODE	PRICE
OSVMA1	€ 240,00	OSVMA	€ 200,00	OSD17	€ 126,00	OSD18	€ 111,00	OSD5	€ 160,00	OSD6	€ 177,00
THERA				KOS							
											
POLISHED CHROME		SATIN CHROME		POLISHED CHROME		SATIN CHROME					
70x100x4* mm				Ø25x35* mm							
CODE	PRICE	CODE	PRICE	CODE	PRICE	CODE	PRICE				
OSD19	€ 165,00	OSD20	€ 173,00	OSD23	€ 80,00	OSD24	€ 80,00				

TECHNICAL

- ▶ For every lock kit there are the handle dimensions (LxH)
The dimensions marked with the stars indicate the thickness of the handle protruding from the glass on each side



- ▶ Siros lock kit has security opening.
The version without cylinder allows the glass door to completely hide
- ** Not available for Classic Collection models

*** Available also for wooden doors

LOGISTICS

- ▶ Supplied in 1 box
- ▶ Production time: 20 working days

HANDLES

FOR ECLISSE DOORS - BATTENTE

CASSIOPEA BATTENTE ROUND

CASSIOPEA BATTENTE SQUARE



WITHOUT LOCK

WITHOUT LOCK

SATIN CHROME

BLACK

SATIN CHROME

BLACK

CODE

PRICE

CODE

PRICE

CODE

PRICE

CODE

PRICE

OSM10

€ 219,00

OSM66


€ 261,00

OSM2

€ 196,00

OSM62

€ 237,00



WITH KEYHOLE

WITH KEYHOLE

SATIN CHROME

BLACK

SATIN CHROME

BLACK

CODE

PRICE

CODE

PRICE

CODE

PRICE

CODE

PRICE

OSM12

€ 242,00

OSM67

€ 290,00

OSM4

€ 222,00

OSM63

€ 265,00



WITH THUMB TURN

WITH THUMB TURN

SATIN CHROME

BLACK

SATIN CHROME

BLACK

CODE

PRICE

CODE

PRICE

CODE

PRICE

CODE

PRICE

OSM14

€ 291,00

OSM68

€ 348,00

OSM6

€ 266,00

OSM64

€ 319,00



WITH CYLINDER (not included*)

WITH CYLINDER (not included*)

SATIN CHROME

SATIN CHROME

CODE

PRICE

CODE

PRICE

OSM16

€ 242,00

OSM8

€ 222,00

TECHNICAL

LOGISTICS

* Satin Nickel cylinder code: 119004700 = 77,00 € (gross price)

- ▶ Supplied in 1 box
- ▶ Production time: 8 working days

HANDLES

FOR ECLISSE DOORS - BATTENTE

ECLISSE 40+one



WITHOUT LOCK

RAL 9010 MATT WHITE		SATIN CHROME		CHAMPAGNE		BRONZE		TOBACCO	
CODE	PRICE	CODE	PRICE	CODE	PRICE	CODE	PRICE	CODE	PRICE
OSM38	€ 227,00	OSM35	€ 227,00	OSM47	€ 206,00	OSM50	€ 206,00	OSM56	€ 206,00



WITH KEYHOLE

RAL 9010 MATT WHITE		SATIN CHROME		CHAMPAGNE		BRONZE		TOBACCO	
CODE	PRICE	CODE	PRICE	CODE	PRICE	CODE	PRICE	CODE	PRICE
OSM39	€ 285,00	OSM36	€ 285,00	OSM48	€ 254,00	OSM51	€ 254,00	OSM57	€ 254,00



WITH THUMB TURN

RAL 9010 MATT WHITE		SATIN CHROME		CHAMPAGNE		BRONZE		TOBACCO	
CODE	PRICE	CODE	PRICE	CODE	PRICE	CODE	PRICE	CODE	PRICE
OSM40	€ 373,00	OSM37	€ 373,00	OSM49	€ 344,00	OSM52	€ 344,00	OSM58	€ 344,00

LOGISTICS

- ▶ Supplied in 1 box
- ▶ Production time: 8 working days

HANDLES

FOR ECLISSE DOORS - BATTENTE

PURE - Nuda Collection by Verum (Italy)



WITHOUT LOCK

SATIN CHROME		RAL 9010 MATT WHITE		MATT BLACK	
CODE	PRICE	CODE	PRICE	CODE	PRICE
OSM41	€ 124,00	OSM59	€ 125,00	OSM53	€ 125,00



WITH KEYHOLE

SATIN CHROME		RAL 9010 MATT WHITE		MATT BLACK	
CODE	PRICE	CODE	PRICE	CODE	PRICE
OSM42	€ 163,00	OSM60	€ 162,00	OSM54	€ 162,00



WITH THUMB TURN

SATIN CHROME		RAL 9010 MATT WHITE		MATT BLACK	
CODE	PRICE	CODE	PRICE	CODE	PRICE
OSM43	€ 194,00	OSM61	€ 202,00	OSM55	€ 202,00

HANDLES
FOR SLIDING DOORSHANDLES
FOR BATTENTE DOORSHANDLES
FOR FLUSH WALL CLOSURE

ACCESSORIES

BASEBOARD

GENERAL SALES
TERMS AND
CONDITIONS

LOGISTICS

- ▶ Supplied in 1 box
- ▶ Production time: 8 working days

HANDLES

FOR ECLISSE DOORS - ECLISSE SYNTESIS BATTENTE

PULL HANDLE (with magnetic lock for ECLISSE SYNTESIS LINE BATTENTE) - ONLY PULL DOORS

DOOR PULL ROUND HANDLE
Ø 32 mm

DOOR PULL SQUARE HANDLE
30x30 mm



BRUSHED NICKEL

CODE	PRICE	CODE	PRICE
OSMB	€ 175,00	OSMBQ	€ 175,00



WHITE

CODE	PRICE	CODE	PRICE
OSMB2	€ 175,00	OSMBQ2	€ 175,00

PULL LEVER HANDLES (with magnetic lock for ECLISSE SYNTESIS LINE BATTENTE)

PULL LEVER HANDLE
30x60 mm



BRUSHED NICKEL

WHITE

CODE	PRICE	CODE	PRICE
OSMBL	€ 205,00	OSMBL2	€ 205,00

MAGNETIC LOCK (for ECLISSE SYNTESIS LINE BATTENTE)

WITHOUT HANDLES



WHITE

CODE	PRICE
OSMB1	€ 124,00

LOGISTICS

- ▶ Supplied in 1 box
- ▶ Production time: 8 working days

HANDLES

WAVE KIT FOR SYNTESIS LINE - BATTENTE

WAVE



CLOSING KIT BATTENTE WAVE E50 - PASSAGE

ANODIZED SILVER		SATIN CHROME		MATT BLACK		MATT WHITE	
CODE	PRICE	CODE	PRICE	CODE	PRICE	CODE	PRICE
OSWB5AA1	€ 401,00	OSWB5CS1	€ 351,00	OSWB5NO1	€ 367,00	OSWB5BO1	€ 364,00



CLOSING KIT BATTENTE WAVE E50 WITH BATHROOM LOCK

ANODIZED SILVER		SATIN CHROME		MATT BLACK		MATT WHITE	
CODE	PRICE	CODE	PRICE	CODE	PRICE	CODE	PRICE
OSWB5AA2	€ 433,00	OSWB5CS2	€ 386,00	OSWB5NO2	€ 403,00	OSWB5BO2	€ 400,00



CLOSING KIT BATTENTE WAVE E50 WITH CYLINDER LOCK

ANODIZED SILVER		SATIN CHROME		MATT BLACK		MATT WHITE	
CODE	PRICE	CODE	PRICE	CODE	PRICE	CODE	PRICE
OSWB5AA4	€ 415,00	OSWB5CS4	€ 367,00	OSWB5NO4	€ 383,00	OSWB5BO4	€ 381,00

MAGNETIC LOCK BATTENTE WITH WAVE

ANODIZED SILVER		SATIN CHROME		MATT BLACK		MATT WHITE	
CODE	PRICE	CODE	PRICE	CODE	PRICE	CODE	PRICE
OSWBTA A	€ 423,00	OSWBTC S	€ 373,00	OSWB TNO	€ 379,00	OSWB TBO	€ 379,00

LOGISTICS

- ▶ Supplied in 1 box
- ▶ Production time: 40 working days

HANDLES

FOR ECLISSE GLASS ALUMINIUM DOORS - BATTENTE

ZANTE

ECLISSE 40+one



WITHOUT LOCK		WITH THUMB TURN		WITHOUT LOCK		WITH THUMB TURN	
ALUMINIUM							
CODE	PRICE	CODE	PRICE	CODE	PRICE	CODE	PRICE
OSMVA11	€ 163,00	OSMVA12	€ 203,00				

RAL 9010 WHITE

CODE	PRICE	CODE	PRICE	CODE	PRICE	CODE	PRICE
OSMVA13	€ 163,00	OSMVA14	€ 203,00	OSMVA3	€ 264,00	OSMVA4	€ 301,00

TOBACCO

CODE	PRICE	CODE	PRICE	CODE	PRICE	CODE	PRICE
OSMVA15	€ 163,00	OSMVA16	€ 203,00	OSMVA5	€ 264,00	OSMVA6	€ 301,00

CHAMPAGNE

CODE	PRICE	CODE	PRICE	CODE	PRICE	CODE	PRICE
OSMVA17	€ 163,00	OSMVA18	€ 203,00	OSMVA7	€ 264,00	OSMVA8	€ 301,00

BRONZE

CODE	PRICE	CODE	PRICE	CODE	PRICE	CODE	PRICE
OSMVA19	€ 163,00	OSMVA20	€ 203,00	OSMVA9	€ 264,00	OSMVA10	€ 301,00

LOGISTICS

- ▶ Supplied in 1 box
- ▶ Production time: 30 working days
- ▶ Handles available only in combination with glass aluminium doors, cannot be sold separately

HANDLES

FOR FLUSH WALL CLOSURE - ECLISSE SYNTESIS AREO

BUTTON HANDLES

DOOR PULL ROUND HANDLE
Ø 32 mm



DOOR PULL SQUARE HANDLE
30x30 mm



BRUSHED NICKEL

Additional € 43,00



WHITE

Additional € 37,00

LEVER HANDLES

PULL LEVER HANDLE
30x60 mm



BRUSHED NICKEL

WHITE

Additional € 38,00

HANDLES

HANDLES
12x296x22 mm



BRUSHED NICKEL

WHITE

Additional € 40,00

KEY LOCK*



Additional € 47,00

LOGISTICS

- ▶ Supplied in 1 box
- ▶ Production time: 30 working days

* Not suitable for bifold door system.

HANDLES

FOR FLUSH WALL CLOSURE - ECLISSE SYNTESIS TECH

LEVER HANDLES

PULL LEVER HANDLE
30x60 mm



BRUSHED NICKEL

WHITE

Additional € 38,00

KEY LOCK*



Additional € 37,00

TECHNICAL

* Not suitable for double door models.

LOGISTICS

- ▶ Supplied in 1 box
- ▶ Production time: 15 working days

ACCESSORIES








Innovating means developing more targeted solutions, giving each customer exactly what it takes to make his daily life more comfortable.

This is the reason why ECLISSE has designed and patented a series of accessories and automations that make each pocket door system unique.

ACCESSORIES

COMPATIBILITY TABLE

Thanks to ECLISSE's patented extractable track, accessories marked with a blue dot (●) can also be retrofitted on an already installed pocket door system.

		ECLISSE BIAS	ECLISSE BIAS DS	SELF-CLOSING SYSTEM	DOUBLE DOOR CO-ORDINATION FOR CLASSIC	DOUBLE DOOR CO-ORDINATION FOR SYNTESIS FLUSH
						
ECLISSE CLASSIC COLLECTION	ECLISSE SINGLE	●	●	●		
	ECLISSE DOUBLE	●	●		●	
	ECLISSE LUCE SINGLE	●	●	●		
	ECLISSE LUCE DOUBLE	●	●		●	
	ECLISSE EWOLUTO SINGLE	●	●			
	ECLISSE EWOLUTO DOUBLE	●	●		●	
	ECLISSE TELESCOPIC SINGLE	●				
	ECLISSE TELESCOPIC DOUBLE	●				
	ECLISSE UNILATERAL	●	●	●		
ECLISSE SYNTESIS COLLECTION	ECLISSE SYNTESIS LINE SINGLE	●	●			
	ECLISSE SYNTESIS LINE DOUBLE	●	●			●
	ECLISSE SYNTESIS LUCE SINGLE	●	●			
	ECLISSE SYNTESIS LUCE DOUBLE	●	●			●
	ECLISSE SYNTESIS LINE BATTENTE SINGLE					
	ECLISSE SYNTESIS LINE BATTENTE DOUBLE					
	ECLISSE SYNTESIS AREO					
ECLISSE 40 COLLECTION	ECLISSE 40 SINGLE					
	ECLISSE 40 DOUBLE					

ACCESSORIES

COMPATIBILITY TABLE

TELESCOPIC SYNCHRONISATION	PANTI-WARP PROFILE	ECLISSE PUSH&PULL C	ECLISSE PUSH&PULL S	E-MOTION	JOINING KIT	DOOR CLOSER	SELF-CLOSING DOOR HINGE	ELECTRIC STRIKE	COVER	HARDWARE FOR SHELVES
	•	•		•	•					
	•	•		•						
	•	•		•	•					
	•	•		•						
	•	•		•						
	•	•		•						
•	•									
•	•									
	•	•		•						
	•		•							
	•		•							
	•		•							
	•		•							
						•	•	•		
						•	•			
									•	•
							•			
							•			

ACCESSORIES

AUTOMATION, SOFT-CLOSING SYSTEMS AND OTHER ACCESSORIES

AUTOMATION SYSTEMS*

CODE	ITEMS	PRICE
AUTSAC	SELF CLOSING SYSTEM FOR SINGLE DOOR	€ 147,00
AUTDAR2	DOUBLE DOOR CO-ORDINATION WITH SOFT CLOSE BIAS	€ 154,00
AUTDAS2	DOUBLE DOOR CO-ORDINATION FOR SYNTESIS LINE WITH BIAS	€ 160,00
AUTDAS3	DOUBLE DOOR CO-ORDINATION FOR SYNTESIS LINE WITH BIAS - GLASS ALUMINIUM	€ 215,00
AUTTEL	TELESCOPIC SYNCHRONISATION	€ 100,00
AUTPP3	ECLISSE PUSH&PULL FOR CLASSIC COLLECTION	€ 60,00
AUTPP1	ECLISSE PUSH&PULL FOR SYNTESIS COLLECTION	€ 25,00

SOFT-CLOSING SYSTEMS

CODE	ITEMS	PRICE
BIAS	ECLISSE BIAS - SOFT CLOSE WITH ANTI SLAM	€ 60,00
BIASDS	ECLISSE BIAS DS - BI-DIRECTIONAL SOFT CLOSE WITH ANTI SLAM	€ 88,00
OPRS1*	RALLENTY SOFT - SOFT CLOSE FOR DOOR PANEL WITH SELF-CLOSING SYSTEM	€ 67,00
OPRS2*	RALLENTY SOFT - SOFT CLOSE FOR DOOR PANEL UP TO 40 kg	€ 67,00
OPRS3*	RALLENTY SOFT - SOFT CLOSE FOR DOOR PANEL FROM 40 kg TO 50 kg	€ 67,00

OTHER ACCESSORIES

CODE	ITEMS	PRICE
OPROF1*	SECURITY PROFILE - L=1100 mm	€ 11,00
OPROF3*	SECURITY PROFILE - L=1375 mm	€ 15,00
OPROF2*	SECURITY PROFILE - L=6600 mm	€ 45,00
OPC	JOINING KIT FOR DOUBLE DOORS WITH ADJUSTABLE SPACERS - L=600+600÷1000+1000 mm	€ 33,00
OPCE	FINISHING WOODEN PROFILES FOR DOUBLE DOORS	€ 57,00

ACCESSORIES FOR ECLISSE SYNTESIS AREO

CODE	ITEMS	PRICE
301042701	COVER - Pack of 3 bars H 2850 mm	€ 123,00
301042702	RACK - Pair of bars H 2070 mm	€ 153,00
301042703	SHELF SUPPORT - L 220 mm - FOR ONE SHELF	€ 44,00
301042704	SHELF SUPPORT - L 320 mm - FOR ONE SHELF	€ 47,00
301042705	SHELF SUPPORT - L 420 mm - FOR ONE SHELF	€ 53,00

TECHNICAL

* Only for wooden doors

LOGISTICS

- ▶ Supplied in 1 box
- ▶ Production time: 8 working days

ACCESSORIES

E-MOTION MOTORIZATION

E-MOTION AUTOMATIC GUIDE

POCKET DOORS THAT CAN BE EQUIPPED WITH E-MOTION (single and double):

ECLISSE SINGLE

ECLISSE DOUBLE

ECLISSE LUCE SINGLE and DOUBLE

ECLISSE UNILATERAL

ECLISSE EWOLUTO SINGLE and DOUBLE

Passage size for single door: L=700÷1300 mm x up to 2600 mm height

Passage size for double door: L=600+600÷1300+1300 mm x up to 2600 mm height (for L less than 700+700 mm external electronic)

Max door panel weight: 80 kg

Wall thickness: starting from 100 mm

E-MOTION AUTOMATIC GUIDE

CODE	ITEMS	PRICE
OEMOTEM	AUTOMATIC GUIDE FOR SINGLE DOORS (WOODEN & GLASS DOORS)	€ 2.964,00
OEMOTEMD	AUTOMATIC GUIDE FOR DOUBLE DOORS (WOODEN & GLASS DOORS)	€ 4.446,00

ACCESSORIES FOR E-MOTION AUTOMATIC GUIDE

CODE	ITEMS	PRICE
OEFOT	ACTIVE INFRARED SENSOR (Model OA-203C) WITH VARIABLE DETECTION AREA	€ 461,00
OERADEM	REMOTE CONTROL WITH RECEIVER CARD	€ 347,00
OECREM	ELECTROMECHANICAL BLOCK (REMOTE CONTROL INCLUDED)*	€ 538,00
OEINT1	MICROWAVE TOUCHLESS SWITCH	€ 405,00

TECHNICAL

- * Only for single door
- ▶ Pocket frame fitted for E-MOTION: add 45,00 €/net for single model; 90,00 €/net for double model
- ▶ Installing the motorisation in an already installed counterframe or with standard dimension, the passage light is reduced by approximately 20 mm in height and approximately 50 mm in width (for both single and double door). To avoid this reduction, it is necessary to install a specific counterframe with a total overall dimensions increased by 25 mm in height and 100 mm in width.

LOGISTICS

- ▶ Supplied in 1 box
- ▶ Production time: 40 working days

ACCESSORIES

EXTERNAL SLIDING DOOR KIT - CEILING TRACK

EXTERNAL SLIDING DOOR KIT

CODE	ITEMS	PRICE
OSEM	KIT FOR EXTERNAL SLIDING DOOR 600÷1000 mm	€ 82,00

CEILING TRACK - ALUMINIUM TRACK

CODE	ITEMS	PRICE
OPBIN22	ALUMINIUM TRACK TYPE 2 - BAR LENGTH=2 m	€ 41,00
OPBIN23	ALUMINIUM TRACK TYPE 2 - BAR LENGTH=3 m	€ 56,00
OPBIN24	ALUMINIUM TRACK TYPE 2 - BAR LENGTH=4 m	€ 76,00
OPBIN25	ALUMINIUM TRACK TYPE 2 - BAR LENGTH=5 m	€ 89,00
OPBIN26	ALUMINIUM TRACK TYPE 2 - BAR LENGTH=6 m	€ 106,00

CEILING TRACK HOLDER PROFILE

CODE	ITEMS	PRICE
OPPBS12	ALUMINIUM CEILING TRACK HOLDER PROFILE -SINGLE - L=2 m	€ 92,00
OPPBS13	ALUMINIUM CEILING TRACK HOLDER PROFILE -SINGLE - L=3 m	€ 138,00
OPPBS14	ALUMINIUM CEILING TRACK HOLDER PROFILE -SINGLE - L=4 m	€ 180,00
OPPBS15	ALUMINIUM CEILING TRACK HOLDER PROFILE -SINGLE - L=5 m	€ 230,00
OPPBS16	ALUMINIUM CEILING TRACK HOLDER PROFILE -SINGLE - L=6 m	€ 256,00
OPPBS22	ALUMINIUM CEILING TRACK HOLDER PROFILE -DOUBLE - L=2 m	€ 128,00
OPPBS23	ALUMINIUM CEILING TRACK HOLDER PROFILE -DOUBLE - L=3 m	€ 194,00
OPPBS24	ALUMINIUM CEILING TRACK HOLDER PROFILE -DOUBLE - L=4 m	€ 260,00
OPPBS25	ALUMINIUM CEILING TRACK HOLDER PROFILE -DOUBLE - L=5 m	€ 357,00
OPPBS26	ALUMINIUM CEILING TRACK HOLDER PROFILE -DOUBLE - L=6 m	€ 360,00
OPPBS32	ALUMINIUM CEILING TRACK HOLDER PROFILE -TRIPLE - L=2 m	€ 209,00
OPPBS33	ALUMINIUM CEILING TRACK HOLDER PROFILE -TRIPLE - L=3 m	€ 310,00
OPPBS34	ALUMINIUM CEILING TRACK HOLDER PROFILE -TRIPLE - L=4 m	€ 405,00
OPPBS35	ALUMINIUM CEILING TRACK HOLDER PROFILE -TRIPLE - L=5 m	€ 570,00
OPPBS36	ALUMINIUM CEILING TRACK HOLDER PROFILE -TRIPLE - L=6 m	€ 610,00

BRACKETS FOR CEILING TRACK

CODE	ITEMS	PRICE
OPSBS2	BRACKETS FOR CEILING TRACK - SINGLE, DOUBLE, TRIPLE - L=2 m	€ 46,00
OPSBS3	BRACKETS FOR CEILING TRACK - SINGLE, DOUBLE, TRIPLE - L=3 m	€ 71,00
OPSBS4	BRACKETS FOR CEILING TRACK - SINGLE, DOUBLE, TRIPLE - L=4 m	€ 72,00
OPSBS5	BRACKETS FOR CEILING TRACK - SINGLE, DOUBLE, TRIPLE - L=5 m	€ 87,00
OPSBS6	BRACKETS FOR CEILING TRACK - SINGLE, DOUBLE, TRIPLE - L=6 m	€ 102,00

HARDWARE FOR CEILING TRACK

CODE	ITEMS	PRICE
OPFER110	RUNNERS AND FITTING FOR CEILING TRACK - SINGLE - 100 kg*	€ 25,00
OPFER111	RUNNERS AND FITTING FOR CEILING TRACK - DOUBLE - 100 kg**	€ 45,00
OPFER112	RUNNERS AND FITTING FOR CEILING TRACK - TRIPLE - 100 kg***	€ 70,00
OPFER113	RUNNERS AND FITTING FOR CEILING TRACK - SINGLE - 150 kg*	€ 47,00
OPFER114	RUNNERS AND FITTING FOR CEILING TRACK - DOUBLE - 150 kg**	€ 90,00
OPFER115	RUNNERS AND FITTING FOR CEILING TRACK - TRIPLE - 150 kg***	€ 136,00

TECHNICAL

- * Hardware for one door panel
- ** Hardware for two door panels
- *** Hardware for three door panels
- ▶ (I.e.: for a triple 6m ceiling track for 3 doors max 100kg, order must be:
N°3 OPBIN26 + OPPBS36 + OPSBS6 + OPFER112)

LOGISTICS

- ▶ Supplied in 1 box
- ▶ Production time: 15 working days

ACCESSORIES

ACCESSORIES FOR CLASSIC COLLECTION

GASKETS AND BRUSHES

CODE	ITEMS	PRICE
OPG	GASKET L=2200 mm - BROWN - N°2 BARS PER DOOR PER METAL DOOR POST	€ 5,00
OPGB	GASKET L=2200 mm - WHITE - N°2 BARS PER DOOR PER METAL DOOR POST	€ 5,00
OPGN	GASKET L=2200 mm - BLACK - N°2 BARS PER DOOR PER METAL DOOR POST	€ 5,00
141006900	TRANSPARENT GASKET WITH DOUBLE-SIDED TAPE FOR GLASS DOORS L. 2200	€ 18,00
141007000	TRANSPARENT GASKET WITH DOUBLE-SIDED TAPE FOR GLASS DOORS L. 2500	€ 20,00
141007100	TRANSPARENT GASKET WITH DOUBLE-SIDED TAPE FOR GLASS DOORS L. 2800	€ 22,00
OPS	BRUSH L=2150 mm H=15 mm - BLACK - 3 BARS PER SINGLE DOOR - 6 BARS PER DOUBLE DOORS	€ 4,00
OPS1	BRUSH L=2150 mm H=15 mm - WHITE - 3 BARS PER SINGLE DOOR - 6 BARS PER DOUBLE DOORS	€ 4,00

RUNNERS AND FITTINGS

CODE	ITEMS	PRICE
OPFER73	RUNNERS AND FITTINGS FOR SOLID WALL - 100 kg LOAD CAPACITY - Thk. 108 mm	€ 32,00
OPFER73/150	FITTINGS FOR SOLID WALL - 150 kg LOAD CAPACITY - Thk. 108 mm*	€ 55,00
OPFER73/150F	RUNNERS AND FITTINGS FOR SOLID WALL - 150 kg LOAD CAPACITY - Thk. 108 mm*	€ 110,00
OPFER72	RUNNERS AND FITTINGS FOR STUD WALL - 100 kg LOAD CAPACITY - Thk. 100/125 mm	€ 32,00
OPFER72/150	FITTINGS FOR STUD WALL - 150 kg LOAD CAPACITY - Thk. 100/125 mm*	€ 55,00
OPFER72/150F	RUNNERS AND FITTINGS FOR STUD WALL - 150 kg LOAD CAPACITY - Thk. 100/125 mm*	€ 110,00
OPFER75	RUNNERS AND FITTINGS FOR SOLID & STUD WALL - 100 kg LOAD CAPACITY - Thk. 90/125/150 mm	€ 32,00
OPFER75/150	FITTINGS FOR SOLID WALL - 150 kg LOAD CAPACITY - Thk. 90/125/150 mm*	€ 55,00
OPFER75/150F	RUNNERS AND FITTINGS FOR SOLID WALL - 150 kg LOAD CAPACITY - Thk. 90/125/150 mm*	€ 110,00
OPFER6	RUNNERS AND FITTINGS FOR CIRCULAR MODEL - 80 Kg	€ 76,00
OPFER79	RUNNERS AND FITTINGS FOR TELESCOPIC MODEL Thk.180 - 100 Kg	€ 77,00
OPFER131	RUNNERS AND FITTINGS FOR TELESCOPIC MODEL Thk.150 - 100 Kg	€ 77,00

OTHER ACCESSORIES

CODE	ITEMS	PRICE
OCPS	KEY FOR UNDER FRAME TEAR-OFF PROFILE	€ 29,00
OZC	6 BRACKETS TO FIX THE FRAME TO THE WALL (FOR SOLID WALL)	€ 16,00
OPPC	N°2 ELECTRICAL BOXES H=40 mm FOR LUCE MODEL	€ 18,00
OPVC	720 SCREWS 3,9x32 mm FOR DOUBLE PLASTERBOARD PANEL (72 SCREWS IN EACH BAG)	€ 64,00
OPVC1	72 SCREWS 3,9x19 mm FOR SINGLE PLASTERBOARD PANEL	€ 4,00
OPMC	HANDGRIPS FOR SOLID WALL (1 BOX CONTAINS 50 PIECES)	€ 51,00

TECHNICAL

* It requires the rail for 150 kg

LOGISTICS

- ▶ Supplied in 1 box
- ▶ Production time: 8 working days

ACCESSORIES

ACCESSORIES FOR SLIDING GLASS DOORS

ITEMS FOR GLASS DOORS		
CODE	ITEMS	PRICE
OP SVC	BRACKETS FOR GLASS DOORS UP TO 100 kg - Thk.10 mm	€ 98,00
OP SVC8	BRACKETS FOR GLASS DOORS UP TO 100 kg - Thk.8 mm	€ 98,00
OP SVP3	CLAMPS FOR GLASS DOORS UP TO 80 kg	€ 116,00
OP VES1*	VITRO WITH PELMET H=57 mm FOR BRACKETS (not included) - SINGLE DOOR	€ 301,00
OP VES2*	VITRO WITH PELMET H=57 mm FOR BRACKETS (not included) - DOUBLE DOOR	€ 514,00
OP VEP1*	VITRO WITH PELMET H=63 mm FOR CLAMPS (not included) - SINGLE DOOR	€ 306,00
OP VEP2*	VITRO WITH PELMET H=63 mm FOR CLAMPS (not included) - DOUBLE DOOR	€ 460,00
OP VE1*	VITRO WITHOUT PELMET - SINGLE DOOR	€ 163,00
OP VE2*	VITRO WITHOUT PELMET - DOUBLE DOOR	€ 240,00
ETHIN300	GLASS BRACKET E-THIN - L=3000 mm H=32 mm	€ 114,00
301009400	HARDWARE BAG FOR E-THIN	€ 14,00

TECHNICAL

* Brackets and clamps not included

LOGISTICS

- ▶ Single door supplied in 1 box; double door in 2 boxes
- ▶ Production time: 8 working days

ACCESSORIES

ACCESSORIES FOR SYNTESIS LINE COLLECTION

RUNNERS AND FITTINGS

CODE	ITEMS	PRICE
OPFER13	FITTINGS FOR SYNTESIS LINE - SINGLE DOOR (runners not included)	€ 98,00
OPFER14	FITTINGS FOR SYNTESIS LINE - DOUBLE DOOR (runners not included)	€ 196,00

GASKETS AND BRUSHES

CODE	ITEMS	PRICE
301006500	PAINTABLE GASKET FOR SYNTESIS HEADER L=2200 mm FOR DOOR Thk. 35 mm - 2 PCS	€ 54,00
301006900	PAINTABLE GASKET FOR SYNTESIS HEADER L=2200 mm FOR DOOR Thk. 40 mm - 2 PCS	€ 54,00
301007300	PAINTABLE GASKET FOR SYNTESIS HEADER L=2200 mm FOR DOOR Thk. 45 mm - 2 PCS	€ 54,00
301004401	PACK OF BRUSH + GASKET FOR SYNTESIS H=2000/2100 mm - SINGLE DOOR	€ 23,00
301004501	PACK OF BRUSH + GASKET FOR SYNTESIS H=2400 mm - SINGLE DOOR	€ 25,00
301004601	PACK OF BRUSH + GASKET FOR SYNTESIS H=2600 mm - SINGLE DOOR	€ 27,00
301010400	PACK OF BRUSH + GASKET FOR SYNTESIS H=2800 mm - SINGLE DOOR	€ 29,00
301004702	PACK OF BRUSH + GASKET FOR SYNTESIS H=3000 mm - SINGLE DOOR	€ 35,00
301004801	PACK OF BRUSH FOR SYNTESIS H=2000/2100 mm - DOUBLE DOOR	€ 24,00
301004901	PACK OF BRUSH FOR SYNTESIS H=2400 mm - DOUBLE DOOR	€ 28,00
301005001	PACK OF BRUSH FOR SYNTESIS H=2600 mm - DOUBLE DOOR	€ 31,00
301010500	PACK OF BRUSH FOR SYNTESIS H=2700 mm - DOUBLE DOOR	€ 33,00
301005101	PACK OF BRUSH FOR SYNTESIS H=3000 mm - DOUBLE DOOR	€ 36,00
141006900	TRANSPARENT GASKET WITH DOUBLE-SIDED TAPE FOR GLASS DOORS L. 2200	€ 18,00
141007000	TRANSPARENT GASKET WITH DOUBLE-SIDED TAPE FOR GLASS DOORS L. 2500	€ 20,00
141007100	TRANSPARENT GASKET WITH DOUBLE-SIDED TAPE FOR GLASS DOORS L. 2800	€ 22,00

OTHER ACCESSORIES

CODE	ITEMS	PRICE
OPPC	N°2 ELECTRICAL BOXES H=40 mm FOR LUCE MODEL	€ 18,00
OPVC	720 SCREWS 3,9x32 mm FOR DOUBLE PLASTERBOARD PANEL (72 SCREWS IN EACH BAG)	€ 64,00
OPVC1	72 SCREWS 3,9x19 mm FOR SINGLE PLASTERBOARD PANEL	€ 4,00

LOGISTICS

- ▶ Supplied in 1 box
- ▶ Production time: 8 working days

HARDWARE

ACCESSORIES FOR SYNTESIS BATTENTE AND ECLISSE 40

HARDWARE**

CODE	HARDWARE FOR ECLISSESYNTESIS LINE BATTENTE AND ECLISSE 40 - SINGLE DOOR	PRICE
OPFER48	3 HINGES HARDWARE WITH LOCK KIT FOR HANDLE WITH OR WITHOUT KEY - ALUMINIUM CHROME	€ 174,00
OPFER48/_*	3 HINGES HARDWARE WITH LOCK KIT FOR HANDLE WITH OR WITHOUT KEY	€ 174,00
OPFER49	3 HINGES HARDWARE WITH LOCK KIT FOR HANDLE WITH THUMB TURN - ALUMINIUM CHROME	€ 174,00
OPFER49/_*	3 HINGES HARDWARE WITH LOCK KIT FOR HANDLE WITH THUMB TURN	€ 174,00
OPFER50	3 HINGES HARDWARE WITH LOCK KIT FOR YALE EURO CYLINDER - ALUMINIUM CHROME	€ 174,00
OPFER50/_*	3 HINGES HARDWARE WITH LOCK KIT FOR YALE EURO CYLINDER	€ 174,00
OPFER92	3 HINGES HARDWARE WITHOUT LOCK	€ 123,00
OPFER51	4 HINGES HARDWARE WITH LOCK KIT FOR HANDLE WITH OR WITHOUT KEY - ALUMINIUM CHROME	€ 235,00
OPFER51/_*	4 HINGES HARDWARE WITH LOCK KIT FOR HANDLE WITH OR WITHOUT KEY	€ 235,00
OPFER52	4 HINGES HARDWARE WITH LOCK KIT FOR HANDLE WITH THUMB TURN - ALUMINIUM CHROME	€ 235,00
OPFER52/_*	4 HINGES HARDWARE WITH LOCK KIT FOR HANDLE WITH THUMB TURN	€ 235,00
OPFER53	4 HINGES HARDWARE WITH LOCK KIT FOR YALE EURO CYLINDER - ALUMINIUM CHROME	€ 235,00
OPFER53/_*	4 HINGES HARDWARE WITH LOCK KIT FOR YALE EURO CYLINDER	€ 235,00
OPFER93	4 HINGES HARDWARE WITHOUT LOCK	€ 184,00

CODE	HARDWARE FOR ECLISSE SYNTESIS LINE BATTENTE AND ECLISSE 40 - DOUBLE DOOR	PRICE
OPFER54	6 HINGES HARDWARE WITH LOCK KIT FOR HANDLE WITH OR WITHOUT KEY - ALUMINIUM CHROME	€ 348,00
OPFER54/_*	6 HINGES HARDWARE WITH LOCK KIT FOR HANDLE WITH OR WITHOUT KEY	€ 348,00
OPFER55	6 HINGES HARDWARE WITH LOCK KIT FOR HANDLE WITH THUMB TURN - ALUMINIUM CHROME	€ 348,00
OPFER55/_*	6 HINGES HARDWARE WITH LOCK KIT FOR HANDLE WITH THUMB TURN	€ 348,00
OPFER56	6 HINGES HARDWARE WITH LOCK KIT FOR YALE EURO CYLINDER - ALUMINIUM CHROME	€ 348,00
OPFER56/_*	6 HINGES HARDWARE WITH LOCK KIT FOR YALE EURO CYLINDER	€ 348,00
OPFER59	8 HINGES HARDWARE WITH LOCK KIT FOR HANDLE WITH OR WITHOUT KEY - ALUMINIUM CHROME	€ 471,00
OPFER59/_*	8 HINGES HARDWARE WITH LOCK KIT FOR HANDLE WITH OR WITHOUT KEY	€ 471,00
OPFER60	8 HINGES HARDWARE WITH LOCK KIT FOR HANDLE WITH THUMB TURN - ALUMINIUM CHROME	€ 471,00
OPFER60/_*	8 HINGES HARDWARE WITH LOCK KIT FOR HANDLE WITH THUMB TURN	€ 471,00
OPFER61	8 HINGES HARDWARE WITH LOCK KIT FOR YALE EURO CYLINDER - ALUMINIUM CHROME	€ 471,00
OPFER61/_*	8 HINGES HARDWARE WITH LOCK KIT FOR YALE EURO CYLINDER	€ 471,00

TECHNICAL

- * To identify the code specify () for the finishing: **B**=White; **C**=Champagne; **D**=Bronze; **E**=Tobacco (i.e.: 3 hinges with thumb turn white: OPFER49/**B**)
- ** Handle not included
- ▶ When the door weight is more than 50 kg (max 65 kg) 4 hinges are needed

LOGISTICS

- ▶ Supplied in 1 box
- ▶ Production time: 8 working days

HARDWARE

ACCESSORIES FOR SYNTESIS BATTENTE AND GLASS ALUMINIUM DOORS

DOOR CLOSING ACCESSORIES FOR SYNTESIS LINE BATTENTE AND ECLISSE 40

CODE		DOOR CLOSER	PRICE
PUSH RIGHT / PULL LEFT	PUSH LEFT / PULL RIGHT		
OPCP1	OPCP2	DOOR CLOSER WITHOUT HOLD OPEN	€ 593,00
OPCPB1	OPCPB2	DOOR CLOSER WITH HOLD OPEN	€ 713,00

CODE	SELF CLOSING DOOR HINGES FOR SYNTESIS LINE BATTENTE AND ECLISSE 40	PRICE
OPCP3	SELF CLOSING DOOR HINGE - ALUMINIUM CHROME	€ 297,00
OPCP3/B	SELF CLOSING DOOR HINGE - WHITE	€ 297,00
OPCP3/C	SELF CLOSING DOOR HINGE - CHAMPAGNE	€ 297,00
OPCP3/D	SELF CLOSING DOOR HINGE - BRONZE	€ 297,00
OPCP3/E	SELF CLOSING DOOR HINGE - TOBACCO	€ 297,00

HARDWARE**

CODE	HARDWARE FOR GLASS ALUMINIUM DOORS	PRICE
OPFER132	3 HINGES HARDWARE WITHOUT LOCK KIT - ALUMINIUM CHROME	€ 195,00
OPFER132/_*	3 HINGES HARDWARE WITHOUT LOCK KIT	€ 195,00
OPFER133	4 HINGES HARDWARE WITHOUT LOCK KIT - ALUMINIUM CHROME	€ 254,00
OPFER133/_*	4 HINGES HARDWARE WITHOUT LOCK KIT	€ 254,00

ELECTRIC STRIKE

CODE	ITEMS	PRICE
301023700	ELECTRIC STRIKE FOR SYNTESIS LINE BATTENTE	€ 321,00

TECHNICAL

* Hardware for Glass Aluminium Doors:

To identify the code specify () for the finishing: **A**=Aluminium chrome; **B**=White; **C**=Champagne; **D**=Bronze; **E**=Tobacco (i.e.: 3 hinges with thumb turn white: (i.e.: 3 hinges white: OPFER132/B)

** Handle not included

- ▶ When the door weight is more than 60 kg (max 80 kg) 4 hinges are needed

LOGISTICS

- ▶ Supplied in 1 box
- ▶ Production time: 8 working days

HARDWARE

ACCESSORIES FOR SYNTESIS LINE BATTENTE 50

HARDWARE

CODE	HARDWARE FOR ECLISSE SYNTESIS LINE BATTENTE 50	PRICE
OPFER125	2 TECTUS HINGES HARDWARE WITH LOCK FOR HANDLE WITH OR WITHOUT KEY - SATIN CHROME	€ 349,00
OPFER126	2 TECTUS HINGES HARDWARE WITH LOCK KIT FOR THUMB TURN - SATIN CHROME	€ 352,00
OPFER127	2 TECTUS HINGES HARDWARE WITH LOCK KIT FOR EURO CYLINDER - SATIN CHROME	€ 358,00
OPFER128	3 TECTUS HINGES HARDWARE WITH LOCK FOR HANDLE WITH OR WITHOUT KEY - SATIN CHROME	€ 490,00
OPFER129	3 TECTUS HINGES HARDWARE WITH LOCK KIT FOR THUMB TURN - SATIN CHROME	€ 493,00
OPFER130	3 TECTUS HINGES HARDWARE WITH LOCK KIT FOR EURO CYLINDER - SATIN CHROME	€ 500,00
OPFER134	2 TECTUS HINGES HARDWARE WITHOUT LOCK - SATIN CHROME	€ 308,00
OPFER135	3 TECTUS HINGES HARDWARE WITHOUT LOCK - SATIN CHROME	€ 450,00

TECHNICAL

- ▶ Standard weight capacity:
2 hinges: 80 kg
3 hinges: 100 kg
- ▶ Available only in aluminium chrome
- ▶ Handle not included

LOGISTICS

- ▶ Supplied in 1 box
- ▶ Production time: 15 working days

BASEBOARD



A passion for detail has been a distinctive feature of the work at ECLISSE since the beginning.

This is why our product range includes three different baseboards, which are able to harmonise with a wide range of furnishing styles.

ECLISSE Syntesis Baseboard is a profile solution which is installed flush with the wall and is notable for his minimalism, designed to harmonise elegantly with the furnishings of the room.

DELTA is the innovative baseboard, easy to install and with a modern geometric design that appears to change depending on the viewing angle. There is nothing else like it on the market.

ECLISSE DELTA

ALUMINIUM PROFILES

FINISHES

PRIMER-COATED	WHITE	CHAMPAGNE	BRONZE	TOBACCO
---------------	-------	-----------	--------	---------

LINEAR PROFILES (2m BAR)

CODE	ITEMS	PRICE
EBDE50_0	H=50 mm - PRIMER-COATED - WHITE - CHAMPAGNE - BRONZE - TOBACCO	€ 60,00
EBDE70_0	H=70 mm - PRIMER-COATED - WHITE - CHAMPAGNE - BRONZE - TOBACCO	€ 76,00

PACK OF N°20 PROFILES + N°20 INCLINED TERMINALS

CODE	ITEMS	PRICE
EBDK50_0	H=50 mm - PRIMER-COATED - WHITE - CHAMPAGNE - BRONZE - TOBACCO	€ 1.000,00
EBDK70_0	H=70 mm - PRIMER-COATED - WHITE - CHAMPAGNE - BRONZE - TOBACCO	€ 1.267,00

To identify the code specify () the finish: **A**=Primer-coated; **C**=White; **E**=Champagne; **F**=Bronze; **G**=Tobacco
i.e.: For 2m Linear Profile H=50mm White, Code: EBDE50**C**0

TERMINAL PROFILES

CODE	ITEMS	PRICE
EBDG50_0	INCLINED TERMINAL PROFILES FOR H=50 mm	€ 80,00
EBDG50_1	LINEAR TERMINAL PROFILES FOR H=50 mm	€ 80,00
EBDG70_0	INCLINED TERMINAL PROFILES FOR H=70 mm	€ 94,00
EBDG70_1	LINEAR TERMINAL PROFILES FOR H=70 mm	€ 94,00

To identify the code specify () the finish: **A**=Primer-coated; **C**=White; **E**=Champagne; **F**=Bronze; **G**=Tobacco
i.e.: For Linear Terminal Profile H=50mm White, Code: EBDG50**C**1

JOINTS TO CONNECT THE PROFILES

CODE	ITEMS	PRICE
EBSG006	LINEAR JOINT (40 Joints Package)*	€ 15,00
EBSG007	INTERNAL OR EXTERNAL CORNER JOINTS (20 Joints Package)*	€ 15,00

CORNER JOINTS

CODE	ITEMS	PRICE
EBDA50_0	JOINT FOR INTERNAL CORNER H=50 (2 Joints Package)	€ 81,00
EBDA50_1	JOINT FOR EXTERNAL CORNER H=50 (2 Joints Package)	€ 81,00
EBDA70_0	JOINT FOR INTERNAL CORNER H=70 (2 Joints Package)	€ 86,00
EBDA70_1	JOINT FOR EXTERNAL CORNER H=70 (2 Joints Package)	€ 86,00

To identify the code specify () the finish: **A**=Primer-coated; **C**=White; **E**=Champagne; **F**=Bronze; **G**=Tobacco
i.e.: For Internal Corner H=50 mm White, Code: EBDA50**C**1

*Use 2 joints to connect the profile

STRUCTURAL SEALING ADHESIVE

CODE	ITEMS	PRICE
EBSG004	STRUCTURAL SEALING ADHESIVE	€ 40,00

LOGISTICS

- ▶ Supplied in 1 box
- ▶ Delivery times: 15 working days
- ▶ **Terminal profiles:** Supplied in 1 box; each box contains 4 profiles (2 left and 2 right)

ECLISSE BASEBOARD FOR SYNTESIS

ALUMINIUM PROFILES

LINEAR PROFILES (2m BAR)

CODE	ITEMS	PRICE
EBSI000	LINEAR PROFILES - SOLID WALL - 15 mm PROFILE	€ 40,00
EBSC000	LINEAR PROFILES - STUD WALL - 15 mm PROFILE	€ 40,00
EBSI200	LINEAR PROFILES - 13 mm PROFILE	€ 35,00

For a correct installation please verify the baseboard section on the Eclisse catalogue
Finished baseboard is not included

JOINTS TO CONNECT THE PROFILES

CODE	ITEMS	PRICE
EBSG000	LINEAR JOINT (50 Joints Package)* - 15 mm	€ 50,00
EBSG200	LINEAR AND CORNER JOINT - 13 mm PROFILE (50 Joints Package)*	€ 75,00
EBSG001	JOINT FOR INTERNAL CORNER (10 Joints Package) - 15 mm	€ 25,00
EBSG002	JOINT FOR EXTERNAL CORNER (10 Joints Package) - 15 mm	€ 25,00
EBSG003	JOINT FOR STEPS (10 Joints Package)* - 15 mm	€ 50,00
EBSG203	JOINT FOR STEPS - 13 mm profile (10 Joints Package)*	€ 40,00

*Use 2 joints to connect the profile

TERMINAL PROFILES FOR SYNTESIS COLLECTION

WALL	MODEL/CODE			PRICE
	Syntesis Line/Syntesis Luce	Syntesis Line Battente - Push	Syntesis Line Battente - Pull	
15 mm SOLID WALL	EBSI001	EBSI031	EBSI032	€ 140,00
15 mm STUD WALL	EBSC001	EBSC031	EBSC032	€ 140,00
13 mm	EBSI201 (universal)			€ 28,00

For a correct installation please verify the baseboard section on the ECLISSE catalogue

LOGISTICS

- ▶ **Linear profiles:** Supplied in 1 box (up to 16 bars)
- ▶ **Joints to connect the profiles:** Supplied in 1 box (up to 5 boxes)
- ▶ **Terminal profiles:** Supplied in 1 box; (up to 5 packages) each box contains 4 profiles (2 left and 2 right)
- ▶ Delivery times: 8 working days

ECLISSE BASEBOARD FOR ECLISSE 40

ALUMINIUM PROFILES

TERMINAL PROFILES FOR ECLISSE 40

CODE	ITEMS	PRICE
EBSI061	SOLID WALL (Package for a frame)	€ 60,00
EBSC061	STUD WALL (Package for a frame)	€ 60,00


For a correct installation please verify the baseboard section on the ECLISSE catalogue

STRUCTURAL SEALING ADHESIVE

CODE	ITEMS	PRICE
EBSG004	STRUCTURAL SEALING ADHESIVE	€ 40,00

Solid wall version: use a box of adhesive every 25 linear mt.

ECLISSE SYNTESIS BASEBOARD FINISHES



FINISHINGS	CODE	ITEMS	PRICE
RAW WITH PRIMER	EBSY58C2	PACKAGE OF 10 BARS OF BASEBOARD (PRICE PER L.M. 10 €)	€ 264,00
LACQUERED WHITE RAL 9010	EBSY58D2	PACKAGE OF 10 BARS OF BASEBOARD (PRICE PER L.M. 12,5 €)	€ 320,00
OTHER RAL COLOURS*	EBSY58F2	PACKAGE OF 10 BARS OF BASEBOARD (PRICE PER L.M. 15 €)	€ 380,00
WHITE ASH**	EBSY58I2	PACKAGE OF 10 BARS OF BASEBOARD (PRICE PER L.M. 13 €)	€ 328,00
OPEN PORE ASH LACQUERED WHITE RAL 9010**	EBSY58J2	PACKAGE OF 10 BARS OF BASEBOARD (PRICE PER L.M. 13 €)	€ 328,00
NATURAL ASH**	EBSY58K2	PACKAGE OF 10 BARS OF BASEBOARD (PRICE PER L.M. 13 €)	€ 328,00
NATURAL BRUSHED OAK**	EBSY58L2	PACKAGE OF 10 BARS OF BASEBOARD (PRICE PER L.M. 13 €)	€ 328,00

TECHNICAL

- * Specify the RAL colour: minimum 20 bars
- ** Minimum order: 20 bars
- ▶ Bar length 2400 mm

LOGISTICS

- ▶ Supplied in 1 box
- ▶ Production time: 25 working days

GENERAL TERMS AND CONDITIONS OF SALE

1. SCOPE OF APPLICATION

- 1.1 These general terms and conditions of sale (the "General Terms and Conditions") exclusively govern the sales of ECLISSE S.r.l. (hereinafter, "ECLISSE") towards entrepreneurs, meaning any company, sole trader or legal entity that purchases from ECLISSE for the purposes of resale and/or installation (by way of example: Resellers of building materials, ceramics and plasterboard; resale of doors and woodwork; door and window manufacturers; metalworkers; designers; construction companies) (hereinafter, "Customer(s)" - and ECLISSE and the Customers are hereinafter jointly referred to as the "Parties") concerning the supply of its products (hereinafter, the "Products"). These General Terms and Conditions shall prevail over any of the Customers' general or special purchase terms and conditions. They are an integral and substantial part of all purchase orders confirmed by ECLISSE, unless a specific purchase order expressly provides otherwise. In such case, the special provisions between the Parties shall apply, unless they are expressly excepted.
- 1.2 The Customer waives the application of its own general and special terms and conditions of purchase, which shall in any event be deemed to be invalid with respect to the Parties.
- 1.3 Any other contrary and additional term and condition is invalid as well as any amendment and/or supplement to these General Terms and Conditions by the Customer, unless it is expressly accepted by ECLISSE. If, during the course of the relationship, ECLISSE were to accept amendments by way of exception to these Terms and Conditions, they shall be deemed to be limited to the specific order for which they are agreed.
- 1.4 These Conditions shall apply even if they are not expressly referred to and signed in the order confirmation. They are published for this purpose on ECLISSE's website (www.eclisse.com).
- 1.5 These Terms and Conditions shall remain valid and effective until they are expressly revoked by ECLISSE or replaced by new General Terms and Conditions.

2. ORDERS - CONCLUSION OF THE SALES CONTRACT

- 2.1 Orders are valid and effective only if they are in writing and must be sent by e-mail; telephone orders are not accepted. All orders, their discounts and terms and conditions of supply are subject to ECLISSE's express acceptance, which will take place by sending a written order confirmation (hereinafter, "Order Confirmation") according to the timeframe specified below. The individual sales contract is therefore concluded when the Customer receives the Order Confirmation from ECLISSE.
- 2.2 ECLISSE's **Order Confirmation for Standard Products** may be performed in writing within 3 business days from receipt of the order. Failure to do so shall entail the order being refused.
- 2.3 For **orders of non-standard sized Products**, ECLISSE shall prepare the necessary designs which will be sent to the Customer for the necessary verification. The Customer shall then send such designs to ECLISSE, duly stamped and signed for acceptance. Failing this, it will not be possible for ECLISSE to issue the Order Confirmation within the following 3 business days and to proceed with the relevant sale.
- 2.4 Any acceptance of the order that does not conform with such order shall be regarded as a counter-proposal that shall be deemed to be accepted by the Customer unless it is contested within 48 hours from its receipt, without the Customer being entitled to raise any objection or claim for any reason whatsoever.
- 2.5 The option to make any additions and/or changes to orders already transmitted shall be subject to the status of processing the order and shall be approved from time to time by ECLISSE's Sales Department.
- 2.6 Prior to the sending of the Order Confirmation by ECLISSE, the order may be cancelled within 48 business hours from its sending by the Customer without incurring any charges. Otherwise, once the Order Confirmation has been sent, and without prejudice to any compensation for higher damages, any cancellation of the order by the Customer shall entail the application of the following penalties, as per article 1382 of the Italian Civil Code:
 - a) with respect to **orders for standard Products**, in case of cancellation within 48 working hours from the sending of the Order Confirmation by ECLISSE, but before the start of production, the charge, by way of penalty, will be assessed on a case-by-case basis, also according to the quantities ordered, and in any event cannot exceed 30% of the amount of the order;
 - b) with respect to **orders for non-standard sized Products**, in the event of cancellation within 48 business hours from the sending of the Order Confirmation by ECLISSE, but prior to the start of production, the charge, by way of penalty, shall be assessed on a case-by-case basis, also according to the quantities ordered, and in any event cannot exceed 50% of the amount of the order;
 - c) **irrespective of the type of Products**, in the event of cancellation after 48 business hours or if the order has already been put into production, the charge, by way of penalty, shall be 100% of the amount of the order. Penalties shall be paid within 30 days from the date on which they are levied by ECLISSE.

3. CHANGES TO PRODUCTS

- 3.1 When it deems it appropriate, ECLISSE reserves the right to make necessary technical changes to the Products at any time, even following the conclusion of the sales contract and without giving any prior notice. The information and images shown in the price list and in all ECLISSE documentation are to be regarded as purely indicative and provided for illustrative purposes.

4. PRICES

- 4.1 The prices of the Products are those specified in the price list in force at the time the order is sent, or those negotiated by the Parties and specified in the Order Confirmation. The prices in the price list are in EUR, excluding VAT. Unless otherwise agreed, prices are understood for Products packaged according to industry standards in relation with the agreed means of transport, it being understood that any other expenses (including banking expenses incurred outside of Italy) or charges shall be borne by the Customer.
- 4.2 ECLISSE is entitled to amend the prices specified in the price lists at any time, promptly notifying the Customer in writing of the updated price lists and the date from which they will be applied.

5. DELIVERY

- 5.1 The agreed delivery date is to be regarded as an estimate and, as such, shall not be binding on ECLISSE. Even if it is confirmed, the delivery date shall be merely indicative and should always be understood as the best estimate.

- 5.2 Except in cases of wilful misconduct or gross negligence, any compensation for damages for late or non-delivery of the Products is expressly excluded. In any event, any delay due to causes that are beyond ECLISSE's control (e.g. delays in deliveries from suppliers, difficulties in procuring raw materials and components, etc.) shall not be deemed as being attributable to ECLISSE.
- 5.3 Unless otherwise agreed in writing between the Parties, deliveries of the Products shall be made with delivery FCA Pieve di Soligo (TV) Italy (Via Sernaglia, 76 and Via Giovanni Pascoli, 7) - in accordance with Incoterms 2020 ICC. Irrespective of the intended place of delivery, in the event that it has been agreed that the transport, or a part thereof, will be handled by ECLISSE, the relevant risks shall be transferred to the Customer upon delivery of the goods to the first carrier: any complaints must be reported to the carrier in accordance with the applicable law, while informing ECLISSE accordingly.
- 5.4 In any event in which the Customer, for reasons not attributable to ECLISSE, fails to timely accept delivery of the Products and in any case in which the delivery has not been possible for reasons for which the Customer is responsible, the Customer shall continue to be solely responsible for all related and consequential costs and risks. In the event that the Customer does not take delivery of the Products within 5 business days from the "Ready for Delivery" notice, the Customer shall be obliged to pay to ECLISSE, as per article 1382 of the Italian Civil Code, a penalty of 1.5% of the agreed price of the Products ordered and not collected for each day of delay, without prejudice to ECLISSE's right to claim for higher damages and without prejudice to ECLISSE's right to terminate the contract. The penalty shall be paid within 30 days from the date on which it is charged by ECLISSE.
- 5.5 The Products shall be checked and inspected on arrival for their conformity with the Order Confirmation. Any discrepancies or complaints must always be reported in writing, by means of e-mail to the following address: *international.sales@eclisse.it* within a maximum period of 2 days from their receipt, citing all the information required for an immediate check. Once this period has elapsed, the Products shall be deemed to all intents and purposes to have been accepted. Furthermore, the use and/or installation of Products with apparent defects shall preclude the possibility to raise objections or claims in respect of such defects.

6. RETURNS

- 6.1 ECLISSE does not accept returns of goods unless they have been previously authorised by ECLISSE in writing. Returns must in any event be intact (not disassembled), packaged (preferably in the original packaging) and accompanied by the goods return notice, and the Customer shall bear all costs and risks. In any case, returns of non-standard Products or external frames shall not be accepted, as these are made to order.

7. PAYMENTS

- 7.1 Terms and means of payment are also specified in the Order Confirmation or in a separate written agreement existing between the Parties, if any. Payments shall only be deemed to be made when the amount is actually available in ECLISSE's current bank account.
- 7.2 In the event of delay in payment by the Customer with respect to the agreed due dates, statutory interest for late payment at the rate set out in Article 5 of Italian Legislative Decree no. 231/2002, as subsequently amended, shall be charged to the Customer, without the need for any prior formal notice or notice of default.
- 7.3 It is understood that any claims or objections shall not entitle the Customer to suspend or otherwise delay payment for the disputed Products, nor any other supplies. In general, the Customer shall not be entitled to bring any action or raise any objection until the disputed Products have been paid for in full. There is no possibility to set-off any receivable of ECLISSE against the price of the Products or to set-off any present or future receivable claimed by the Customer against ECLISSE, if any, and the Customer shall also not be entitled to raise any objection on any grounds or for any reasons whatsoever.

8. INTELLECTUAL PROPERTY

- 8.1 All printed materials and other documents (price lists, catalogues or other similar documents, including in electronic and digital format) relating to the Products are exclusively owned by ECLISSE. Their reproduction, even partial, is prohibited unless previously authorised by ECLISSE.
- 8.2 ECLISSE warns against the unauthorised use of its trademark, and/or other marks indicated on the Products or relating to the Products supplied/sold, and/or denominations and distinctive signs, models and designs related to its Products, as well as the registration of domains containing the name ECLISSE.
- 8.3 Any design, document, technical information or software relating to the Product (or parts thereof) received by the Customer either prior or following the conclusion of the sales contract, shall be solely owned by ECLISSE, also with regard to its intellectual property rights and the Customer shall not be entitled to claim any rights over them; any document that as such may contain, pursuant to and for the purposes of Article 98 of Italian Legislative Decree no. 30 of 10 February 2005, trade secrets referring to ECLISSE, may not be used by the Customer for non-contractual purposes, and in any event cannot not be copied, reproduced, transmitted or disclosed to third parties without the express written consent of ECLISSE.

9. WARRANTY - LIABILITY

- 9.1 The Products are manufactured in accordance with the applicable EU regulations.
- 9.2 As indicated on the website <https://www.eclisse.com/en/company/#certifications>, ECLISSE warrants the end-user of the Products against defects in design, materials and workmanship, providing for the following different warranty periods, starting in any case from the date of purchase: (i) of 2 years for all Products; (ii) 12 years exclusively for the parts listed below:
- a) **Sliding pocket door systems**
 - metallic parts of the pocket-frame in galvanised steel or aluminium
 - runners
 - sliding tracks in anodised aluminium alloy 6060 (10 µm)
 - b) **Frames for swing doors**
 - metallic parts of the frame in anodised aluminium
 - c) **Frames for flush wall closures**
 - metallic parts of the frame in anodised aluminium

The above warranty applies only to Products purchased or sold in the EUROPEAN UNION, SWITZERLAND, NORWAY, the UNITED KINGDOM. The statutory warranty shall apply for all other countries.

The Warranty Period starts on the date the ECLISSE product is purchased by the end-user from an ECLISSE reseller. The purchase must be proven by the receipt/tax receipt or original invoice issued by the reseller. If the purchase cannot be proven, the Warranty Period will start from the date of manufacture.

- 9.3 It should be noted that the warranty shall lapse and shall not apply in cases where the defect results directly or indirectly from:
- 1) incorrect installation or assembly of the Products (e.g. the assembly instructions contained in all the packaging of the Products are not followed or the installation is not carried out in a workmanlike manner);
 - 2) installation of the Products in locations that do not comply with the specifications provided by ECLISSE;
 - 3) tampering, modifications, customisations, adjustments or repairs of the Product (or its components thereof) carried out directly by the Customer, without the prior written consent of ECLISSE (e.g. additions or removals of components; works carried out by unauthorised personnel);
 - 4) aesthetic factors (e.g. buckling, bending or repairs as a result of incorrect installation);
 - 5) improper or non-conforming use of the Products with respect to the instructions provided by ECLISSE (e.g. any form of improper handling);
 - 6) use of non-compatible spare parts or accessories (e.g. runners and/or sliding rails);
 - 7) changes that the materials used are naturally subject to;
 - 8) deterioration due to sunlight, condensation, acid rain, salt water splashes or other circumstances that have a corrosive or modifying effect on the materials;
 - 9) transport (e.g. damage caused by impacts or pressure during transport);
 - 10) causes of force majeure.

In addition, the use and/or installation of defective Products shall preclude the possibility to raise objections or claims concerning such defects.

- 9.4 Having acknowledged the obligations of ECLISSE under the above warranty towards the end-user and, taking into account the overall contractual and business relationship with ECLISSE, the Customer undertakes to notify ECLISSE, according to the timeframe indicated in the warranty, any claims made by end-users in accordance with the provisions of the warranty. It is also understood that, taking into account the above, ECLISSE's sole obligation towards the Customer, is that to replace the Products or their components, which have been found to not conform. This is without prejudice to written agreements in exception to the above, if any.
- 9.5 Without prejudice to the above, the Customer shall ascertain the lack of non-conformity of the Products upon receipt, by carefully checking their external appearance, as set out in Section 5.5. Should any non-conformities be found, they must be promptly reported to ECLISSE and, in any event, the Customer shall not authorise and/or proceed with the installation of the non-conforming Products, unless evidence of such has been provided and ECLISSE has given its written approval. The Products under dispute shall always be made available to ECLISSE's representatives for inspection, and the Customer undertakes to actively cooperate with ECLISSE in order to remedy the non-conformities. Any dispute concerning a single delivery of Products shall not exempt the Customer from collecting the remaining quantity of Products covered by the specific order, or other orders made separately from the one under consideration.
- 9.6 To the extent permitted by law, the above provisions exclude any other liability of ECLISSE towards the Customer, howsoever caused by the Products supplied or their resale. In particular, no claims for compensation and/or indemnity for damages, whether direct or indirect, of any nature whatsoever deriving from the lack or limited use of the Products, including but not limited to, loss of contracts, customers, business opportunities or goodwill or damage to the Customer's reputation, nor may the Customer bring any claim for recourse against ECLISSE. However, should ECLISSE be found liable for damages caused by defective Products, ECLISSE shall pay the Customer a maximum amount equal to the price paid by the Customer for the purchase of the Product that caused the damage.
- 9.7 ECLISSE disclaims all liability for any damage that may, whether directly or indirectly, be caused to persons or property as a result of failure to comply with all the requirements set out in the documentation supplied with the Products, and in particular that relating to installation, use and maintenance.

10. FORCE MAJEURE

- 10.1 Without prejudice to the Customer's payment obligations, which shall in any case be performed at the contractually agreed due dates, no event constituting a breach of these General Terms and Conditions and of the individual sale contracts shall give rise to termination or compensation for damages if it is due to the occurrence of a cause of force majeure or unforeseeable circumstances (including, but not limited to, strikes, accidents, epidemics, pandemics, embargoes, armed conflicts, governmental measures, or those of any other national or supranational authority, military or civil government intervention, terrorist acts, riots and civil disturbances, sabotage, fire, including arson, and any other cases of force majeure or unforeseen circumstances provided for by the applicable regulations), whose performance exceeds the expected extent and control that can reasonably be attributed to the Parties, without contributory negligence on the part of the non-performing Party.
- 10.2 The Party claiming exemption from liability shall, as soon as possible after it becomes aware of the impediment and its effect on its ability to perform its obligations, inform in writing the other Party thereof. Similarly, notice shall be given as soon as the reason for exemption from liability ceases to exist.
- 10.3 In the event that a cause of force majeure or unforeseen circumstances preventing the fulfilment of the existing contractual relationship continues for more than 6 months, both Parties shall be entitled to withdraw from the said relationship, by sending the other Party a specific notice to that effect by means of registered letter with return receipt or by certified email (PEC) or by international courier.

11 EXPORT CONTROL AND INTERNATIONAL ECONOMIC SANCTIONS

- 11.1 The Customer acknowledges that the export of ECLISSE's Products outside the customs territory of the European Union and/or towards certain entities or destinations could be subject to control by competent authorities. The Customer undertakes to put in place all the necessary measures to comply with Italian, EU, UK and/or US laws and regulations on export control and international economic sanctions.
- 11.2 In the event that the Products procured from ECLISSE were to be exported or re-exported or transferred by the Customer, the Customer undertakes to export, re-export or transfer these Products to customers not included in any list of natural or legal persons, entities or bodies subject to restrictive measures by the European Union, the United Kingdom, the United States of America, and/or by the United Nations, nor owned or controlled by any such person or entity (i.e. "Designated Party").
- 11.3 The Customer undertakes to indemnify and hold ECLISSE harmless against any liability, damage, loss or other detrimental consequence, that may arise from any breach of the obligations provided under this article and/or from the violation of the applicable provisions concerning export control and international economic sanctions in relation to the Products procured from ECLISSE.

- 11.4 The Customer undertakes to ensure that any contract for resale of the Products covered by this General Conditions contract contains restrictions and obligations identical to those provided for in this article.
- 11.5 In the event that ECLISSE's performance is prevented or made unreasonably difficult or commercially uneconomic by the occurrence of one of the following events (hereinafter "Excusing Event"):
- a) any change in the laws of the Italian Republic, and/or of the European Union, and/or of the United Kingdom and/or of the United States of America, including, but not limited to, the adoption of export control measures or international economic sanctions of any kind that may impact ECLISSE's obligations;
 - b) any amendment, extension or revision, or any change in the interpretation or in the application, by any court, tribunal or regulatory authority with competent jurisdiction, of any laws of the Italian Republic, and/or of the European Union, and/or of the United Kingdom, and/or of the United States of America, existing at the time of execution of the sale contract governed by this General Conditions, on export control or international economic sanctions;
 - c) failure to obtain any authorization, permit or license necessary for the efficacy or execution of the sale of the Products by any competent authority;
 - d) any other event, whether or not similar to the ones specified above, outside the control of ECLISSE, which would prevent the execution of the sale at the originally agreed terms, because of laws on export control and/or international economic sanctions of the Italian Republic, and/or of the European Union, and/or of the United Kingdom, and/or of the United States of America;

ECLISSE shall notify in writing the occurrence of an Excusing Event to and consult the Customer to find in good faith any useful or appropriate steps to be taken to ensure the regular execution of the transaction. The fulfillment of the Parties' respective obligations will be suspended during the consultation period since the date of the notification of the Excusing Event. In case after the consultation, it appears that ECLISSE's obligations cannot be further executed because they have become invalid or unlawful under the applicable law, the contract of sale shall be terminated without any right of the Customer to obtain compensation or any other similar relief. In case ECLISSE's obligations are not unlawful or invalid per se, but they have become impossible or uneconomic, the execution of the contract shall be suspended since the date of the notification of the Excusing Event until the Excusing Event terminates. During the suspension, ECLISSE and the Customer shall strive to minimize, as far as reasonably possible, the prejudice determined to each of them by such suspension.

12 PERSONAL DATA PROCESSING

- 12.1 During the performance of the contractual relationships, personal and contact data (personal details, company email addresses, company telephones, smartphones for work use, etc.) of directors, employees and collaborators who, on the basis of their duties and responsibilities conferred on them, manage the contract and/or implement it, may be reciprocally disclosed or made available to their respective contact persons.
- 12.2 Therefore, both Parties shall process such personal data to the extent that it is strictly necessary for the performance of all aspects of the contract. The data shall be retained until completion of the mutual services covered by the contract and thereafter on the basis of the prescribed statutory periods for the deeds and documents of the contracting party.
- 12.3 The individual employee or collaborator may exercise all the rights listed in Articles 15 to 21 of EU Regulation no. 2016/679, subject, however, to the restrictions arising from the legitimate interest of the employer.

13. GOVERNING LAW - DISPUTES

- 13.1 The General Terms and Conditions and all sales contracts concluded between ECLISSE and the Customers are governed by Italian law, with the exclusion of the Vienna Convention on the International Sale of Goods of 1980 and the conflict of laws rules.
- 13.2 Any and all disputes arising out of or in connection with the General Terms and Conditions and/or contracts of sale shall be subject to the exclusive jurisdiction of the Court of Treviso (Italy), without prejudice to ECLISSE's right to bring an action against the Customer at the court when the defendant's registered office is located.

14. FINAL PROVISIONS

- 14.1 ECLISSE's failure to exercise the rights provided for in the General Terms and Conditions or in the individual contracts of sale shall not be deemed to constitute an acquiescence or waiver of the infringed right or provision, nor shall it preclude ECLISSE from subsequently exercising such right or option, or any other right or option provided for in its favour in these General Terms and Conditions.
- 14.2 The Parties expressly acknowledge that for no reason, not even on the basis of decisive evidence, shall the continuous and repeated sales of the Products by ECLISSE grant the Customer exclusivity or give rise to a sales concession, distribution, agency or collaboration relationship under any other title.
- 14.3 These General Terms and Conditions are drafted in Italian and translated into English; in the event of any discrepancy, the Italian version shall prevail.
- 14.4 If at any time, one or more of the provisions of these General Terms and Conditions should become invalid or void, this shall not affect the applicability of the other provisions, which shall remain valid and effective.
- 14.5 In the event that ECLISSE is successful in any legal action, before any court or arbitral tribunal, or other proceedings relating to these General Terms and Conditions, the Customer shall reimburse ECLISSE for its reasonable legal fees, court costs, litigation costs and any other costs incurred by ECLISSE in connection with such proceedings.

Pursuant to and for the purposes of Articles 1341 and 1342 of the Italian Civil Code, the Customer declares that it has carefully read and specifically approves the following clauses of the extended General Terms and Conditions: 1.2 (waiver of Customer's conditions); 2.4 (non-conforming acceptance); 2.6 (cancellation of order - penalty); 3 (amendments following the conclusion of the contract); 5.2 (exclusion of liability for late delivery); 5.4 (failure to collect Products); 7.3 (no right to object); 9.3 (use of Products with apparent defects); 9.4 and 9.5 (limitation of warranty); 9.6 and 9.7 (exclusion of liability); 11.3 (indemnity); 13.2 (governing law - disputes).

© 2024 ECLISSE - All rights reserved.

The use, filing and total or partial reproduction, using any mechanical or electronic means, of texts, drawings and pictures contained in this publication is strictly prohibited, unless specifically approved in writing by ECLISSE.

All pictures and drawings are for illustrative purposes only. ECLISSE s.r.l. reserves the right to make changes in order to improve the product specifications without notice. We may change the content of this catalogue, so if you have any queries related to the products you can contact our call center. ECLISSE refuses any responsibility for misprints, clerical errors or for any other reason.

06/2024 - 602000514





Via Giovanni Pascoli, 7 - 31053 Pieve di Soligo (TV) - Italy
T. +39 0438 985749 - international.sales@eclisse.it - www.eclisse.com